

Page	Description
1	Table of Contents
2	Controller Layout
3	Audio
4	Audio, Premium Amp
5	Audio, RHD
6	Brake Controls
7	CAN Chassis
8	CAN Party
9	CAN Vehicle
10	Center Console
11	Charge Port Inlet
12	Diagnostics
13	Door Front Left
14	Door Front Right
15	Door Rear
16	Drive Inverters
17	Driver Assistance
18	Driver Assistance, RHD
19	Frunk Actuators and Sensors
20	Grounding - Cabin
21	Grounding - Frunk
22	Grounding - Liftgate
23	Headliner
24	HV Battery & HVIL
25	HV Penthouse
26	HVAC - Cabin
27	HVAC - Heat Pump
28	HVAC - Powertrain
29	HVAC Case
30	Instrument Panel
31	Liftgate and Trunk
32	Lighting - Exterior
33	Power Distribution - Main
34	Power Distribution - VCFront 1/2
35	Power Distribution - VCFront 2/2
36	Power Distribution - VCLeft 1/2
37	Power Distribution - VCLeft 2/2
38	Power Distribution - VCRight 1/2
39	Power Distribution - VCRight 2/2
40	Restraint Controller - Airbags
41	Restraint Controller - Retractors
42	Restraint Controller - Sensors
43	RF/Special Cables
44	RF/Special Cables, RHD
45	Seats Front Left
46	Seats Front Right
47	Seats Second Row 40%
48	Seats Second Row 60%
49	Seats Second Row Cushion 5-Seater
50	Seats Second Row Cushion 7-Seater
51	Seats Third Row
52	Security Controls and Horns
53	Steering
54	Towing
55	Windshield Wiper/Washer/Heater

LHST	Left side Seat
RHST	Right Side Seat
FOG	Fog Light
PCOLM	Power Steering Column
PAUDIO	Premium Audio
COLDW	Cold Weather Package
LHD	Left Hand Drive
RHD	Right Hand Drive
AWD	All Wheel Drive
RWD	Rear Wheel Drive
PINLT	Premium Interior Lights
PMIRR	Premium Mirror with Powerfold
REEU	Region Europe
RENA	Region North America
RECN	Region China
CSUSP	Coil Suspension
PREMST	Premium Seat
SBR	Seat Belt Reminder Switch
OCS	Occupant Classification System
STPS	Seat Track Position Sensor
CPGB	Chargeport GB
FSAB	Farside Airbag

LF	Left Front	RF	Right Front
LR	Left Rear	RR	Right Rear
LHS	Left-Hand Side	RHS	Right-Hand Side

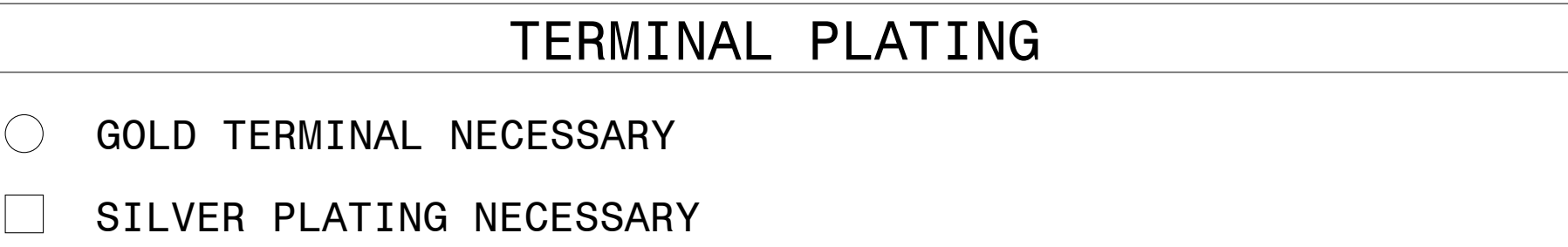
A	LH BODY	T	LIFT GATE
B	RH BODY	TT	LIFT GATE TRIM
C	CENTER CONSOLE	UHP	THERMAL, HEAT PUMP
D	LH FR DOOR	V	GLASS
F	FR FASCIA	W	FRUNK
G	RR FASCIA	X	REAR SUBFRAME
H	HV PENTHOUSE	Y	FRONT SEATS
J	IP	YYL	SECOND ROW SEAT, LEFT BACKREST
K	HEADLINER	YYC	SECOND ROW SEAT, CENTER
L	FRONT END MODULE	YYN	SECOND ROW SEAT, CUSHION
N	FRONT SUBFRAME	YYR	SECOND ROW SEAT, RIGHT BACKREST
P	RH FR DOOR	Z	MISC. CABLES
R	LH RR DOOR		
S	RH RR DOOR		

BK	Black	OG	Orange
BN	Brown	RD	Red
BU	Blue	VT	Violet (Purple)
GN	Green	WH	White
GY	Gray	YE	Yellow

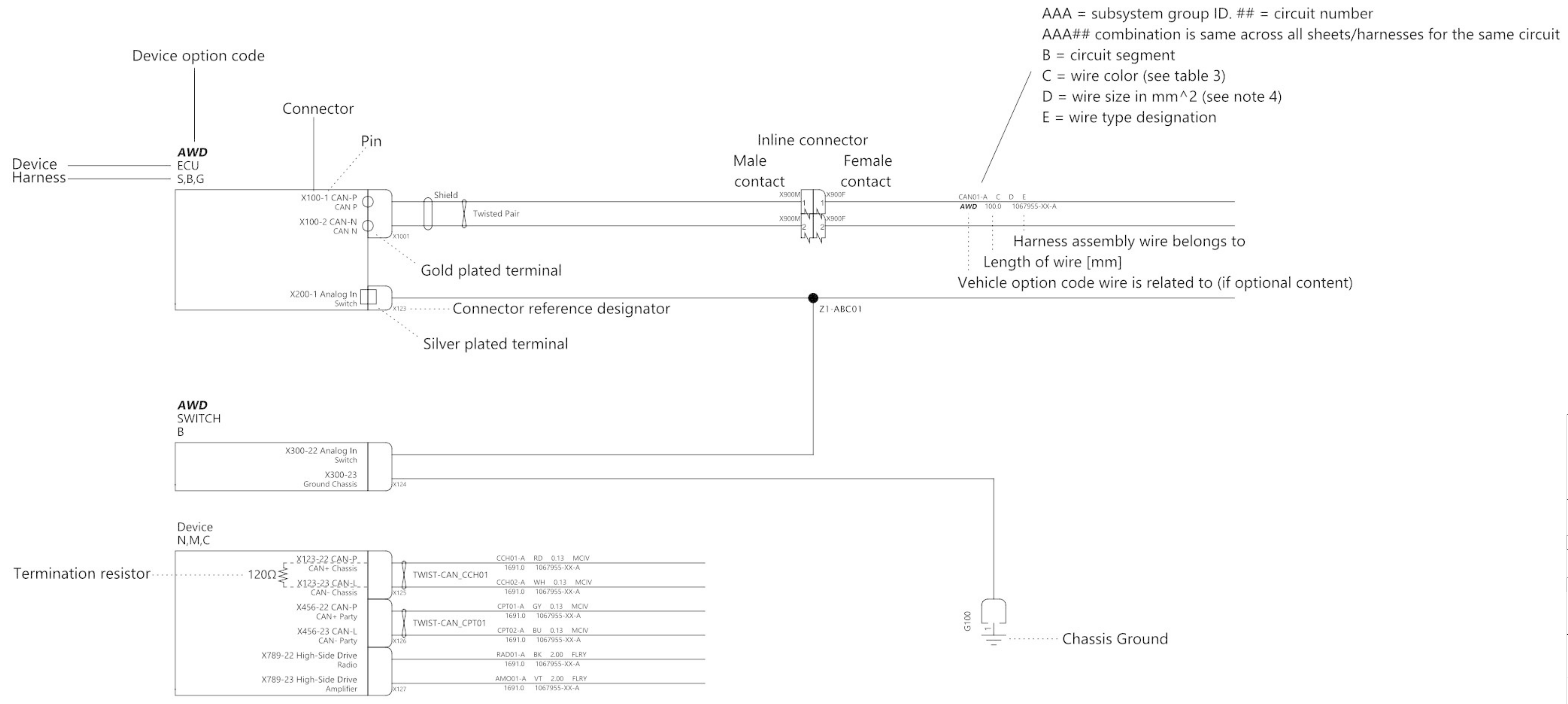
FLRY	Thin wall 105C rated, regular stranded PVC insulated [FLRY-A]
FLRB	Thin wall 105C rated, bunched conductor PVC insulated [FLRY-B]
MCIV	Thin wall 105C rated, compressed conductor PVC (halogen free) insulated
XR15	Thin wall 150C rated, cross-linked polyolefin, high flexible
FLXB	Thin wall 125C rated, cross-linked polyolefin, high flexible, halogen free insulated
3TBL	Thick wall 105C rated, aluminum conductor PVC insulated
F91X	Thin wall 150C rated, cross-linked polyethylene, high flexible

General Notes:

- Switches [Relays] are shown in their inactive [de-energized] state.
- Splices may be split across pages for visual clarity with respect to the function displayed on the particular page.
- Some connectors are split across multiple pages for clarity.
There is no overall reference in this document for the signals routed to a specific connector.
- Wire sizes are specified in mm² cross-sectional area (CSA) per SAE 1127/8
- Wire Specification: 60V, thin-wall PVC (ISO type or equivalent).
Default wire type to be rated 60VDC/25VAC and -40C to 105C operating temperature.
See DIN 13602 or ISO 6722 for detailed specifications.
- Unless otherwise specified at the device pins, terminal plating is to be Tin or Pre-Tin



- Inline connector gender specification is based on the terminal type.
Inline connectors with "M" suffix have male, tab or pin terminals
Inline connectors with "F" suffix have female, receptacle or socket terminals



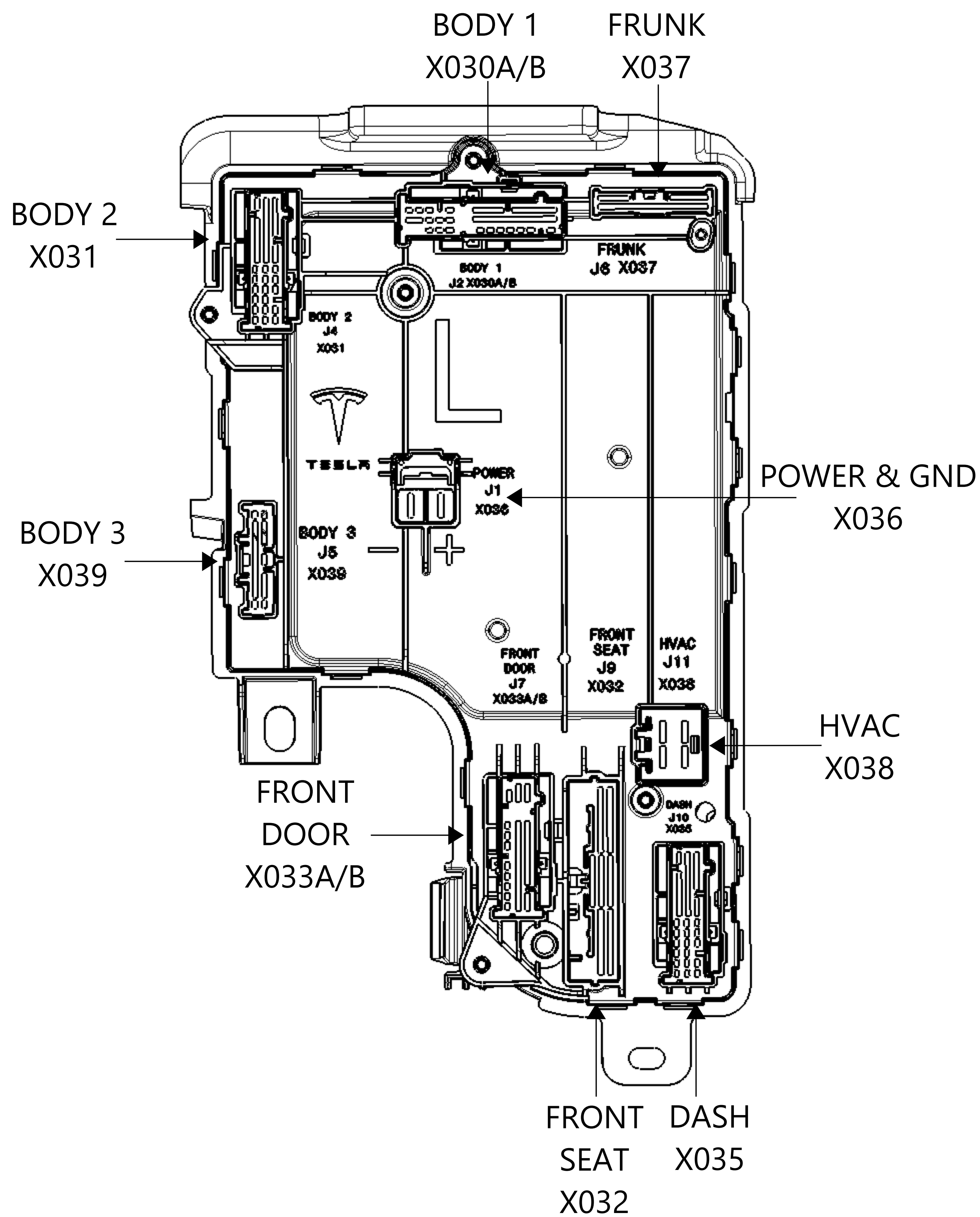
THE INFORMATION CONTAINED HEREIN IS DEEMED TO BE CONFIDENTIAL, PROPRIETARY, AND A TRADE SECRET OF TESLA MOTORS. THIS INFORMATION MAY NOT BE USED, REPRODUCED, OR DISCLOSED AS THE DIRECT OR INDIRECT BASIS FOR THE DEVELOPMENT, MANUFACTURE, OR SALE OF PROCESSES OR PRODUCTS WITHOUT THE EXPRESSED WRITTEN CONSENT OF TESLA MOTORS.

DRAWN	CHECKED	APPROVED

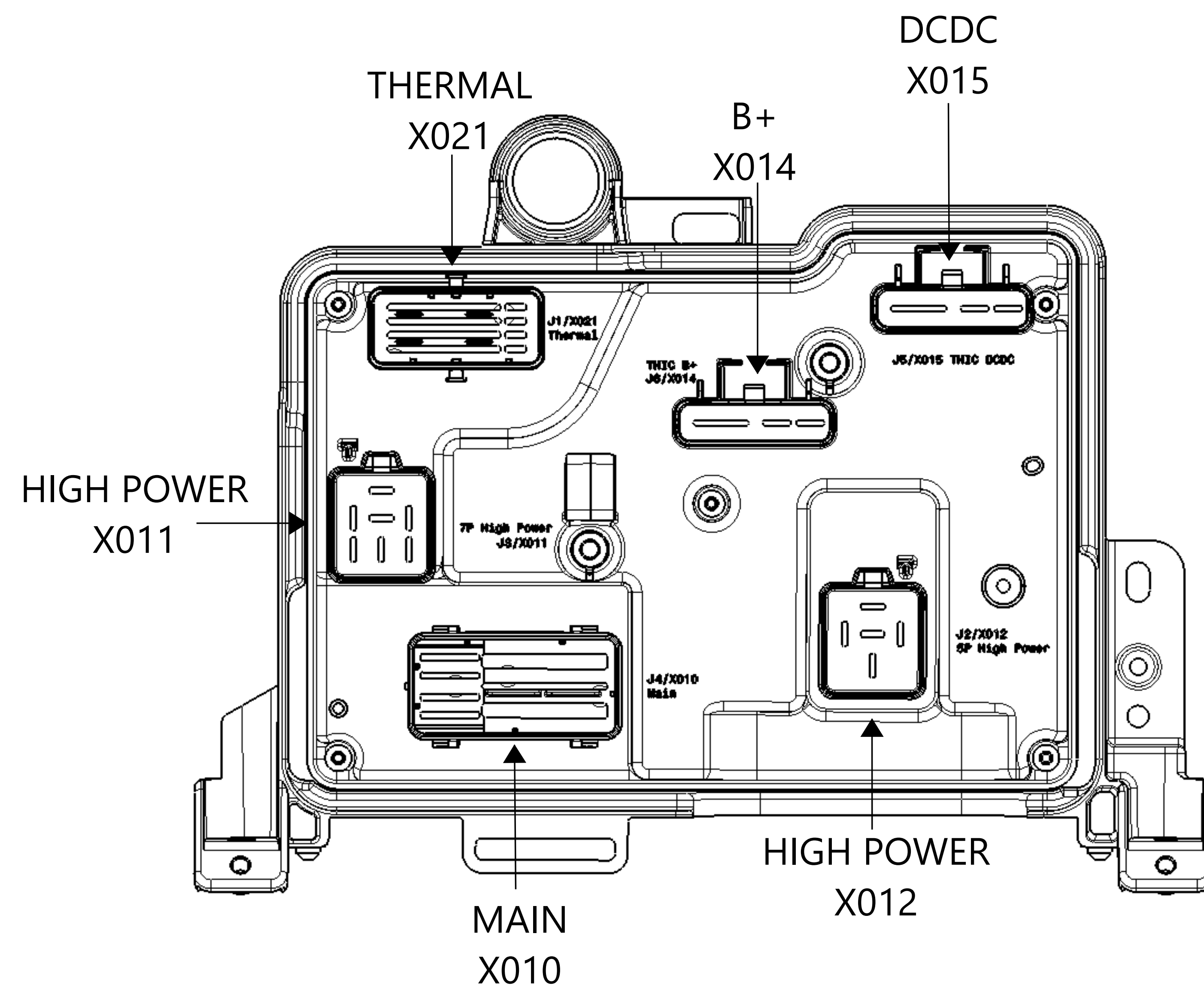
MATERIAL AS SPECIFIED	FINISHING AS SPECIFIED	SCALE NONE

PART NAME			
1. Table of Contents			
PART NUMBER	REV	SHEET	SIZE
	1	1 of 55	A0

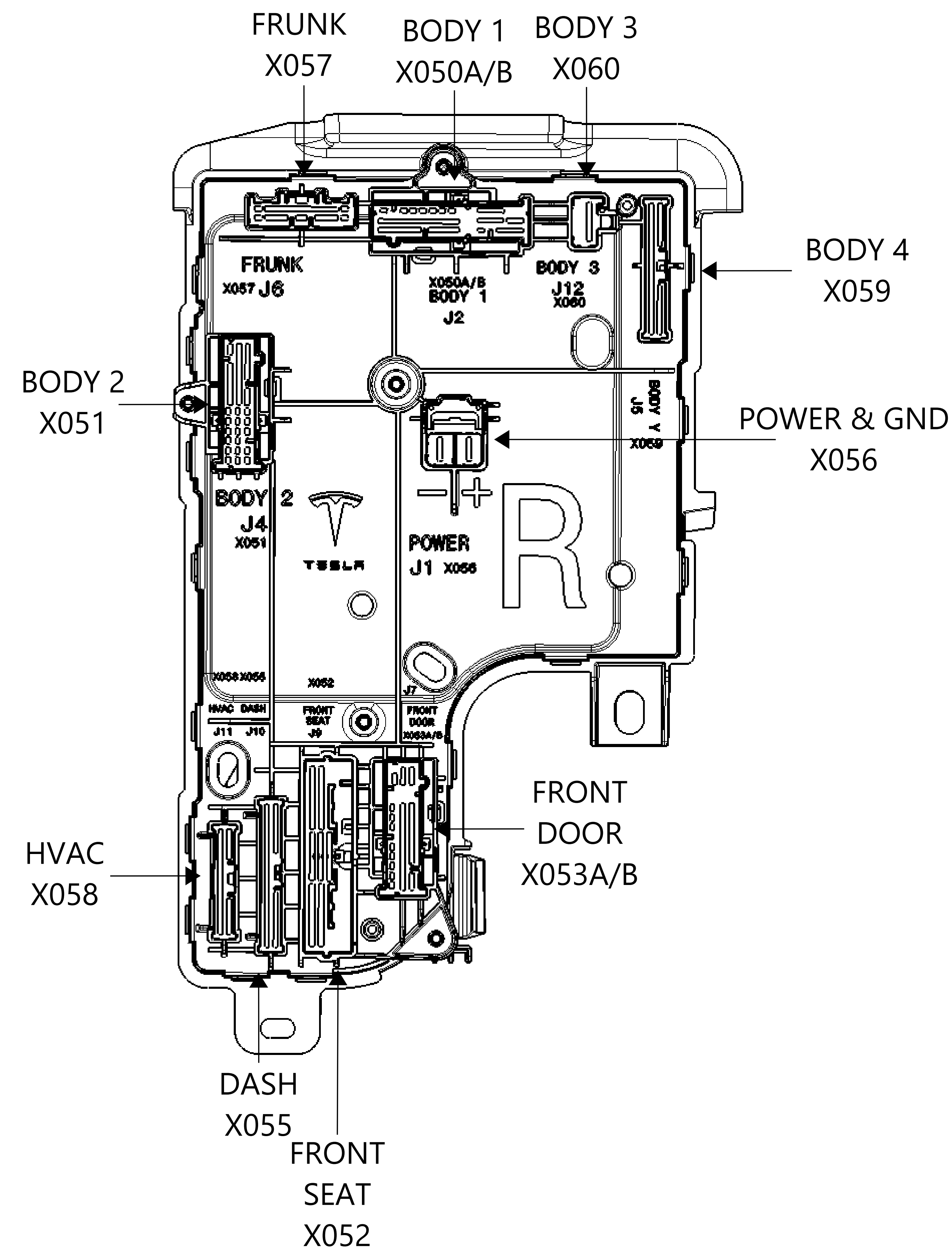
Left Controller



Front Controller



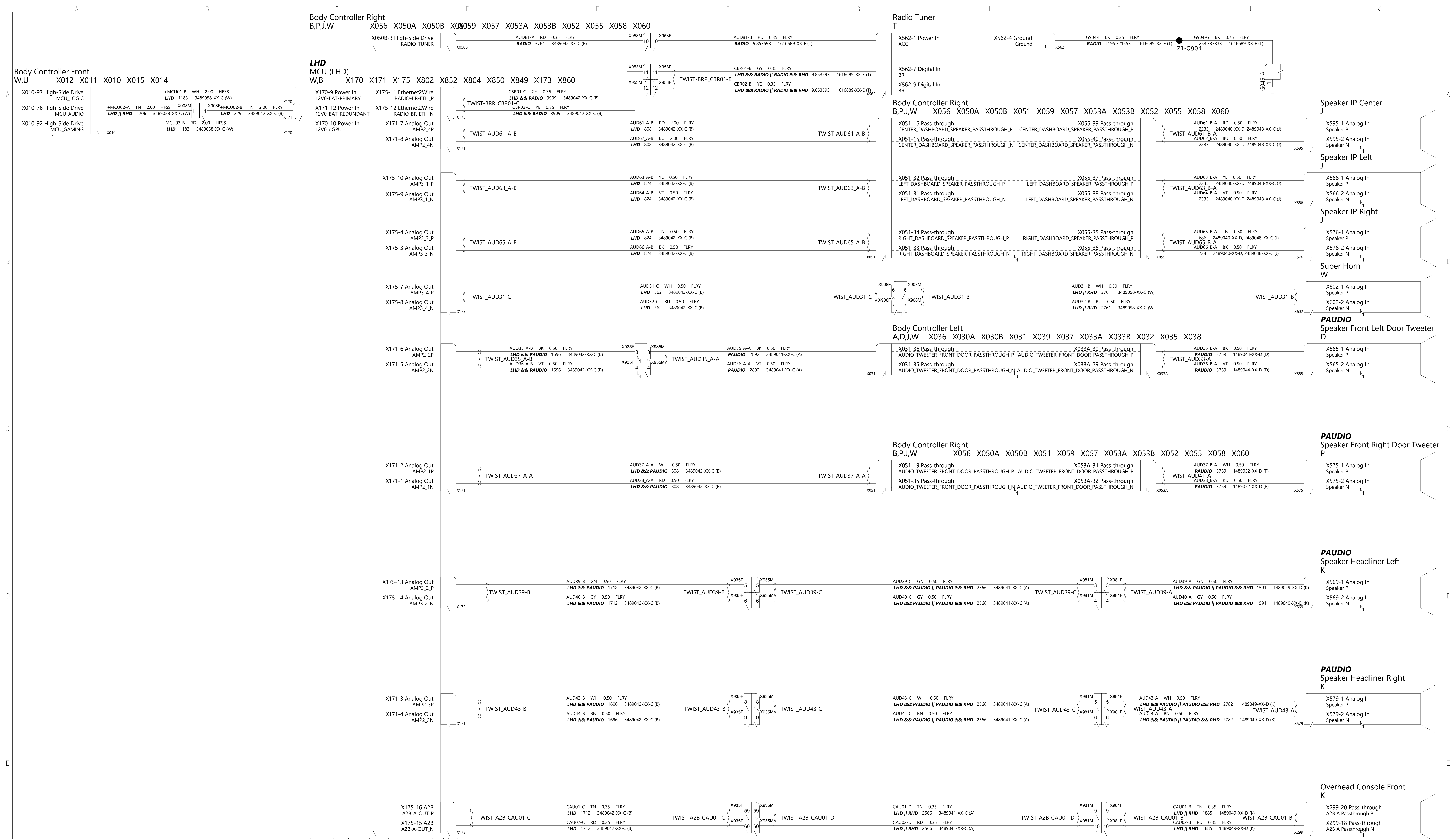
Right Controller



TESLA

THE INFORMATION CONTAINED HEREIN IS DEEMED TO BE CONFIDENTIAL, PROPRIETARY, AND A TRADE SECRET OF TESLA MOTORS. THIS INFORMATION MAY NOT BE USED, REPRODUCED, OR DISCLOSED AS THE DIRECT OR INDIRECT BASIS FOR THE DEVELOPMENT, MANUFACTURE, OR SALE OF PROCESSES OR PRODUCTS WITHOUT THE EXPRESS WRITTEN CONSENT OF TESLA MOTORS.

DRAWN	CHECKED	APPROVED
MATERIAL AS SPECIFIED	FINISHING AS SPECIFIED	SCALE NONE
PART NAME 2. Controller Layout		
PART NUMBER	REV	SHEET
	1	2 OF 55
		SIZE A0



Grounded through enclosure and braided strap



THE INFORMATION CONTAINED HEREIN IS DEEMED TO BE CONFIDENTIAL, PROPRIETARY, AND A TRADE SECRET OF TESLA MOTORS. THIS INFORMATION MAY NOT BE USED, REPRODUCED, OR DISCLOSED AS THE OBJECT OR INSTRUMENT BASIS FOR THE DEVELOPMENT, MANUFACTURE, OR SALE OF PROCESSES OR PRODUCTS WITHOUT THE EXPRESS WRITTEN CONSENT OF TESLA MOTORS.

DRAWN	CHECKED	APPROVED

MATERIAL AS SPECIFIED	FINISHING AS SPECIFIED	SCALE NONE

PART NAME
Audio

PART NUMBER	REV	SHEET	SIZE
	1	3 OF 55	A0



TESLA

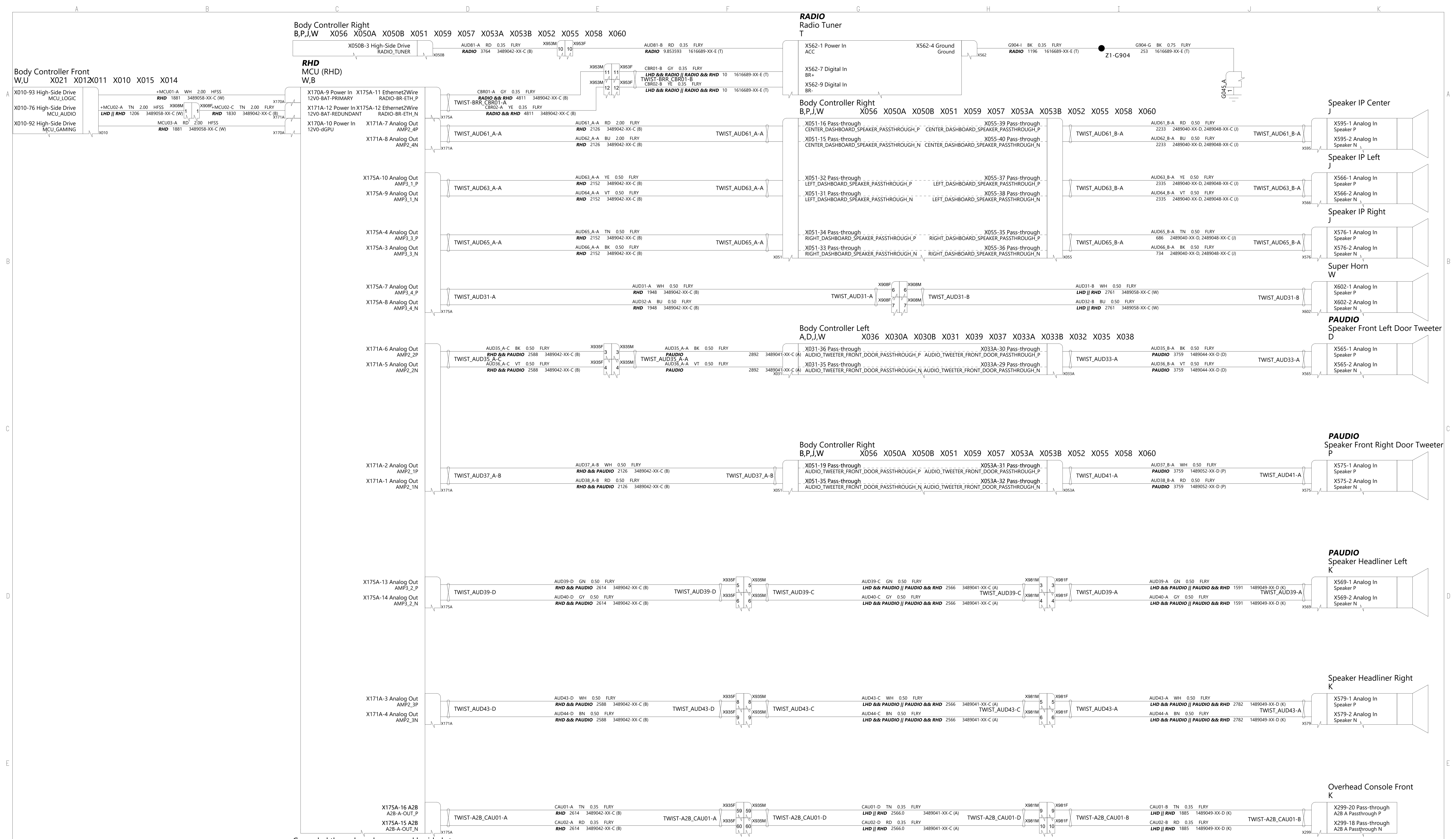
THE INFORMATION CONTAINED HEREIN IS DEEMED TO BE CONFIDENTIAL, PROPRIETARY, AND A TRADE SECRET OF TESLA MOTORS. THIS INFORMATION MAY NOT BE USED, REPRODUCED, OR DISCLOSED AS THE DIRECT OR INDIRECT BASIS FOR THE DEVELOPMENT, MANUFACTURE, OR SALE OF PROCEDES OR PRODUCTS WITHOUT THE EXPRESS WRITTEN CONSENT OF TESLA MOTORS.

DRAWN	CHECKED	APPROVED
-------	---------	----------

MATERIAL AS SPECIFIED	FINISHING AS SPECIFIED	SCALE NONE
--------------------------	---------------------------	---------------

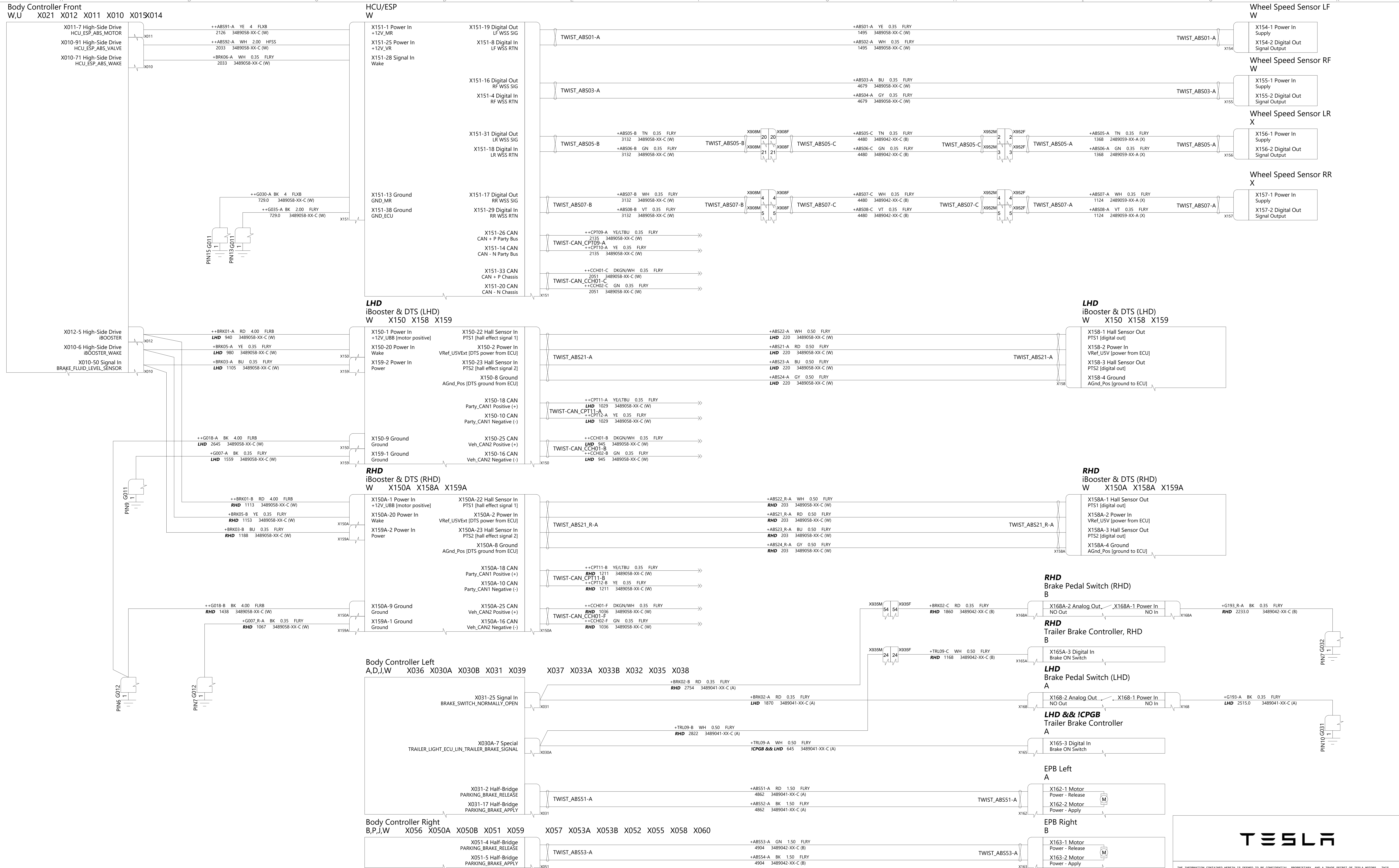
PART NAME
Audio, Premium Amp

PART NUMBER	REV	SHEET	SIZE
	1	4 OF 55	A0



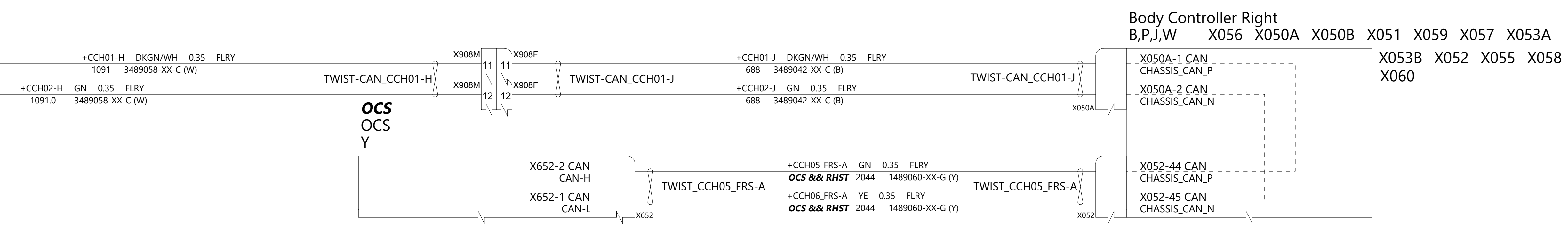
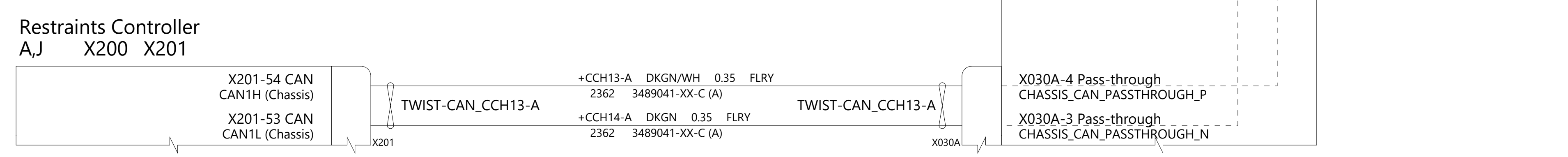
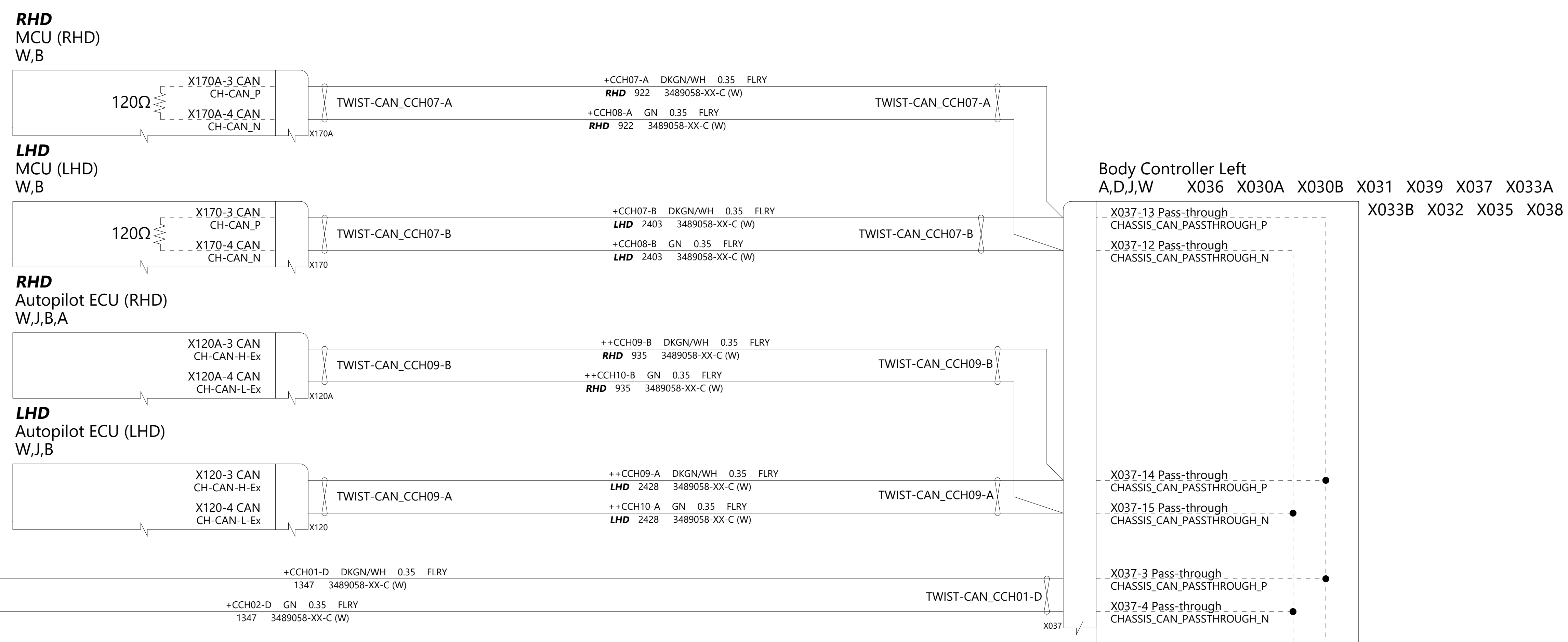
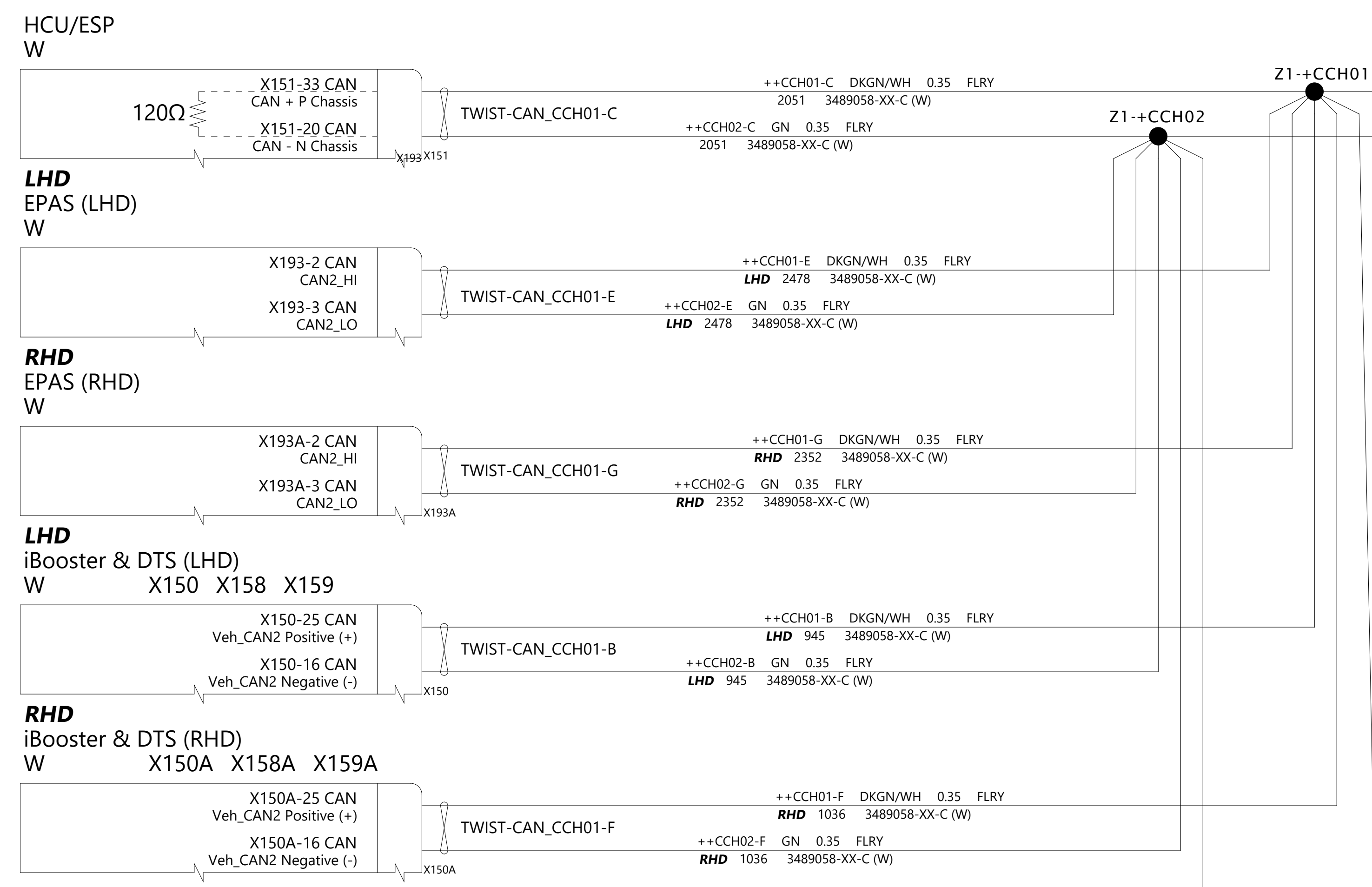
THE INFORMATION CONTAINED HEREIN IS DEEMED TO BE CONFIDENTIAL, PROPRIETARY, AND A TRADE SECRET OF TESLA MOTORS. THIS INFORMATION MAY NOT BE USED, REPRODUCED, OR DISCLOSED AS THE DIRECT OR INDIRECT BASIS FOR THE DEVELOPMENT, MANUFACTURE, OR SALE OF PROCEDES OR PRODUCTS WITHOUT THE EXPRESSED WRITTEN CONSENT OF TESLA MOTORS.

DRAWN	CHECKED	APPROVED
MATERIAL AS SPECIFIED	FINISHING AS SPECIFIED	SCALE NONE
PART NAME Audio, RHD		
PART NUMBER	REV	SHEET
	1	5 OF 55
		SIZE A0



THE INFORMATION CONTAINED HEREIN IS DEEMED TO BE CONFIDENTIAL, PROPRIETARY, AND A TRADE SECRET OF TESLA MOTORS. THIS INFORMATION MAY NOT BE USED, REPRODUCED, OR DISCLOSED AS THE DIRECT OR INDIRECT BASIS FOR THE DEVELOPMENT, MANUFACTURE, OR SALE OF PROCESSES OR PRODUCTS WITHOUT THE EXPRESSED WRITTEN CONSENT OF TESLA MOTORS.

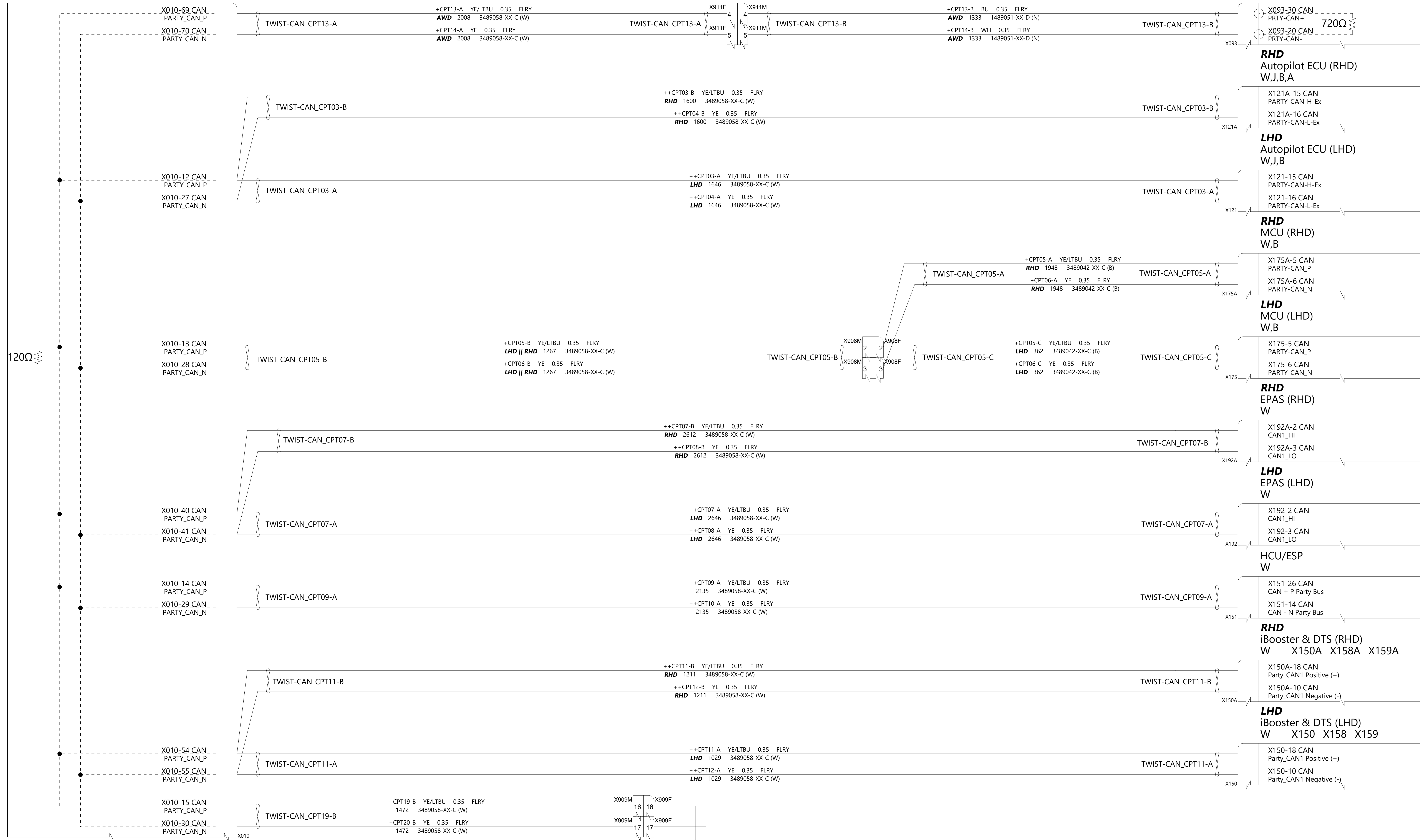
DRAWN	CHECKED	APPROVED
MATERIAL AS SPECIFIED	FINISHING AS SPECIFIED	SCALE NONE
PART NAME Brake Controls		
PART NUMBER	REV	SHEET
	1	6 OF 55
		SIZE A0



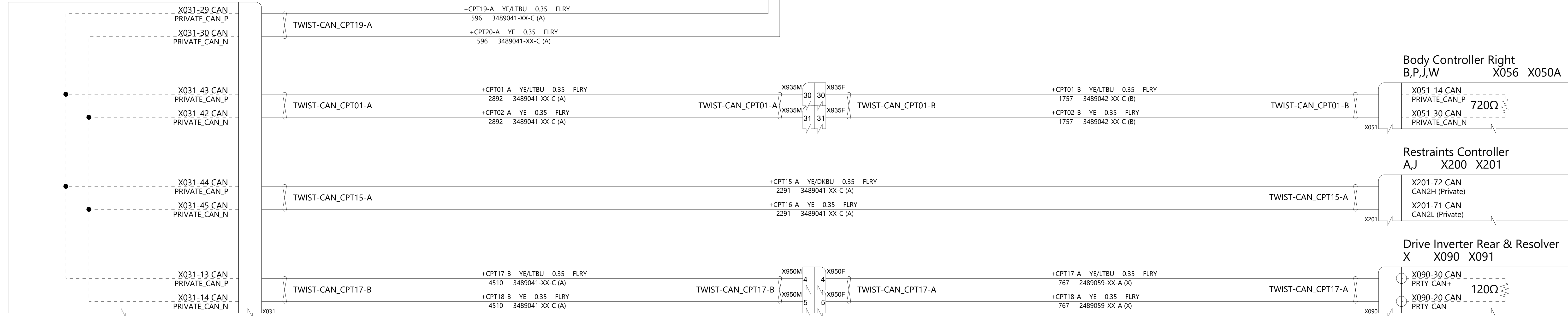
THE INFORMATION CONTAINED HEREIN IS DEEMED TO BE CONFIDENTIAL, PROPRIETARY, AND A TRADE SECRET OF TESLA MOTORS. THIS INFORMATION MAY NOT BE USED, REPRODUCED, OR DISCLOSED AS THE DIRECT OR INDIRECT BASIS FOR THE DEVELOPMENT, MANUFACTURE, OR SALE OF PROCESSES OR PRODUCTS WITHOUT THE EXPRESSED WRITTEN CONSENT OF TESLA MOTORS.

DRAWN	CHECKED	APPROVED
MATERIAL AS SPECIFIED	FINISHING AS SPECIFIED	SCALE NONE
PART NAME CAN Chassis		
PART NUMBER	REV	SHEET
	1	7 OF 55
		SIZE A0

Body Controller Front
W,U X021 X012 X011 X010 X015 X014

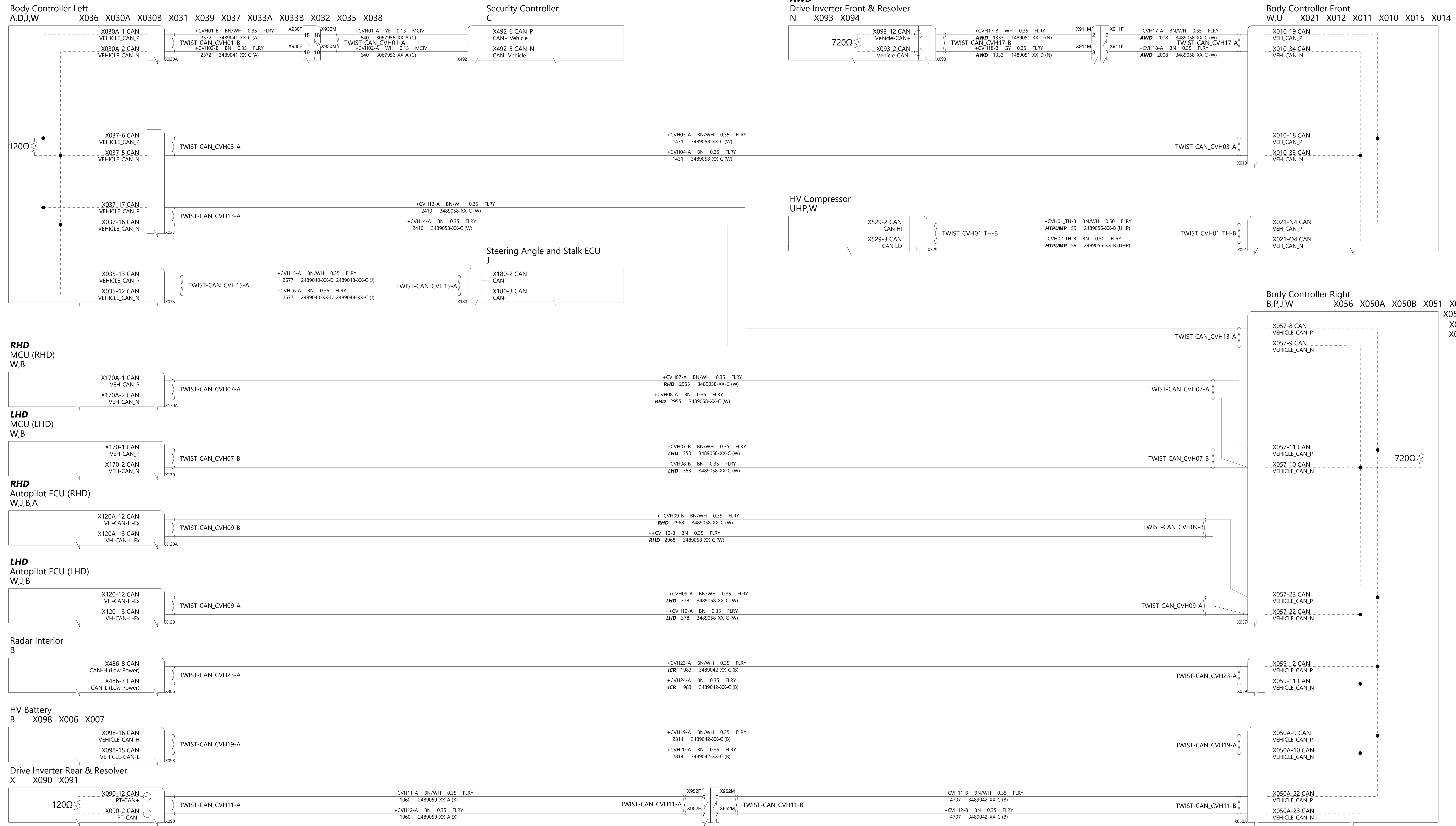


Body Controller Left
A,D,J,W X036 X030A X030B X031 X039 X037 X033A X033B X032 X035 X038



THE INFORMATION CONTAINED HEREIN IS DEEMED TO BE CONFIDENTIAL, PROPRIETARY, AND A TRADE SECRET OF TESLA MOTORS. THIS INFORMATION MAY NOT BE USED, REPRODUCED, OR DISCLOSED AS THE DIRECT OR INDIRECT BASIS FOR THE DEVELOPMENT, MANUFACTURE, OR SALE OF PROCESSES OR PRODUCTS WITHOUT THE EXPRESSED WRITTEN CONSENT OF TESLA MOTORS.

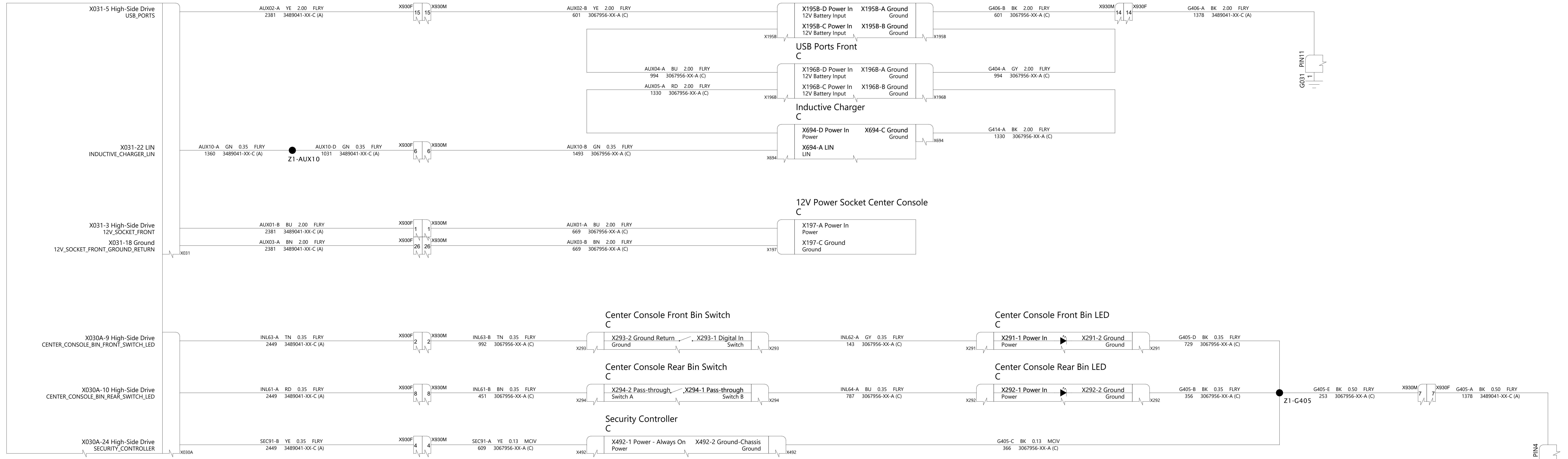
DRAWN	CHECKED	APPROVED
MATERIAL AS SPECIFIED	FINISHING AS SPECIFIED	SCALE NONE
PART NAME CAN Party		
PART NUMBER	REV	SHEET
	1	8 OF 55
		A0



THE INFORMATION CONTAINED HEREIN IS DEEMED TO BE CONFIDENTIAL, PROPRIETARY, AND A TRADE SECRET OF TESLA MOTORS. THIS INFORMATION MAY NOT BE USED, REPRODUCED, OR DISCLOSED AS THE DIRECT OR INDIRECT BASIS FOR THE DEVELOPMENT, MANUFACTURE, OR SALE OF PROCESSES OR PRODUCTS WITHOUT THE EXPRESS WRITTEN CONSENT OF TESLA MOTORS.

DRAWN	CHECKED	APPROVED
MATERIAL AS SPECIFIED	FINISHING AS SPECIFIED	SCALE NONE
PART NAME CAN Vehicle		
PART NUMBER	REV	SHEET
	1	9 OF 55
		A0

Body Controller Left
A,D,J,W X036 X030A X030B X031 X033A X033B X032 X035 X038



TESLA

THE INFORMATION CONTAINED HEREIN IS DEEMED TO BE CONFIDENTIAL, PROPRIETARY, AND A TRADE SECRET OF TESLA MOTORS. THIS INFORMATION MAY NOT BE USED, REPRODUCED, OR DISCLOSED AS THE DIRECT OR INDIRECT BASIS FOR THE DEVELOPMENT, MANUFACTURE, OR SALE OF PROCESSES OR PRODUCTS WITHOUT THE EXPRESSED WRITTEN CONSENT OF TESLA MOTORS.

DRAWN	CHECKED	APPROVED
MATERIAL AS SPECIFIED	FINISHING AS SPECIFIED	SCALE NONE
PART NAME Center Console		
PART NUMBER	REV	SHEET
	1	10 OF 55
		SCALE A0

Body Controller Left
A,D,J,W X036 X030A X030B X031 X039 X037 X033A X033B X032 X035 X038



+CP001-A TN 0.35 FLYR
3908 3489041-XX-C (A)

Charge Port ECU
A X096 X688 X687



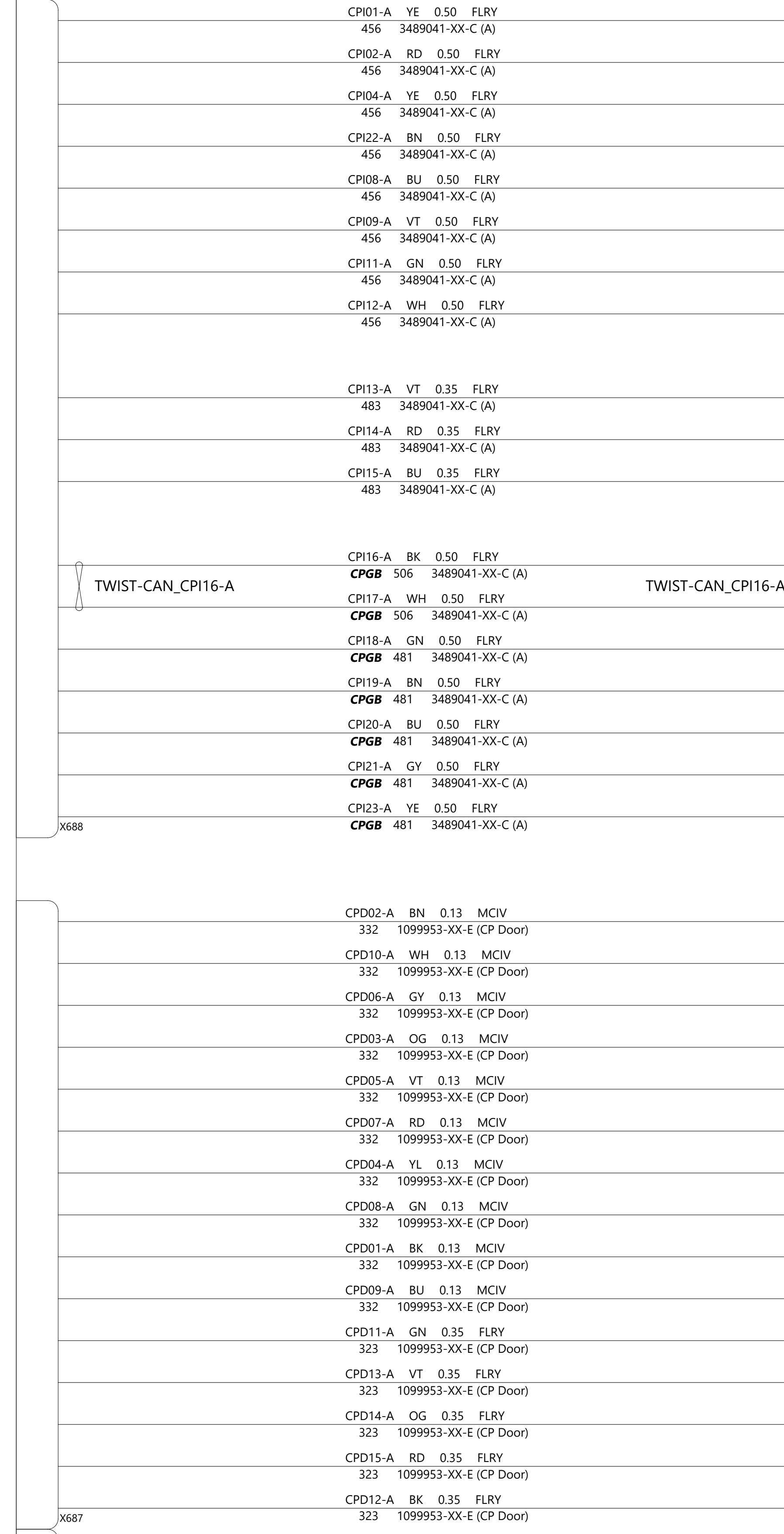
X096-10 Power In
VBAT_PROT

X688-4 Signal In
PROXIMITY_H
456 3489041-XX-C (A)
X688-1 High-Side Drive
INLET_1_HEATER_OUT
456 3489041-XX-C (A)
X688-20 Signal In
INLET_NTC_1
456 3489041-XX-C (A)
X688-21 Signal In
INLET_NTC_2
456 3489041-XX-C (A)
X688-13 Ground
INLET_1_GND_RETURN
456 3489041-XX-C (A)
X688-22 Signal In
INLET_NTC_3
456 3489041-XX-C (A)
X688-5 Signal In
INLET_1_CONTINUITY
456 3489041-XX-C (A)
X688-16 Signal In
PILOT_SIGNAL
456 3489041-XX-C (A)

X688-12 Half-Bridge
LATCH_DRIVE_P
483 3489041-XX-C (A)
X688-23 Signal In
LATCH_SW_1
483 3489041-XX-C (A)
X688-24 Half-Bridge
LATCH_DRIVE_N
483 3489041-XX-C (A)

X688-9 CAN
GB_DC_CAN_P
X688-10 CAN
GB_DC_CAN_N
X688-11 Signal In
INLET_2_CONTINUITY
X688-3 Signal In
GB_DC_PROXIMITY_CC2
X688-17 Ground
INLET_2_GND_RETURN
X688-2 Signal In
GB_DC_PROXIMITY_CC1
X688-6 Signal In
THERM-4

X687-2 High-Side Drive
LDC_POWER
X687-12 Special
UHF_ANTENNA
X687-14 Signal In
LDC_INTERRUPT
X687-3 Ground
TRIM_GND_RETURN
X687-13 Signal Out
LDC_SHUTDOWN
X687-6 High-Side Drive
LED_RED
X687-4 Special
LDC_SCL
X687-7 High-Side Drive
LED_GREEN
X687-1 Special
LDC_SDA
X687-8 High-Side Drive
LED_BLUE
X687-16 Half-Bridge
DOOR_DRIVE_N
X687-15 Half-Bridge
DOOR_DRIVE_P
X687-11 High-Side Drive
DOOR_POSITION_POWER
X687-5 Signal In
DOOR_POSITION
X687-10 Ground
DOOR_POSITION_GND_RETURN
X096-9 Ground
GND



Charge Port Inlet
A

X320-1 Analog Out
PROX-H
X320-2 Power In
HEAT-H
X320-4 Analog Out
THERM-1
X320-10 Analog Out
THERM-2
X320-8 Ground
INLET-1-GND
X320-9 Analog Out
THERM-3
X320-11 Signal Out
INLET-1-CONTINUITY
X320-12 PWM Out
PILOT
X312-3 High-Side Drive
LATCH-DRIVE-P
X312-2 Digital Out
LATCH-SW-1
X312-1 High-Side Drive
LATCH-DRIVE-N
X321-1 CAN
CAN-H-S+
X321-3 CAN
CAN-L-S-
X321-4 Analog In
INLET-2-CONTINUITY
X321-2 Analog Out
PROX-CC2
X321-6 Ground
INLET-2-GND
X321-7 Analog Out
PROX-CC1
X321-8 Analog Out
THERM-4

Charge Port Door
Z

X690-1 Vref Input
3.3V
X690-2 Analog Out
UHF
X690-3 Digital In
LDC-INT
X690-4 Ground Return
GND
X690-5 Digital In
LDC-SD
X690-6 Power In
LED Red
X690-7 I2C
SCL
X690-8 Power In
LED Green
X690-9 I2C
SDA
X690-10 Power In
LED Blue
X691-1 Power In
Door Drive 2
X691-2 Power In
Door Drive 1
X691-3 Vref Input
5V
X691-4 Analog Out
Door Sense
X691-5 Ground Return
GND

TESLA

THE INFORMATION CONTAINED HEREIN IS DEEMED TO BE CONFIDENTIAL, PROPRIETARY, AND A TRADE SECRET OF TESLA MOTORS. THIS INFORMATION MAY NOT BE USED, REPRODUCED, OR DISCLOSED AS THE DIRECT OR INDIRECT BASIS FOR THE DEVELOPMENT, MANUFACTURE, OR SALE OF PROCESSES OR PRODUCTS WITHOUT THE EXPRESSED WRITTEN CONSENT OF TESLA MOTORS.

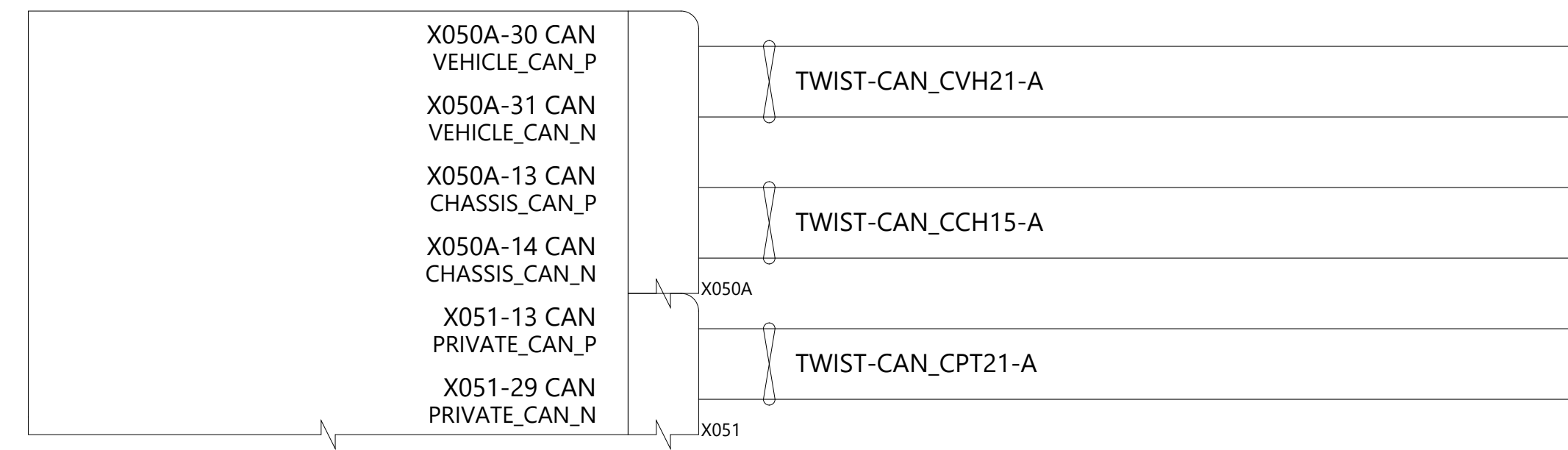
DRAWN	CHECKED	APPROVED
-------	---------	----------

MATERIAL AS SPECIFIED	FINISHING AS SPECIFIED	SCALE NONE
--------------------------	---------------------------	---------------

PART NAME
Charge Port Inlet

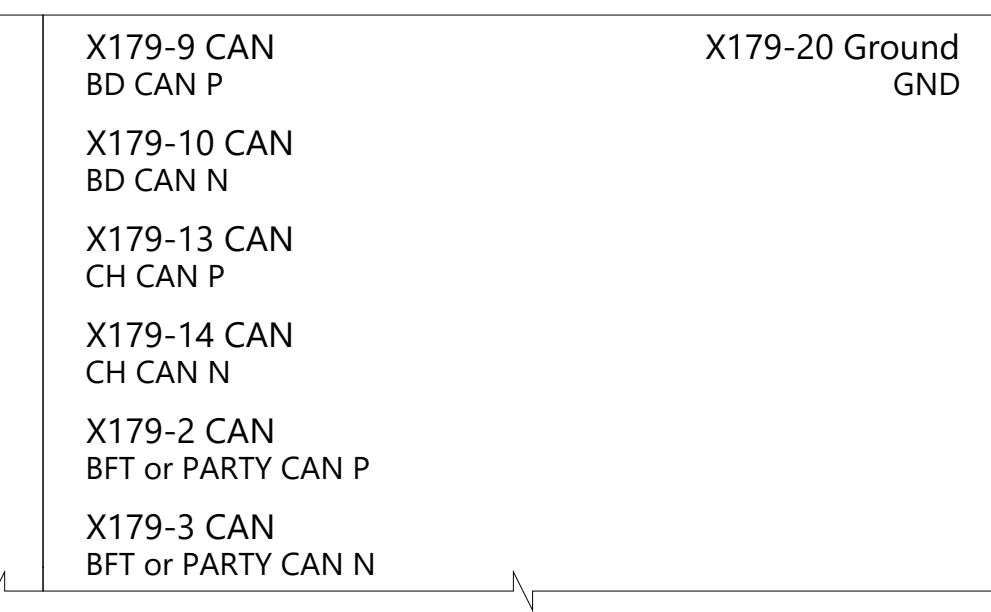
PART NUMBER	REV	SHEET	SIZE
	1	11 of 55	A0

Body Controller Right
B,P,I,W X056 X050A X050B X051 X059 X057 X053A X053B X052 X055 X058 X060

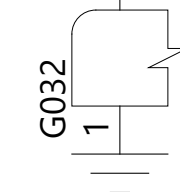


+CVH21-A BN/WH 0.35 FLYY
 681 3489042-XX-C (B)
 +CVH22-A BN 0.35 FLYY
 681 3489042-XX-C (B)
 +CCH15-A DGN/WH 0.35 FLYY
 681 3489042-XX-C (B)
 +CCH16-A GN 0.35 FLYY
 681 3489042-XX-C (B)
 +CPT21-A YE/LTBU 0.35 FLYY
 658 3489042-XX-C (B)
 +CPT22-A YE 0.35 FLYY
 658 3489042-XX-C (B)

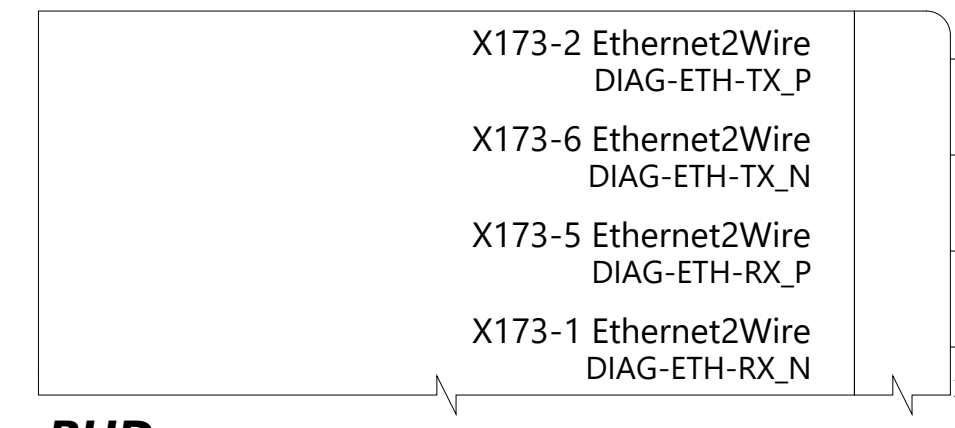
CAN Port B



X179-20 Ground GND
 X179
 G036-A BK 0.50 FLYY
 1845 3489042-XX-C (B)

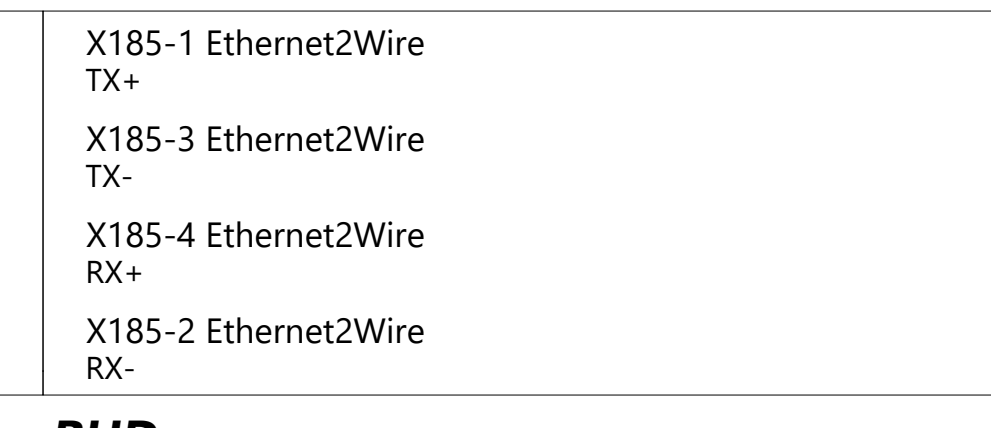


LHD MCU (LHD)
W,B X170 X171 X175 X802 X852 X804 X850 X849 X173 X860

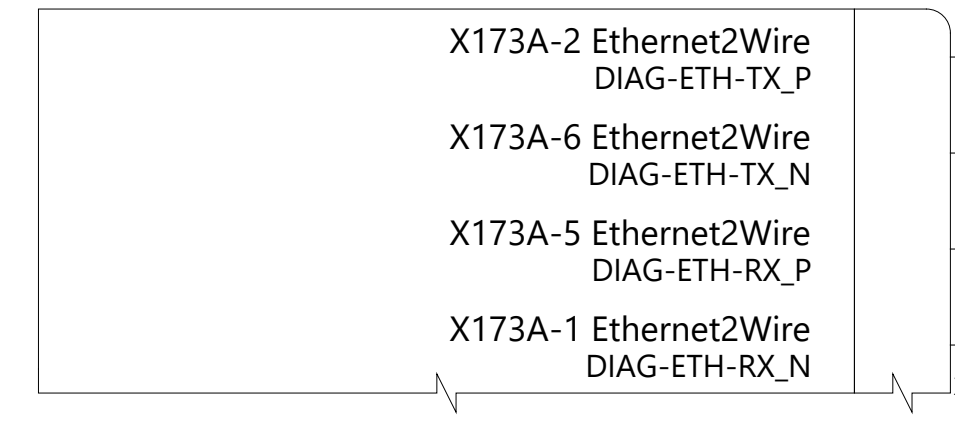


CDIAG1-A YE 0.35 FLYY
LHD 2609 3489058-XX-C (W)
 CDIAG2-A BU 0.35 FLYY
LHD 2609 3489058-XX-C (W)
 CDIAG3-A WH 0.35 FLYY
LHD 2609 3489058-XX-C (W)
 CDIAG4-A VT 0.35 FLYY
LHD 2609 3489058-XX-C (W)

LHD Diag Connector Cabin (LHD)
W

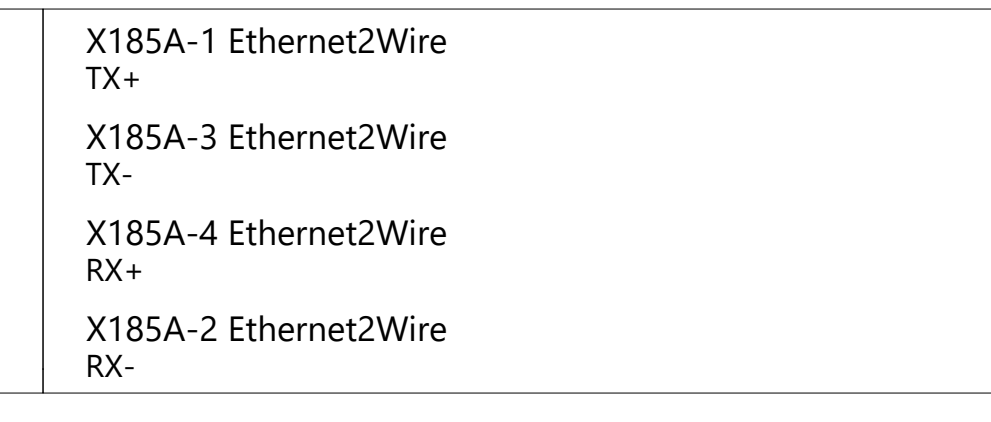


RHD MCU (RHD)
W,B X170A X171A X175A X802A X852A X804A X850A X849A 173A X860A



CDIAG1_R-A YE 0.35 FLYY
RHD 3123 3489058-XX-C (W)
 CDIAG2_R-A BU 0.35 FLYY
RHD 3123 3489058-XX-C (W)
 CDIAG3_R-A WH 0.35 FLYY
RHD 3123 3489058-XX-C (W)
 CDIAG4_R-A VT 0.35 FLYY
RHD 3123 3489058-XX-C (W)

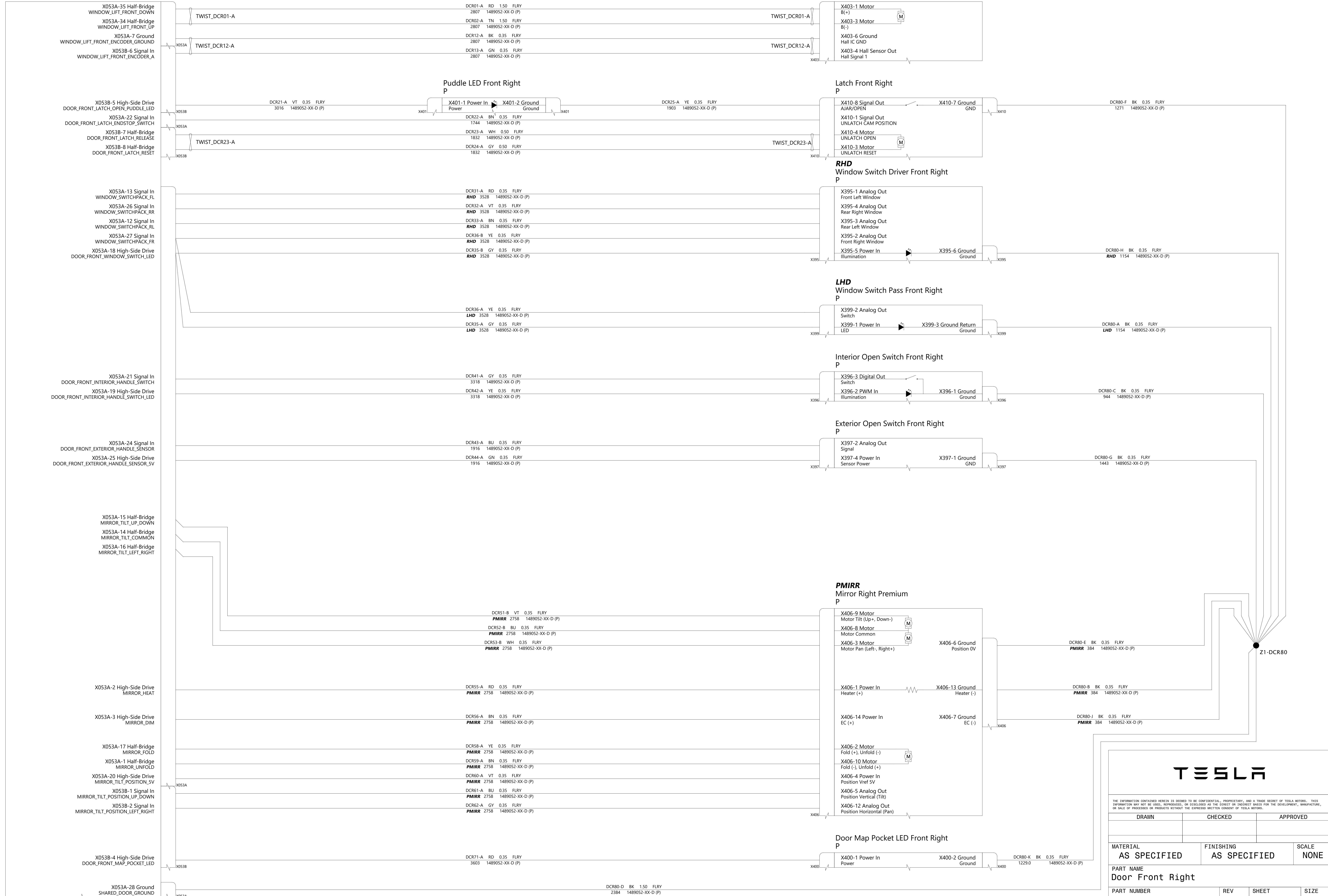
RHD Diag Connector Cabin (RHD)
W



THE INFORMATION CONTAINED HEREIN IS DEEMED TO BE CONFIDENTIAL, PROPRIETARY, AND A TRADE SECRET OF TESLA MOTORS. THIS INFORMATION MAY NOT BE USED, REPRODUCED, OR DISCLOSED AS THE DIRECT OR INDIRECT BASIS FOR THE DEVELOPMENT, MANUFACTURE, OR SALE OF PROCESSES OR PRODUCTS WITHOUT THE EXPRESSED WRITTEN CONSENT OF TESLA MOTORS.

DRAWN	CHECKED	APPROVED
MATERIAL AS SPECIFIED	FINISHING AS SPECIFIED	SCALE NONE
PART NAME Diagnostics		
PART NUMBER	REV 1	SHEET 12 of 55
		SIZE A0

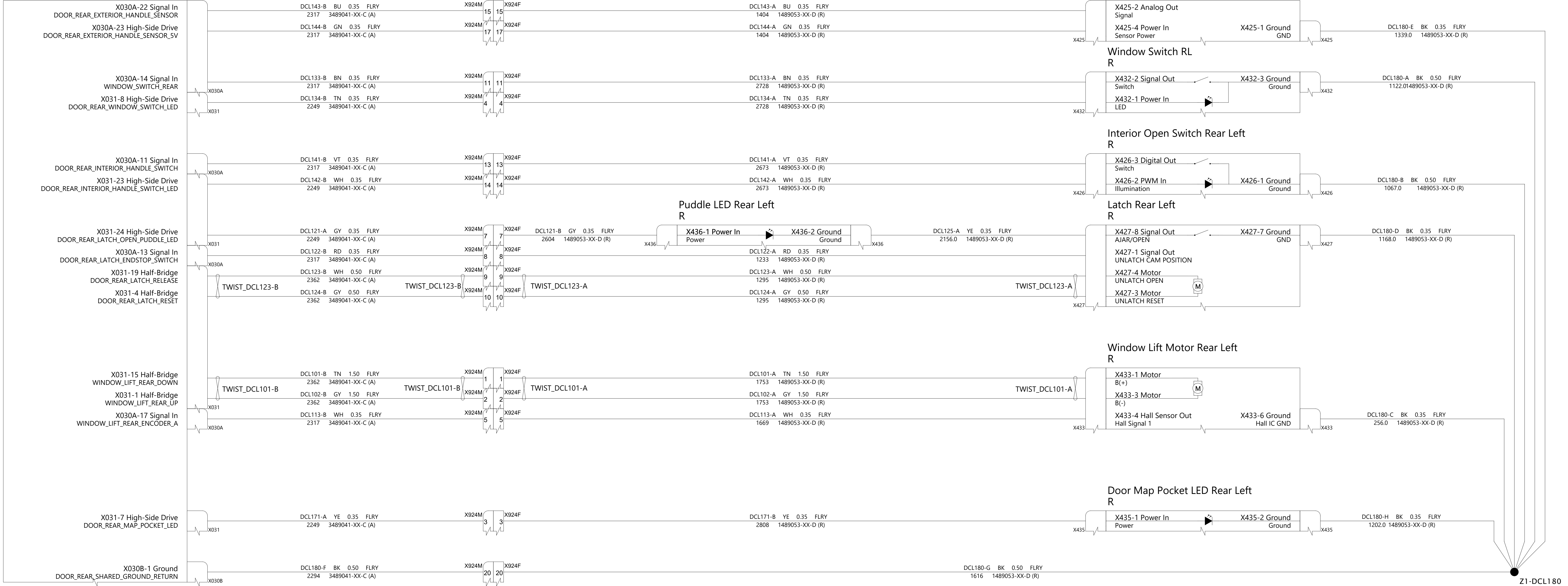
Body Controller Right
B,P,J,W X056 X050A X051 X059 X057 X053A X053B X052 X055 X058 X060




THE INFORMATION CONTAINED HEREIN IS DEEMED TO BE CONFIDENTIAL, PROPRIETARY, AND A TRADE SECRET OF TESLA MOTORS. THIS INFORMATION MAY NOT BE USED, REPRODUCED, OR DISCLOSED AS THE DIRECT OR INDIRECT BASIS FOR THE DEVELOPMENT, MANUFACTURE, OR SALE OF PROCESSES OR PRODUCTS WITHOUT THE EXPRESSED WRITTEN CONSENT OF TESLA MOTORS.

DRAWN	CHECKED	APPROVED
MATERIAL AS SPECIFIED	FINISHING AS SPECIFIED	SCALE NONE
PART NAME Door Front Right		
PART NUMBER	REV 1	SHEET 14 OF 55
		SIZE A0

Body Controller Left
A,D,J,W X036 X030A X030B X031 X039 X037 X033A X033B X032 X035 X038



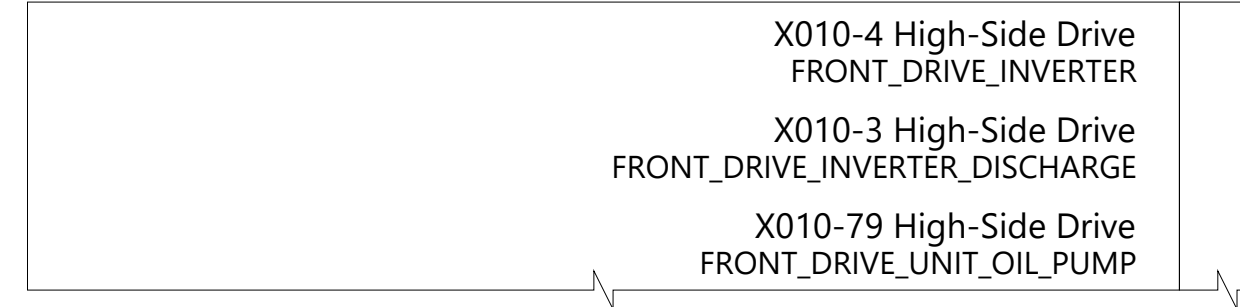
Body Controller Right
B,P,J,W X056 X050A X050B X051 X059 X057 X053A X053B X052 X055 X058 X060



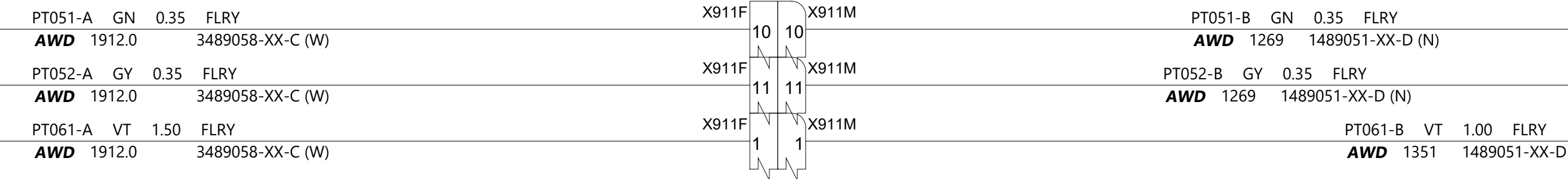

THE INFORMATION CONTAINED HEREIN IS DEEMED TO BE CONFIDENTIAL, PROPRIETARY, AND A TRADE SECRET OF TESLA MOTORS. THIS INFORMATION MAY NOT BE USED, REPRODUCED, OR DISCLOSED AS THE DIRECT OR INDIRECT BASIS FOR THE DEVELOPMENT, MANUFACTURE, OR SALE OF PROCESSES OR PRODUCTS WITHOUT THE EXPRESSED WRITTEN CONSENT OF TESLA MOTORS.

DRAWN	CHECKED	APPROVED
MATERIAL AS SPECIFIED	FINISHING AS SPECIFIED	SCALE NONE
PART NAME Doors Rear		
PART NUMBER	REV	SHEET
	1	15 of 55
		SIZE A0

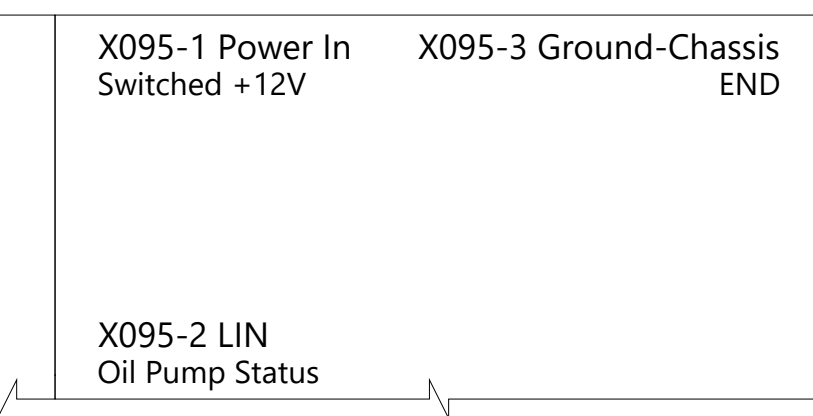
Body Controller Front
W,U X021 X012 X011 X010 X015 X014



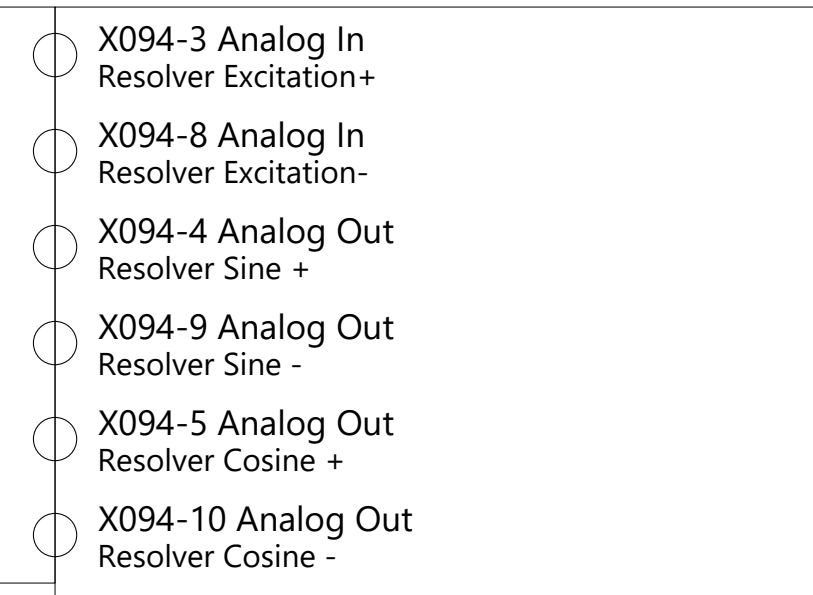
AWD
Drive Inverter Front & Resolver
N X093 X094



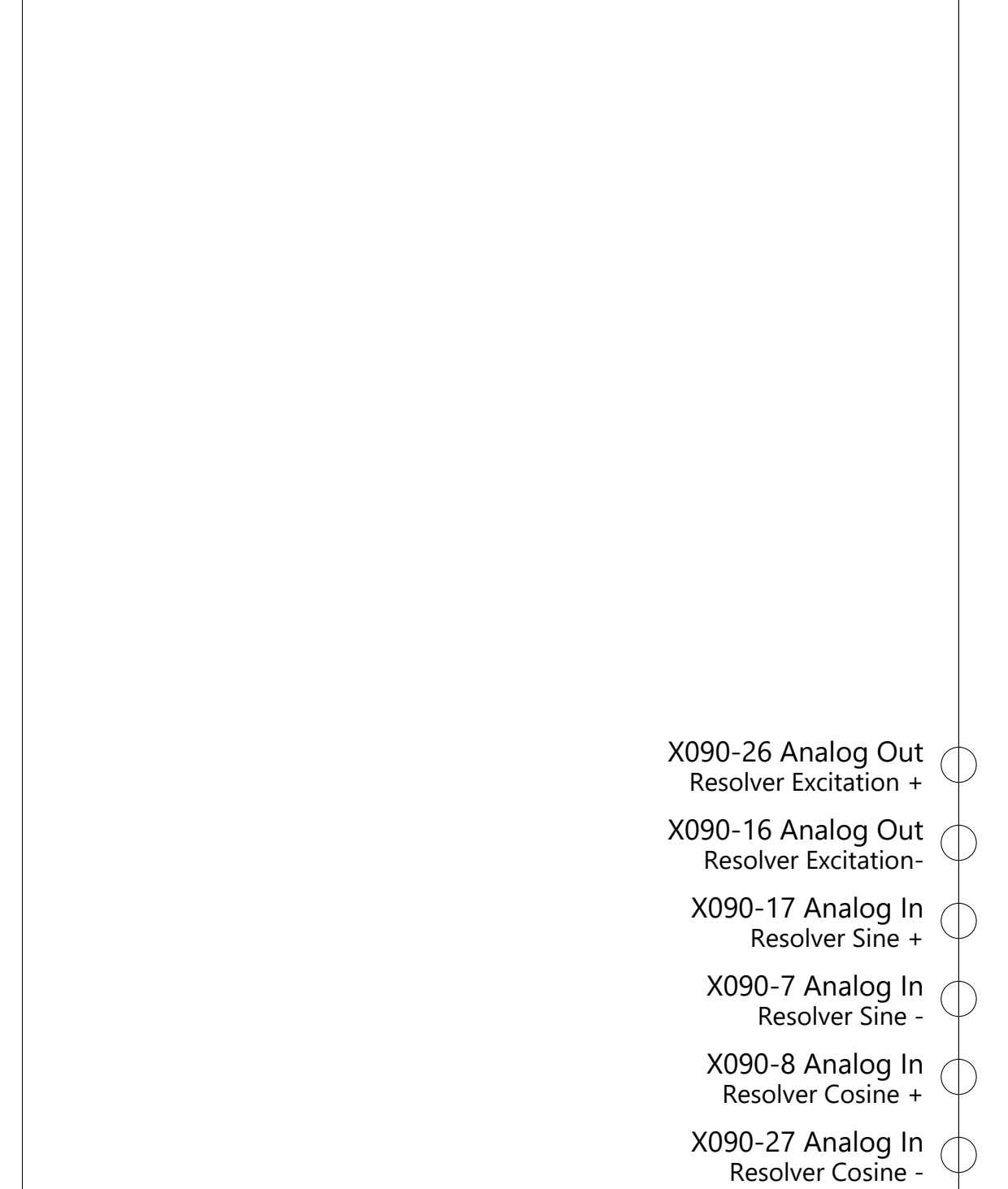
AWD
Drive Unit Oil Pump Front
N



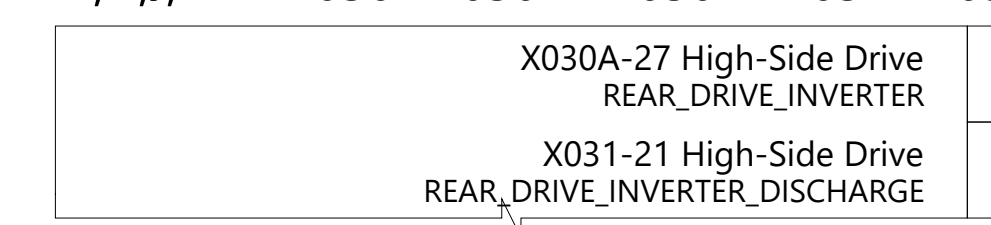
AWD
Drive Inverter Front & Resolver
N X093 X094



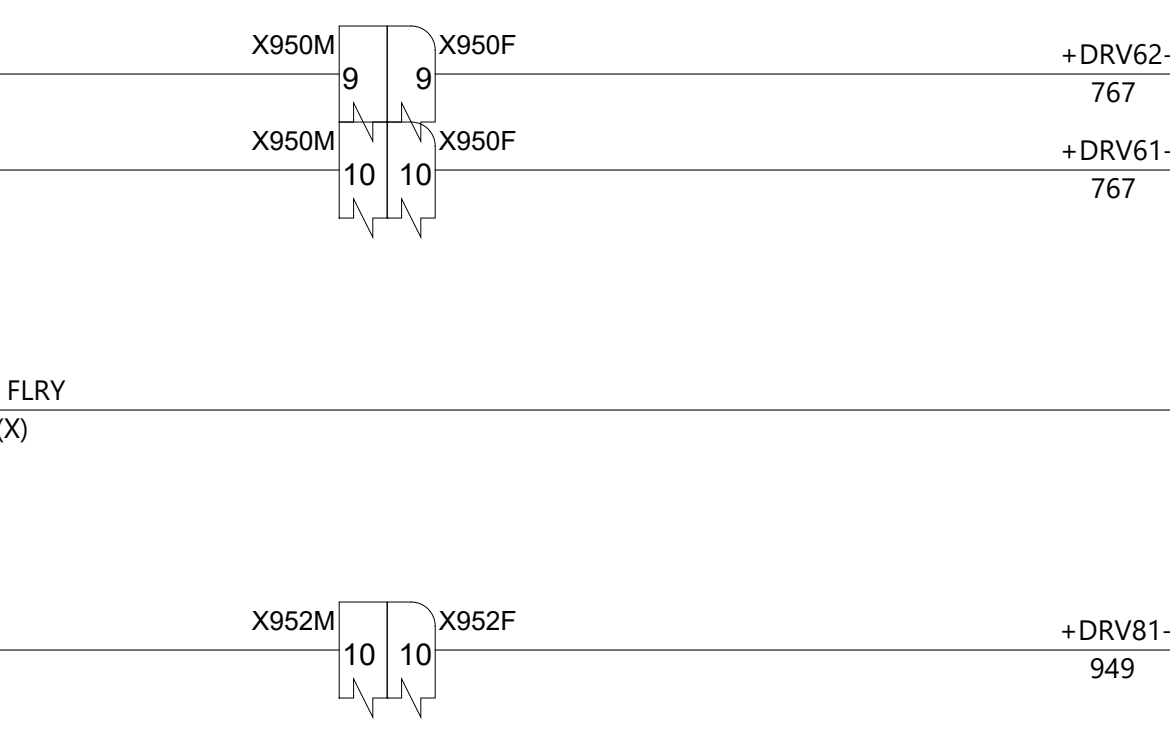

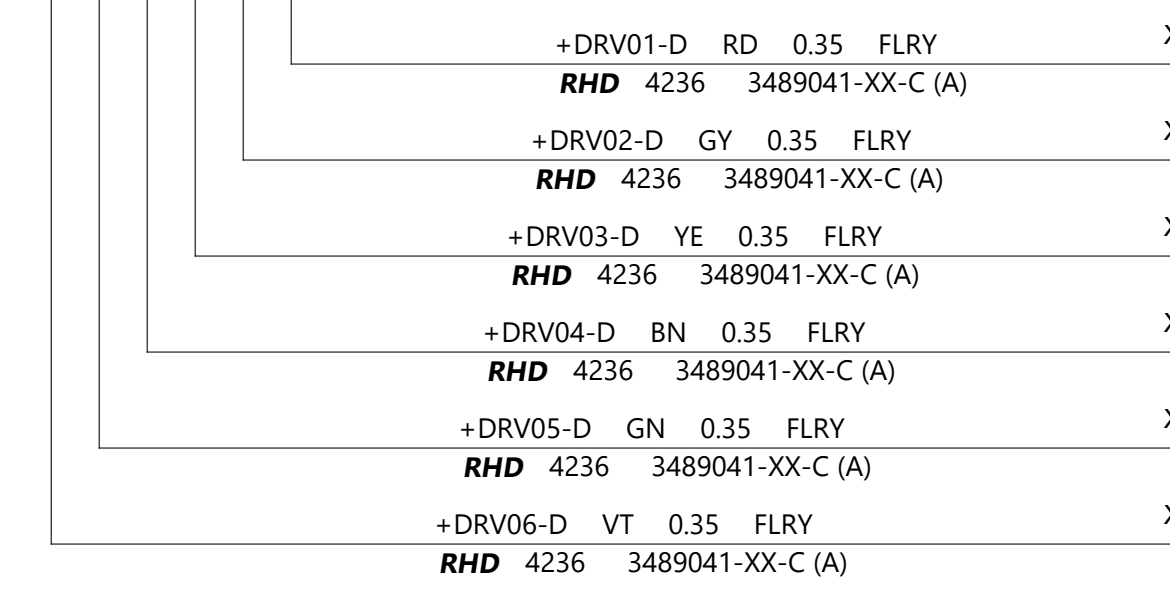


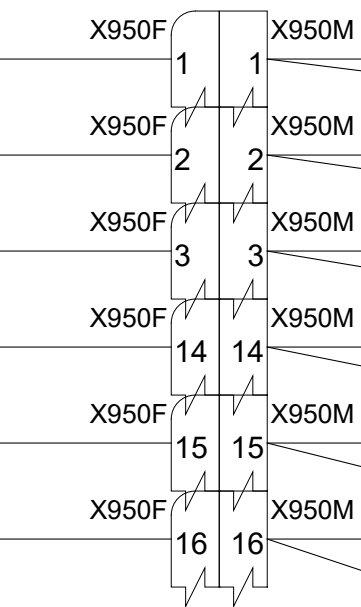
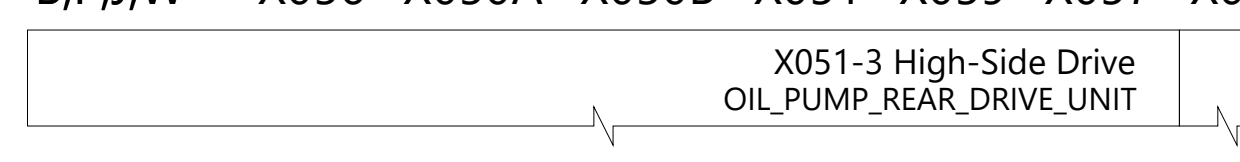
Drive Inverter Rear & Resolver
X X090 X091



Body Controller Left
A,D,J,W X036 X030A X030B X031 X039 X037 X033A X033B X032 X035 X038



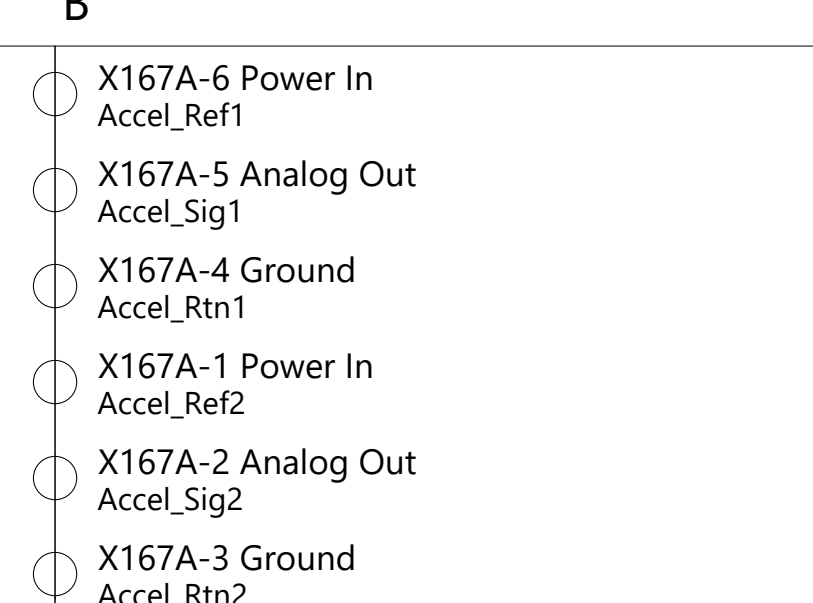
Body Controller Right
B,P,J,W X056 X050A X050B X051 X059 X057 X053A X053B X052 X055 X058 X060



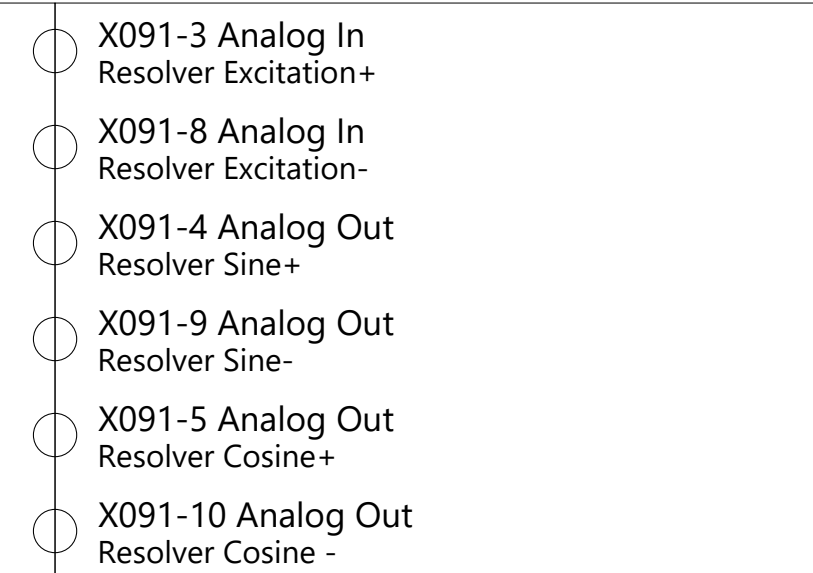
Accel Pedal Sensor (LHD)
A LHD



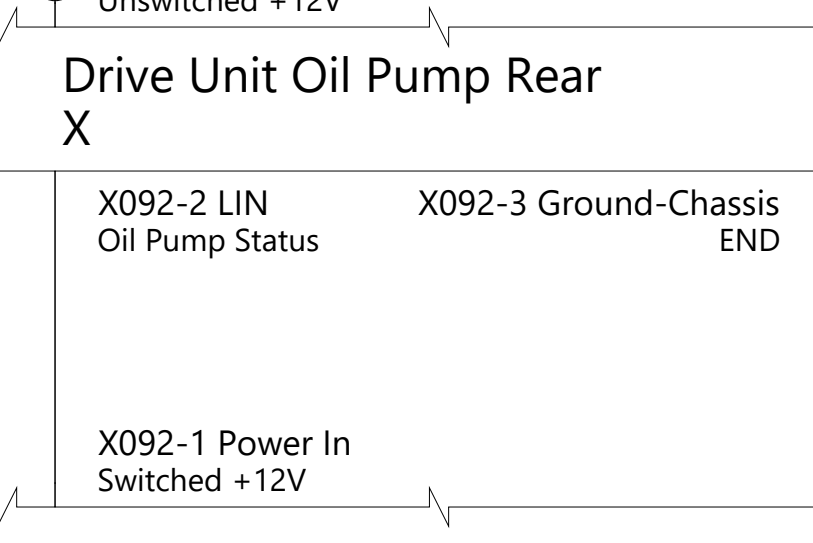
RHD
Accel Pedal Sensor (RHD)
B



Drive Inverter Rear & Resolver
X X090 X091



Drive Unit Oil Pump Rear
X



THE INFORMATION CONTAINED HEREIN IS DEEMED TO BE CONFIDENTIAL, PROPRIETARY, AND A TRADE SECRET OF TESLA MOTORS. THIS INFORMATION MAY NOT BE USED, REPRODUCED, OR DISCLOSED AS THE DIRECT OR INDIRECT BASIS FOR THE DEVELOPMENT, MANUFACTURE, OR SALE OF PROCESSES OR PRODUCTS WITHOUT THE EXPRESSED WRITTEN CONSENT OF TESLA MOTORS.


DRAWN	CHECKED	APPROVED
-------	---------	----------

MATERIAL AS SPECIFIED	FINISHING AS SPECIFIED	SCALE NONE
--------------------------	---------------------------	---------------

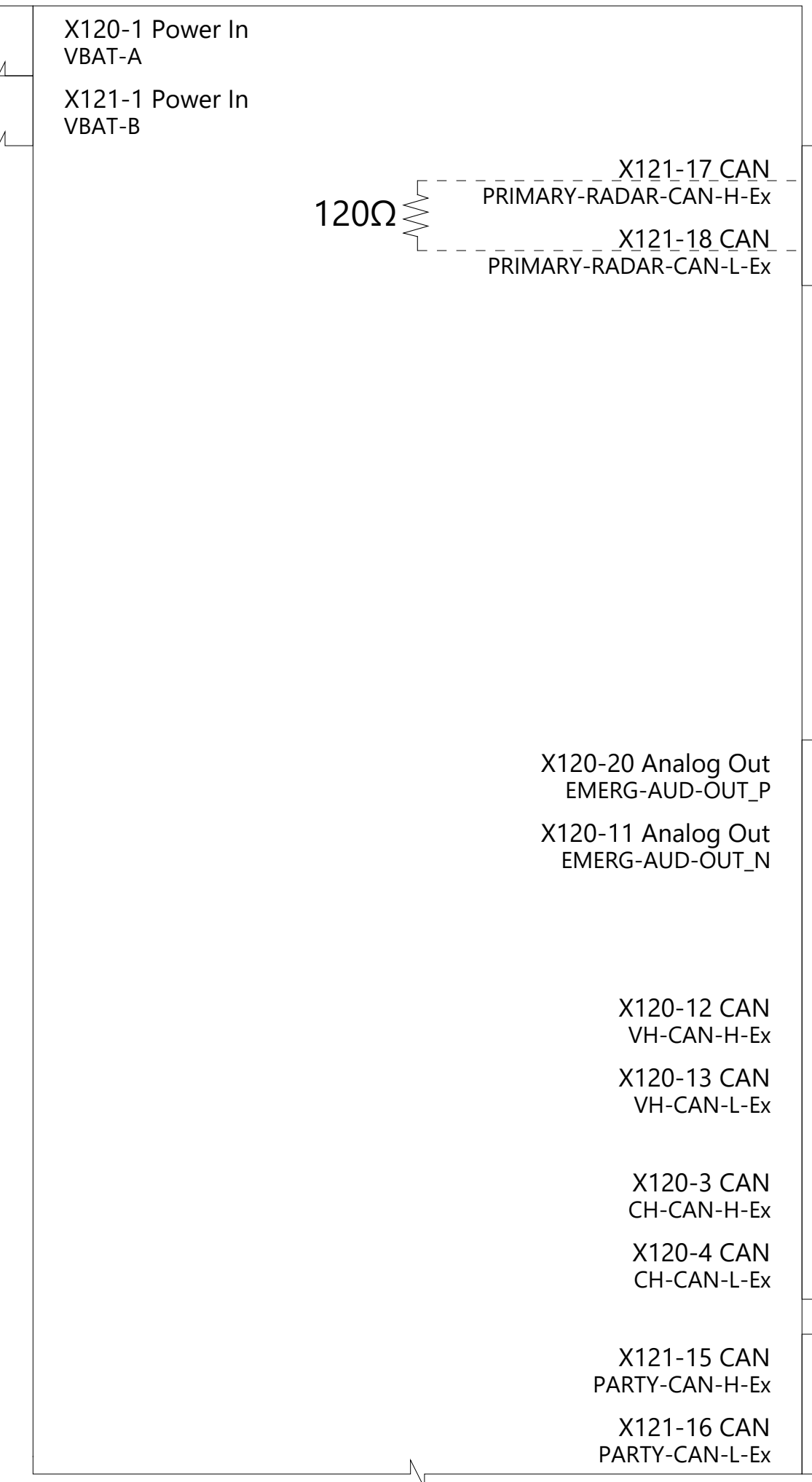
PART NAME
Drive Inverters

PART NUMBER	REV	SHEET	SIZE
	1	16 of 55	A0

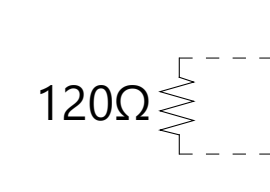
Body Controller Front
W,U X021 X012 X011 X010 X015 X014



LHD
Autopilot ECU (LHD)
W,J,B



Grounded through enclosure and braided strap

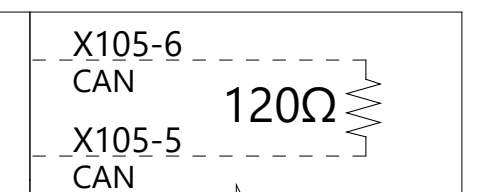


120Ω

Radar Interior
B



Termination Cap
L



LHD
Speaker Emergency Audio (LHD)
W




TESLA

THE INFORMATION CONTAINED HEREIN IS DEEMED TO BE CONFIDENTIAL, PROPRIETARY, AND A TRADE SECRET OF TESLA MOTORS. THIS INFORMATION MAY NOT BE USED, REPRODUCED, OR DISCLOSED AS THE DIRECT OR INDIRECT BASIS FOR THE DEVELOPMENT, MANUFACTURE, OR SALE OF PROCESSES OR PRODUCTS WITHOUT THE EXPRESS WRITTEN CONSENT OF TESLA MOTORS.

DRAWN	CHECKED	APPROVED
MATERIAL AS SPECIFIED	FINISHING AS SPECIFIED	SCALE NONE
PART NAME Driver Assistance		
PART NUMBER	REV 1	SHEET 17 OF 55
		SIZE A0

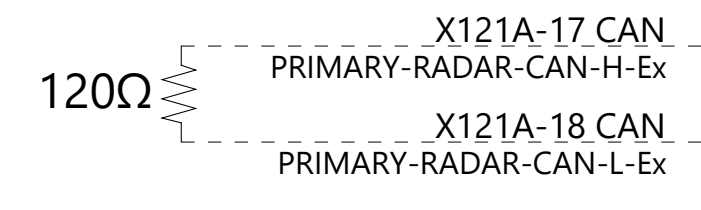
Body Controller Front
W,U X021 X012 X011 X010 X015 X014




RHD
Autopilot ECU (RHD)
W,J,B,A



120Ω



X121A-17 CAN
PRIMARY-RADAR-CAN-H-Ex
X121A-18 CAN
PRIMARY-RADAR-CAN-L-Ex

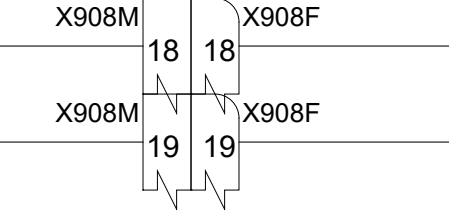


+CRP01-E BU 0.35 FLYR
ICR && RHD 1666.0 3489058-XX-C (W)
+CRP02-E RD 0.35 FLYR
ICR && RHD 1666.0 3489058-XX-C (W)

Z1-+CRP01

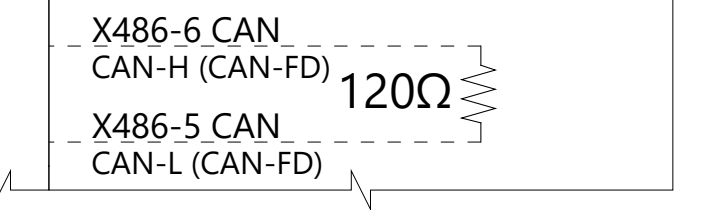
Z2-+CRP02

+CRP01-C BU 0.35 FLYR
ICR && LHD || ICR && RHD 941 3489058-XX-C (W)
+CRP02-C RD 0.35 FLYR
ICR && LHD || ICR && RHD 941 3489058-XX-C (W)

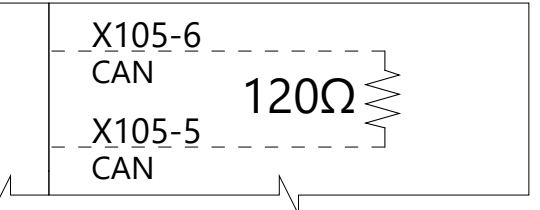


+CRP01-A BU 0.35 FLYR
ICR && LHD || ICR && RHD 2294 3489042-XX-C (B)
+CRP02-A RD 0.35 FLYR
ICR && LHD || ICR && RHD 2294 3489042-XX-C (B)


Radar Interior
B



Termination Cap
L



RHD
Speaker Emergency Audio (RHD)
W



X120A-20 Analog Out
EMERG-AUD-OUT_P
X120A-11 Analog Out
EMERG-AUD-OUT_N



+AUD69_R-A RD 0.35 FLYR
RHD 944 3489058-XX-C (W)
+AUD70_R-A GY 0.35 FLYR
RHD 944 3489058-XX-C (W)

TWIST_AUD69_R-A



X120A-12 CAN
VH-CAN-H-Ex
X120A-13 CAN
VH-CAN-L-Ex



+CVH09-B BN/WH 0.35 FLYR
RHD 2968 3489058-XX-C (W)
+CVH10-B BN 0.35 FLYR
RHD 2968 3489058-XX-C (W)

X120A-3 CAN
CH-CAN-H-Ex
X120A-4 CAN
CH-CAN-L-Ex



+CCH09-B DKGW/WH 0.35 FLYR
RHD 935 3489058-XX-C (W)
+CCH10-B GN 0.35 FLYR
RHD 935 3489058-XX-C (W)

X121A-15 CAN
PARTY-CAN-H-Ex
X121A-16 CAN
PARTY-CAN-L-Ex



+CPT03-B YE/LTBU 0.35 FLYR
RHD 1600 3489058-XX-C (W)
+CPT04-B YE 0.35 FLYR
RHD 1600 3489058-XX-C (W)

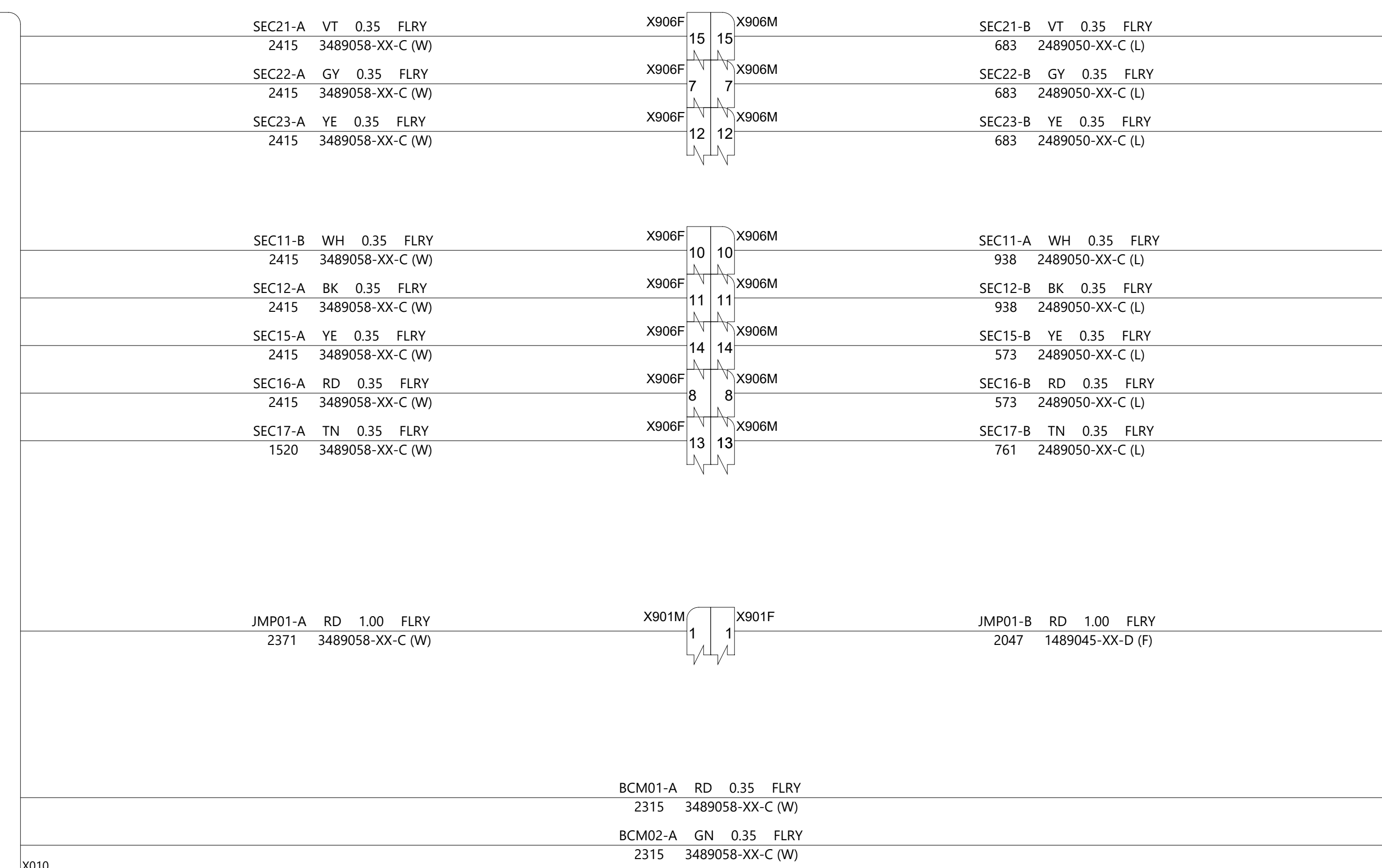
Grounded through enclosure and braided strap

TESLA

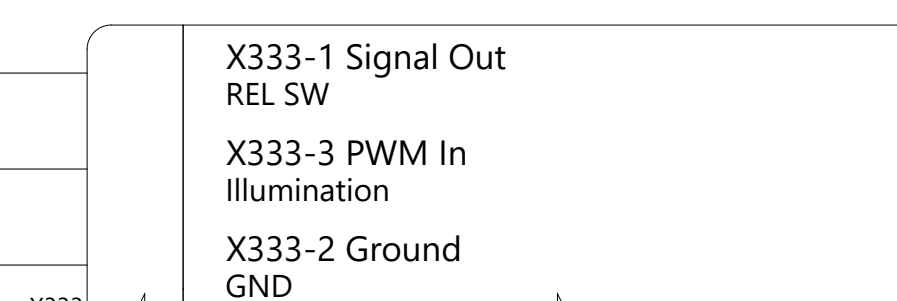
THE INFORMATION CONTAINED HEREIN IS DEEMED TO BE CONFIDENTIAL, PROPRIETARY, AND A TRADE SECRET OF TESLA MOTORS. THIS INFORMATION MAY NOT BE USED, REPRODUCED, OR DISCLOSED AS THE DIRECT OR INDIRECT BASIS FOR THE DEVELOPMENT, MANUFACTURE, OR SALE OF PROCESSES OR PRODUCTS WITHOUT THE EXPRESSED WRITTEN CONSENT OF TESLA MOTORS.

DRAWN	CHECKED	APPROVED
MATERIAL AS SPECIFIED	FINISHING AS SPECIFIED	SCALE NONE
PART NAME Driver Assistance, RHD		
PART NUMBER	REV 1	SHEET 18 OF 55
		SIZE A0

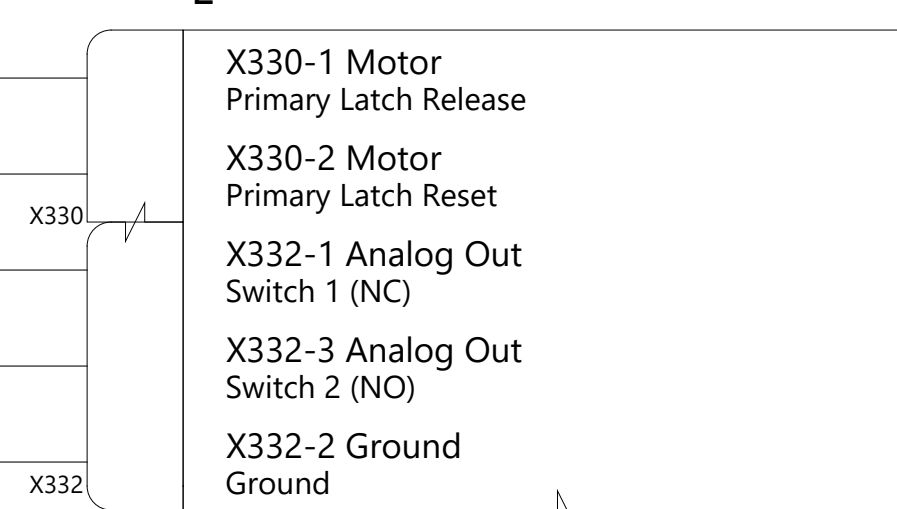
Body Controller Front
W,U X021 X012 X011 X010 X015 X014



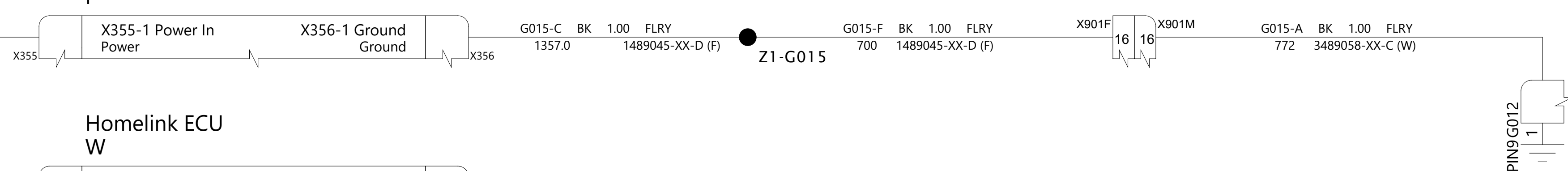
Emergency Frunk Release Switch
L



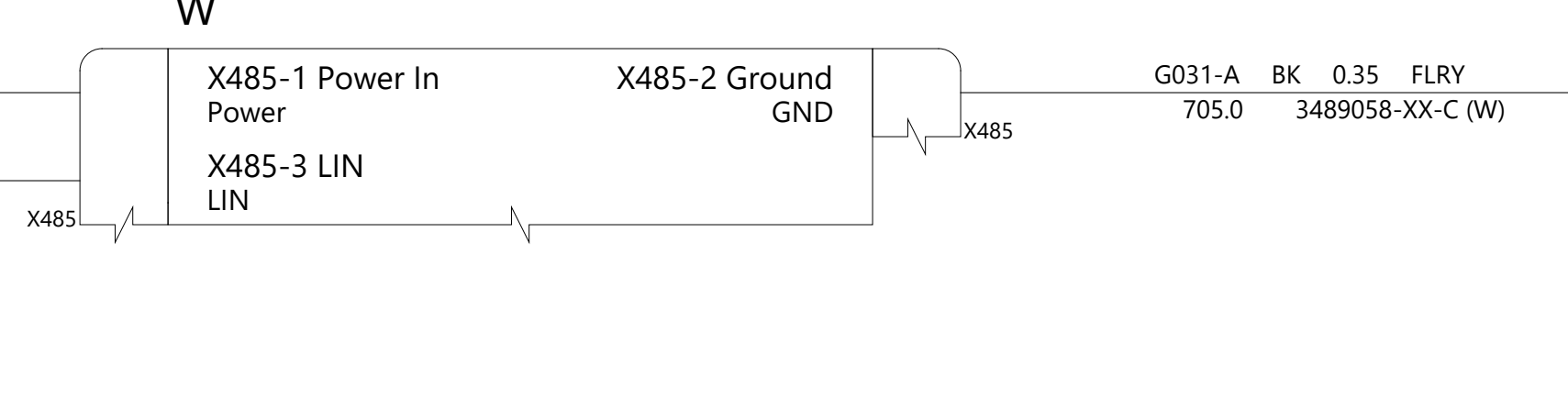
Frunk Latch
L



Frunk Access Post
F

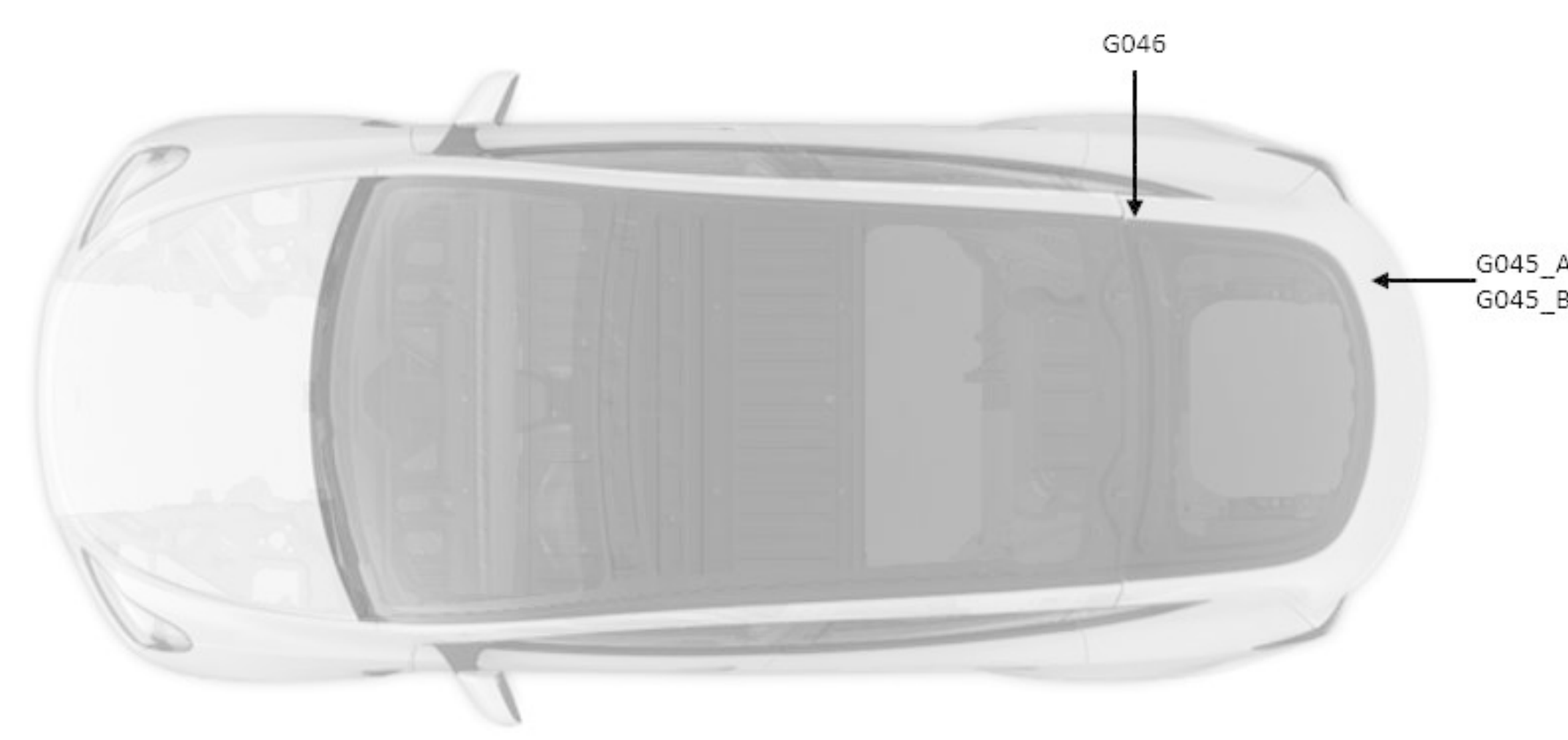
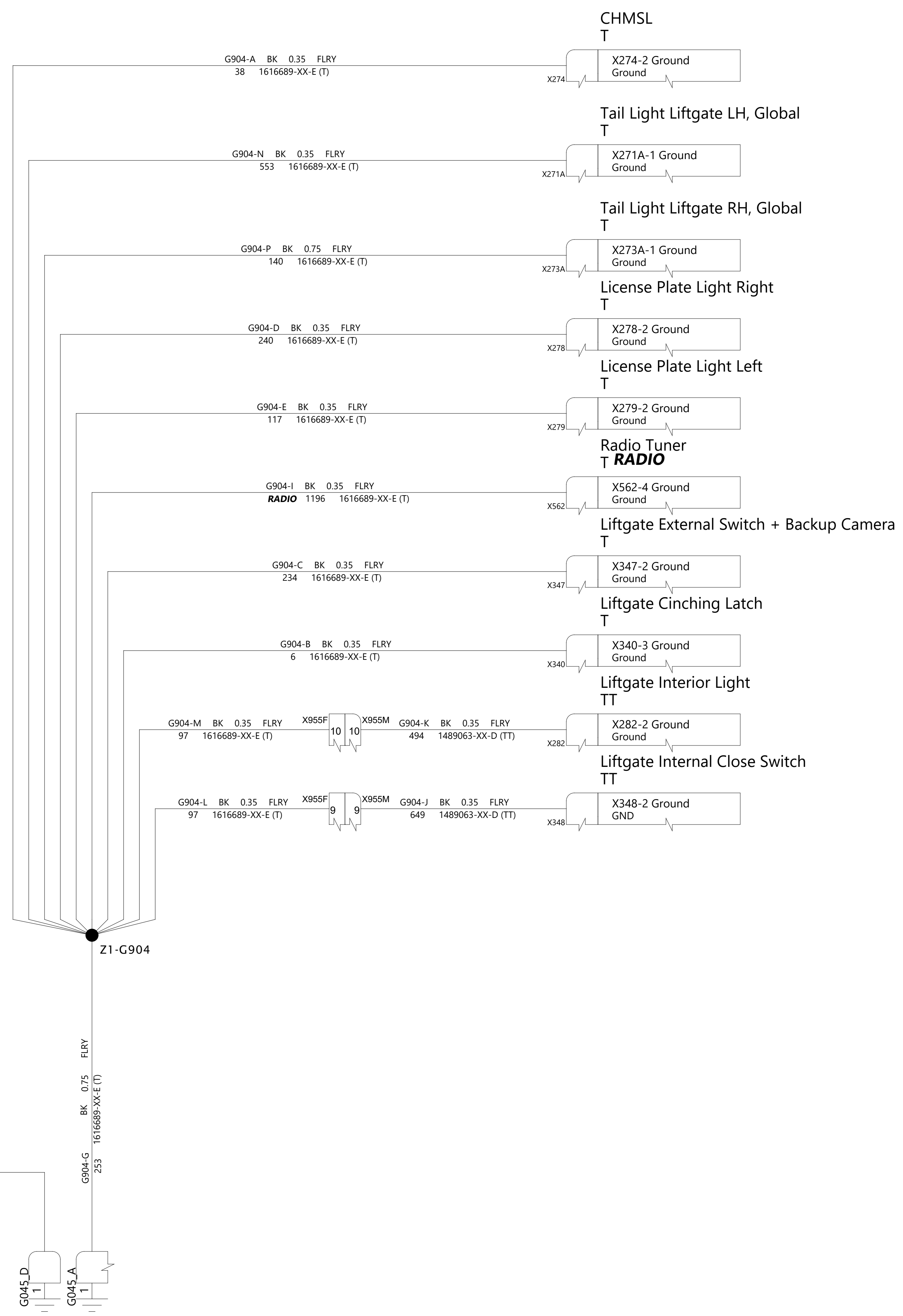


Homelink ECU
W



THE INFORMATION CONTAINED HEREIN IS DEEMED TO BE CONFIDENTIAL, PROPRIETARY, AND A TRADE SECRET OF TESLA MOTORS. THIS INFORMATION MAY NOT BE USED, REPRODUCED, OR DISCLOSED AS THE DIRECT OR INDIRECT BASIS FOR THE DEVELOPMENT, MANUFACTURE, OR SALE OF PROCESSES OR PRODUCTS WITHOUT THE EXPRESSED WRITTEN CONSENT OF TESLA MOTORS.

DRAWN	CHECKED	APPROVED
MATERIAL AS SPECIFIED	FINISHING AS SPECIFIED	SCALE NONE
PART NAME Frunk Actuator and Sensors		
PART NUMBER	REV	SHEET
	1	19 of 55
		SIZE A0



TESLA

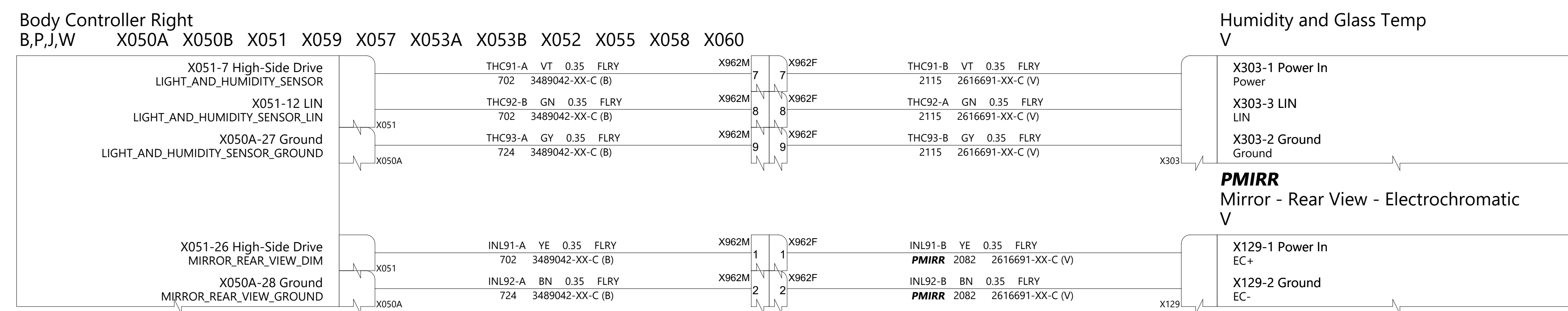
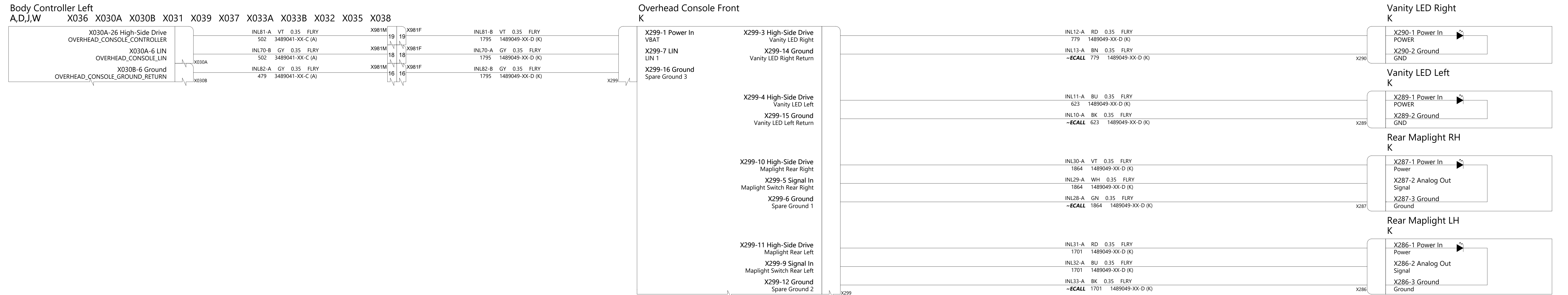
THE INFORMATION CONTAINED HEREIN IS DEEMED TO BE CONFIDENTIAL, PROPRIETARY, AND A TRADE SECRET OF TESLA MOTORS. THIS INFORMATION MAY NOT BE USED, REPRODUCED, OR DISCLOSED AS THE DIRECT OR INDIRECT BASIS FOR THE DEVELOPMENT, MANUFACTURE, OR SALE OF PROCESSES OR PRODUCTS WITHOUT THE EXPRESSED WRITTEN CONSENT OF TESLA MOTORS.

DRAWN	CHECKED	APPROVED

MATERIAL AS SPECIFIED	FINISHING AS SPECIFIED	SCALE NONE
--------------------------	---------------------------	---------------

PART NAME
Grounding - Liftgate

PART NUMBER	REV	SHEET	SIZE
	1	22 of 55	A0



TESLA

THE INFORMATION CONTAINED HEREIN IS DEEMED TO BE CONFIDENTIAL, PROPRIETARY, AND A TRADE SECRET OF TESLA MOTORS. THIS INFORMATION MAY NOT BE USED, REPRODUCED, OR DISCLOSED AS THE DIRECT OR INDIRECT BASIS FOR THE DEVELOPMENT, MANUFACTURE, OR SALE OF PROCESSES OR PRODUCTS WITHOUT THE EXPRESSED WRITTEN CONSENT OF TESLA MOTORS.

DRAWN	CHECKED	APPROVED
-------	---------	----------

MATERIAL AS SPECIFIED	FINISHING AS SPECIFIED	SCALE NONE
--------------------------	---------------------------	---------------

PART NAME
Headliner

PART NUMBER	REV	SHEET	SIZE
	1	23 of 55	A0

Body Controller Left
A,D,J,W X036 X030A X030B X031 X039 X037 X033A X033B X032 X035 X038

Body Controller Right
B,P,J,W X050A X050B X051 X059 X057 X053A X053B X052 X055 X058 X060

HV Battery
B X098 X006 X007

X037-28 High-Side Drive
RESTRAINT_CONTROL_MODULE

X059-30 Pass-through
RESTRAINT_CONTROL_MODULE_PASSTHROUGH_1

X057-1 High-Side Drive
RESTRAINT_CONTROL_MODULE

X059-14 Pass-through
RESTRAINT_CONTROL_MODULE_PASSTHROUGH_2

X057-14 High-Side Drive
HV_CONTACTORS

X055-33 Pass-through
RESTRAINT_CONTROL_MODULE_PASSTHROUGH_2

X055-32 Pass-through
RESTRAINT_CONTROL_MODULE_PASSTHROUGH_1

X098-18 Power In
VEH-12V-CONTACTOR-POWER

X098-13 Digital In
RCM-ENS-IN

X098-8 Power In
VEH-12V-BAT

X098-12 Digital In
PCS Lockout

X098-16 CAN
VEHICLE-CAN-H

X098-15 CAN
VEHICLE-CAN-L

X098-7 CAN-P
CP-CAN-H

X098-6 CAN-N
CP-CAN-L

X098-11 Digital Out
CP-LATCH-EN

X098-10 Digital In
CP-FAULT

X098-1 Analog Out
VEH-HVIL-OUT

X098-3 Analog In
VEH-HVIL-IN

Body Controller Right
B,P,J,W X050A X050B X051 X059 X057 X053A X053B X052 X055 X058 X060

X0508-4 High-Side Drive
HV_CONTROLLER

X051-42 Special
STANDBY_POWER_PCS_LOCKOUT

X057-2 Signal Out
FRONT_EFUSE_LOCKOUT

X057-7 Special
STANDBY_POWER_PCS_LOCKOUT_SWITCHED

X051-43 Special
ECALL_STANDBY_POWER

Restraints Controller
A,J X200 X201

X200-27 Power In
PWR2

X200-40 Power In
PWR1

X201-56 Signal Out
ENS1

Body Controller Front
W,U X021 X012 X011 X010 X015 X014

X010-21 Signal In
EFUSE_LOCKOUT

X010-65 Special
FRONT_TO_PCS_ENABLE

LHD
MCU (LHD)
W,B

X173-4 Power In
PSTANDBY-HV-SUP

RHD
MCU (RHD)
W,B

X173A-4 Power In
PSTANDBY-HV-SUP

Charge Port ECU
A X096 X688 X687

X096-8 CAN
CP_CAN_P

X096-7 CAN
CP_CAN_N

X096-5 Signal In
CP_LATCH_EN

X096-6 Signal Out
HVC_CP_nFAULT

Drive Inverter Rear & Resolver
X X090 X091

X090-23 Analog In
HVIL in

X090-4 Analog Out
HVIL out

HV Compressor
UHP,W

X538-3 Analog In
HVIL

X538-4 Analog Out
HVIL

AWD
Drive Inverter Front & Resolver
N X093 X094

X093-23 Analog In
HVIL in

X093-4 Analog Out
HVIL out

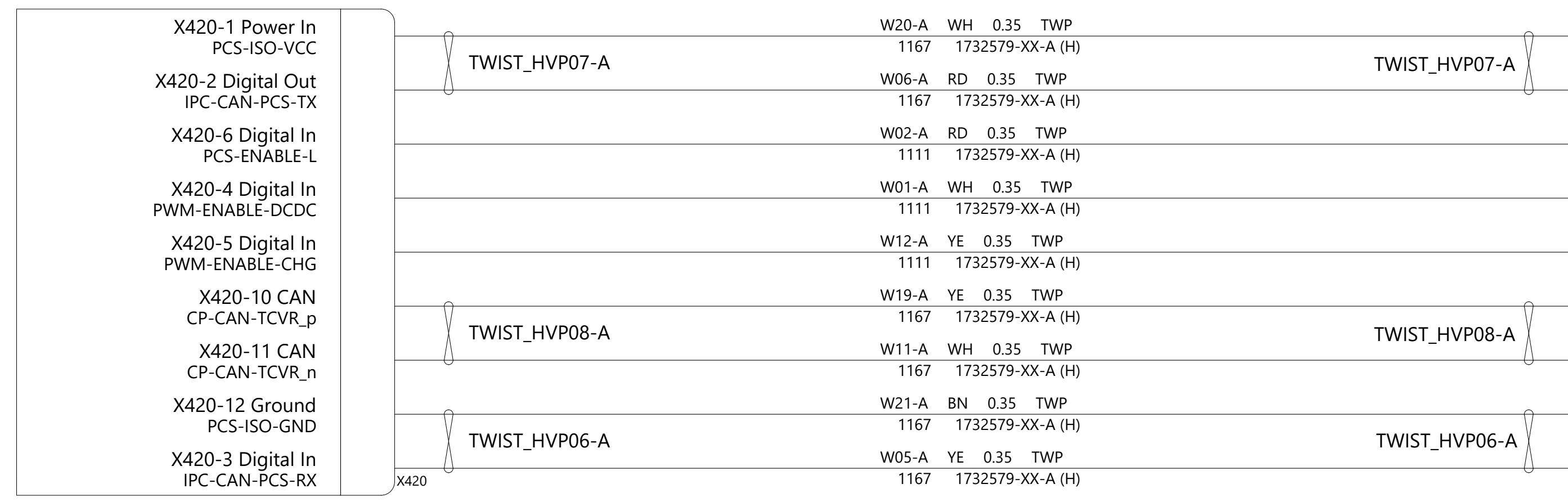
Frunk Cut Loop

TESLA

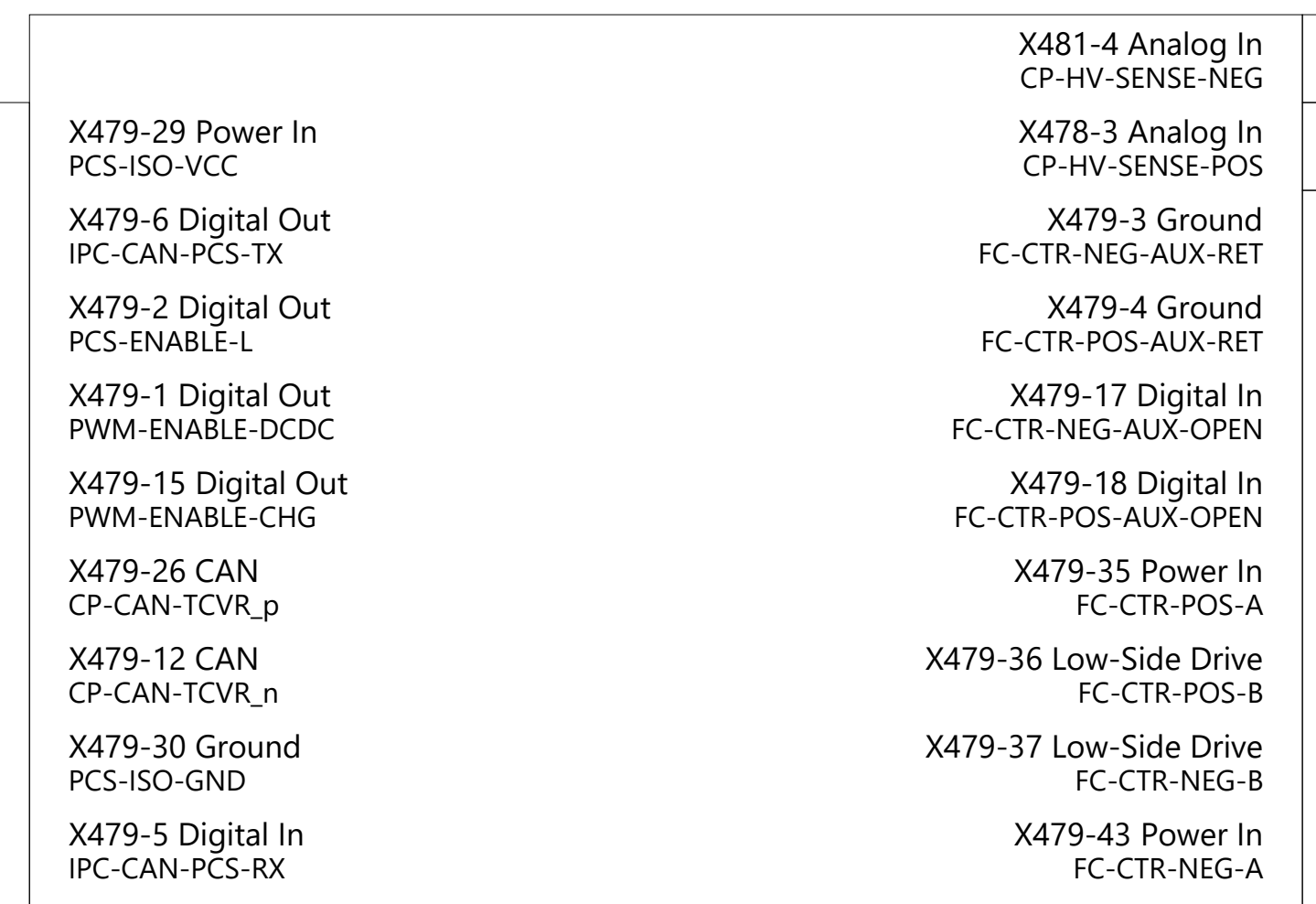
THE INFORMATION CONTAINED HEREIN IS DEEMED TO BE CONFIDENTIAL, PROPRIETARY, AND A TRADE SECRET OF TESLA MOTORS. THIS INFORMATION MAY NOT BE USED, REPRODUCED, OR DISCLOSED AS THE DIRECT OR INDIRECT BASIS FOR THE DEVELOPMENT, MANUFACTURE, OR SALE OF PROCESSES OR PRODUCTS WITHOUT THE EXPRESSED WRITTEN CONSENT OF TESLA MOTORS.

DRAWN	CHECKED	APPROVED
MATERIAL AS SPECIFIED	FINISHING AS SPECIFIED	SCALE NONE
PART NAME HV Battery and HVIL		
PART NUMBER	REV	SHEET
	1	24 of 55
		SCALE A0

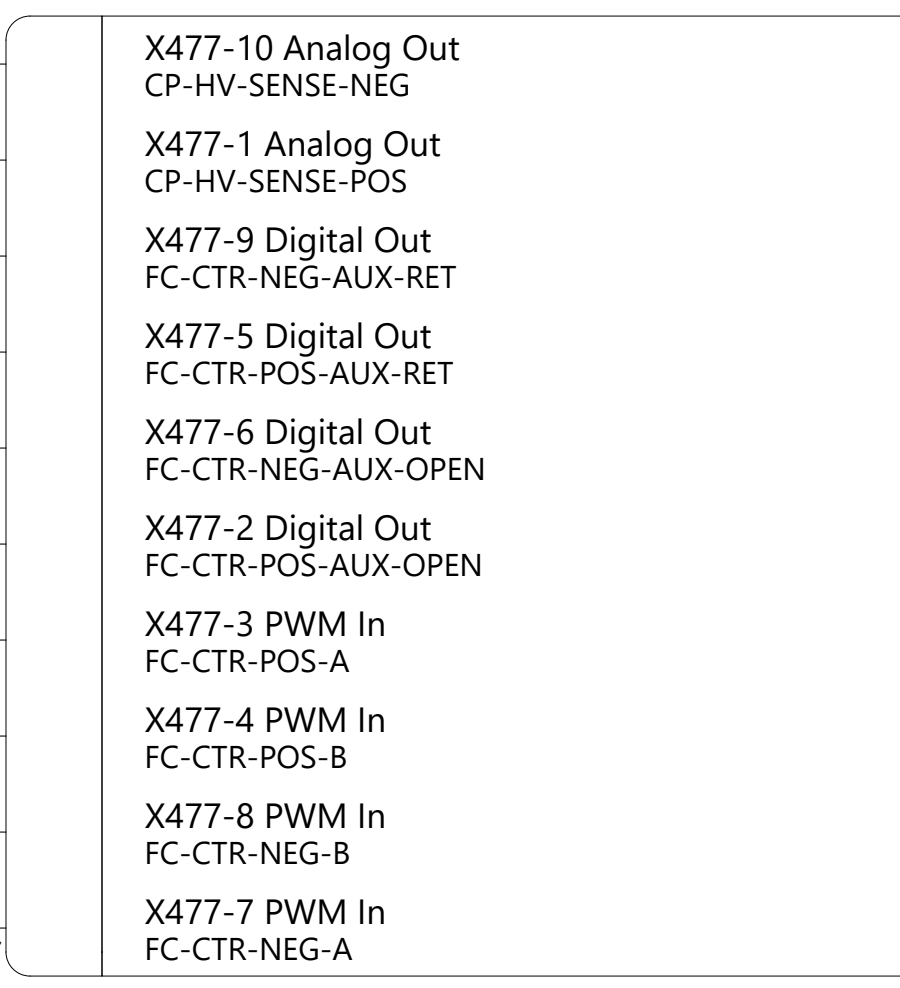
PCS
H



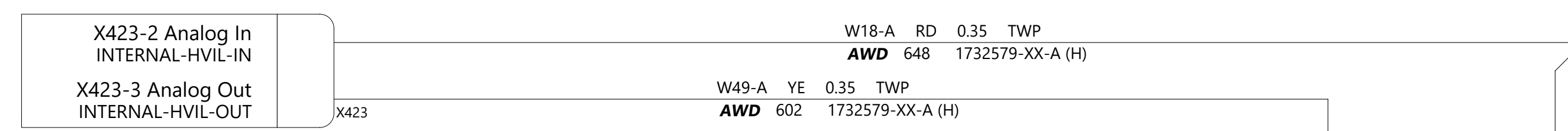
HV Controller
H



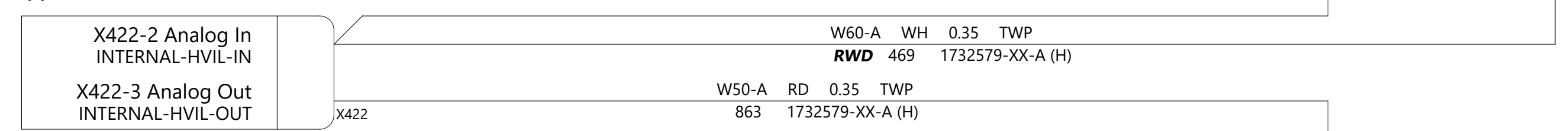
FAS-CHR-CONTACT-P1
H



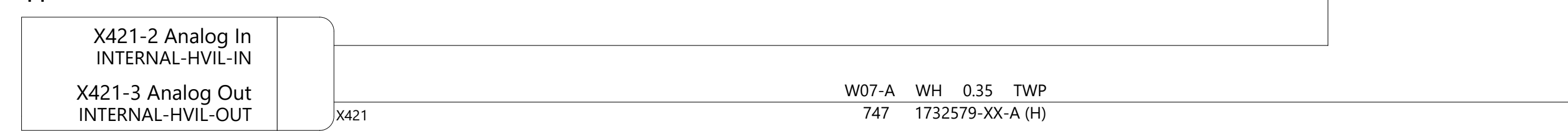
AWD
HV-FDU
H



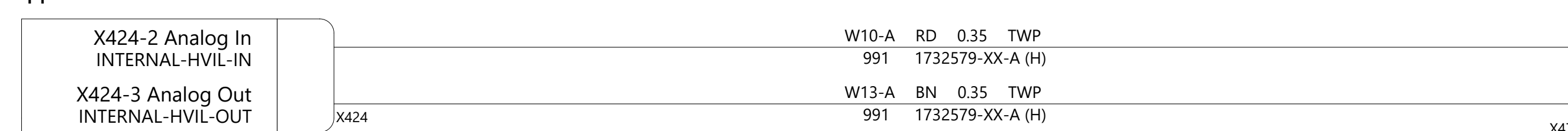
HV-RDU
H



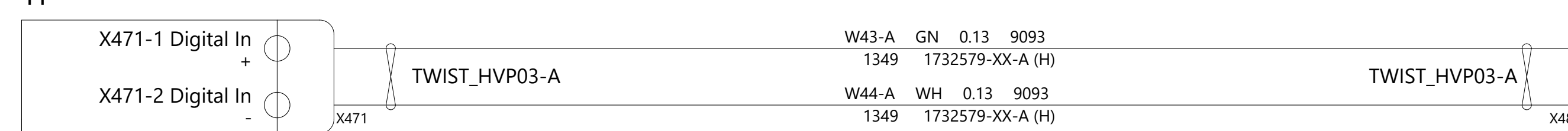
HV-ANCIL
H



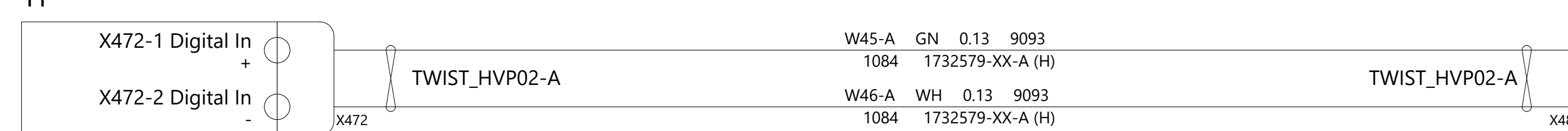
CHARGER-INLET
H



BMB-DAISY-A
H



BMB-DAISY-B
H




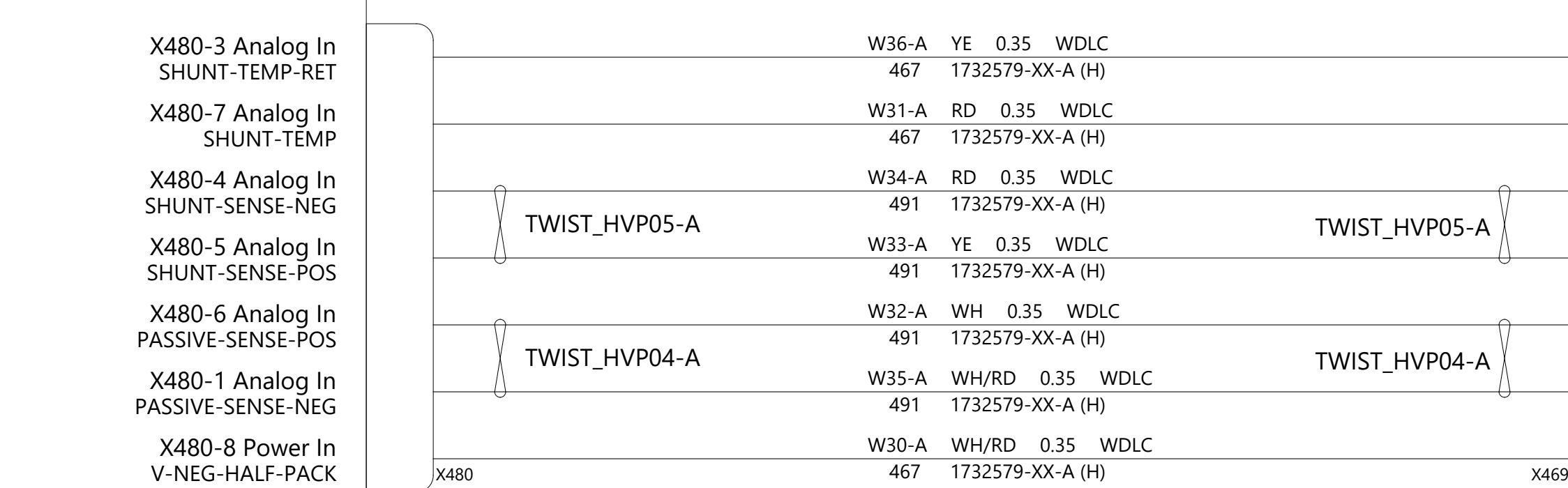
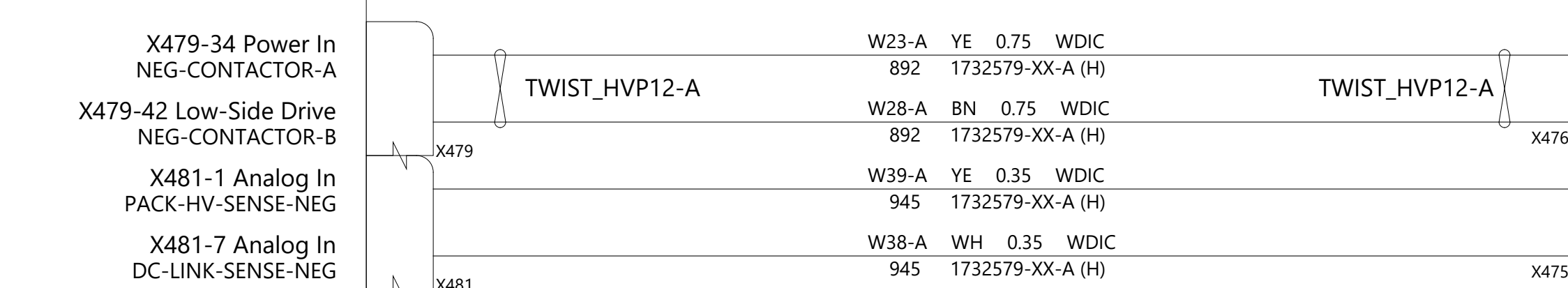
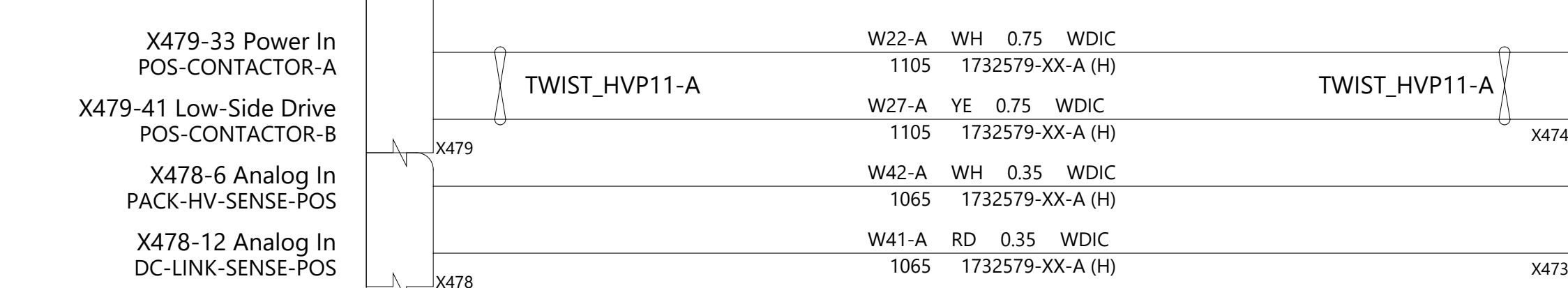
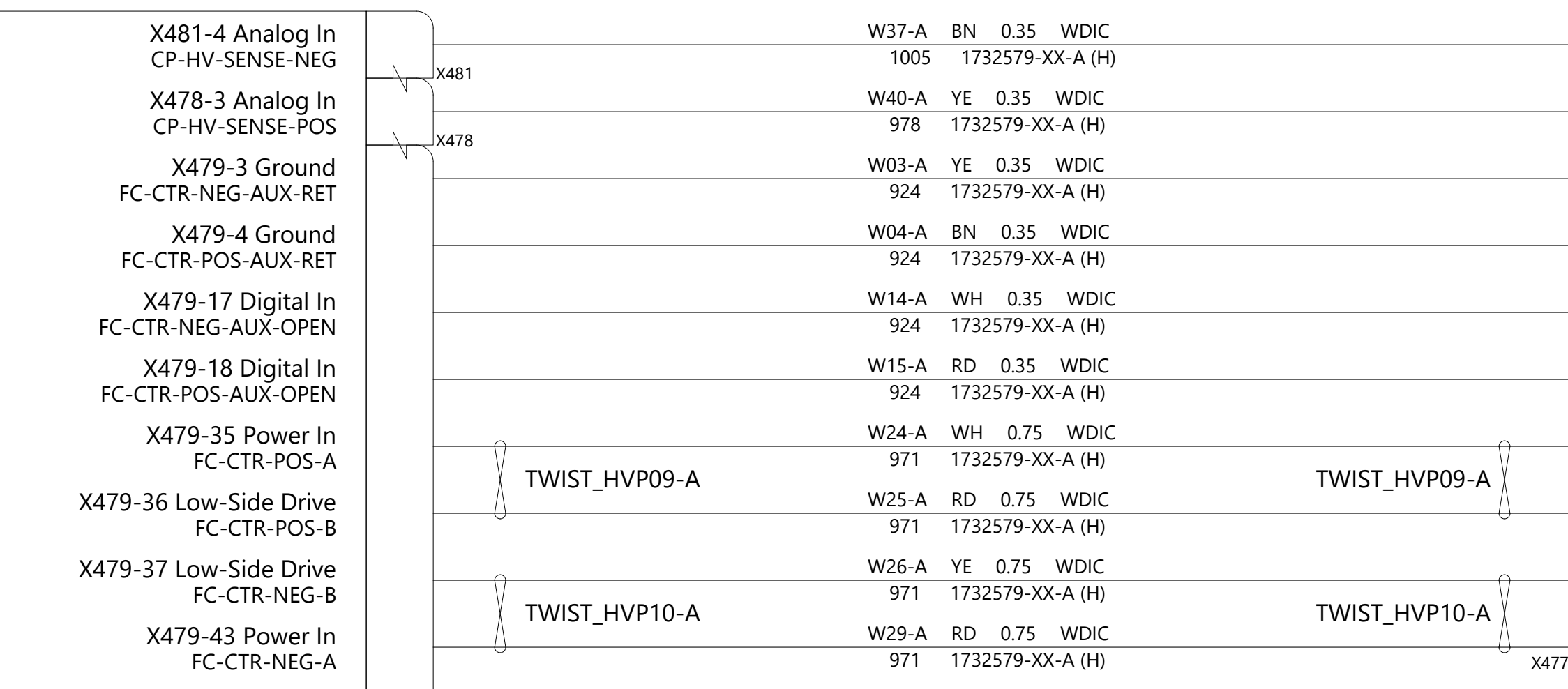
X479-24 Analog Out
INTERNAL-HVIL-OUT

X479-7 Analog In
INTERNAL-HVIL-IN

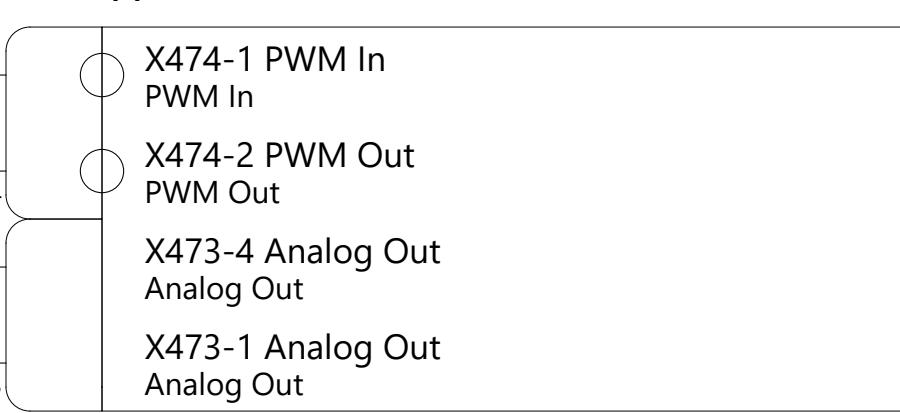
X479-10 Analog Out
CP-HV-CABLES-OK-OUT
X479-16 Digital Out
CP-HV-CABLES-OK-IN

X482-1 Analog Out
BMB-DIR-A p
X482-2 Analog Out
BMB-DIR-A n

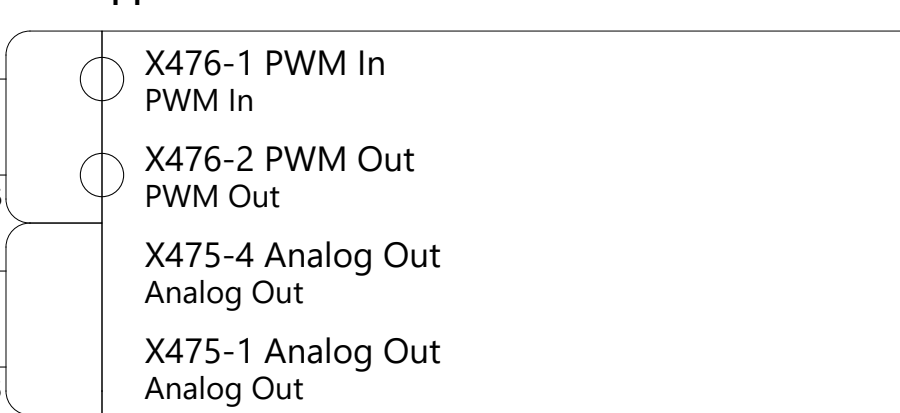
X483-1 Analog Out
BMB-PRI-DIR-B p
X483-2 Analog Out
BMB-PRI-DIR-B n



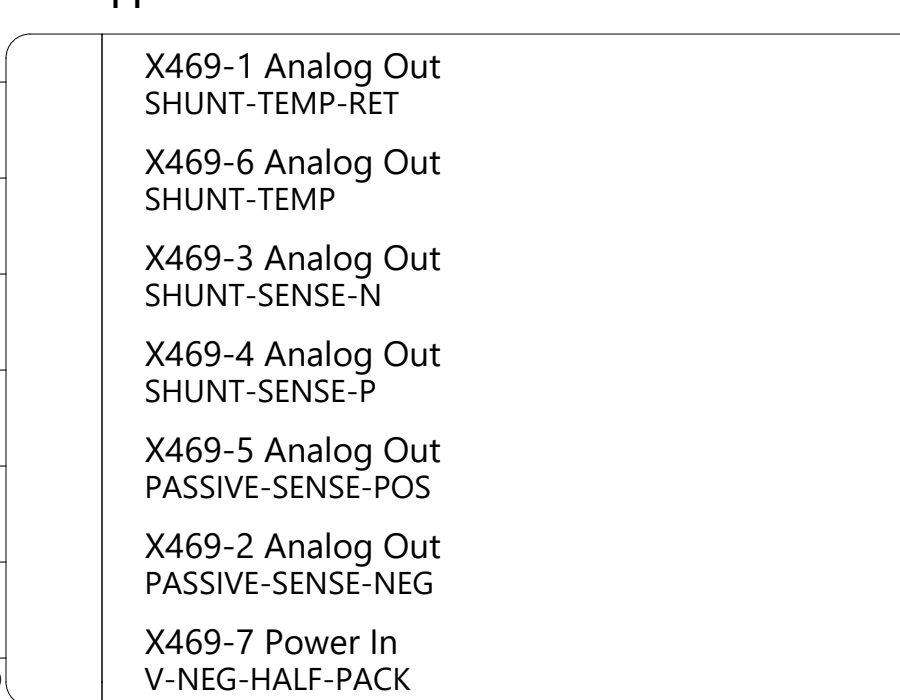
POS-SWITCH
H




NEG-SWITCH
H



SHUNT-P1
H



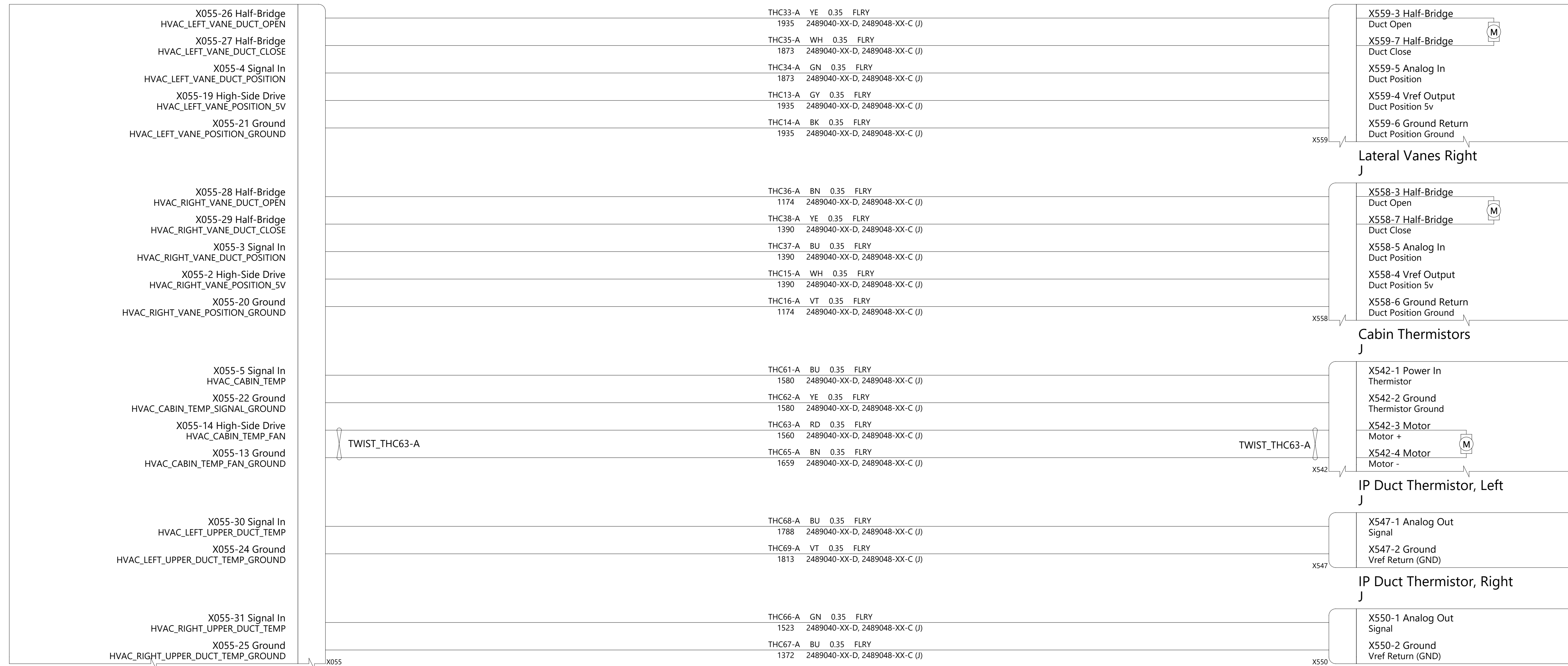
PYRO-DISC-P1
H



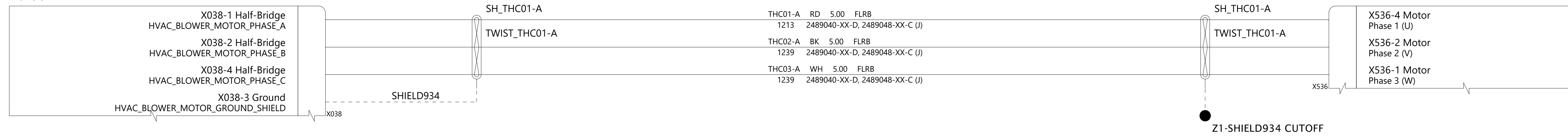
THE INFORMATION CONTAINED HEREIN IS DEEMED TO BE CONFIDENTIAL, PROPRIETARY, AND A TRADE SECRET OF TESLA MOTORS. THIS INFORMATION MAY NOT BE USED, REPRODUCED, OR DISCLOSED AS THE DIRECT OR INDIRECT BASIS FOR THE DEVELOPMENT, MANUFACTURE, OR SALE OF PROCESSES OR PRODUCTS WITHOUT THE EXPRESSED WRITTEN CONSENT OF TESLA MOTORS.

DRAWN	CHECKED	APPROVED
MATERIAL AS SPECIFIED	FINISHING AS SPECIFIED	SCALE NONE
PART NAME HV Penthouse		
PART NUMBER	REV	SHEET
	1	25 of 55
		A0

Body Controller Right
B,P,J,W X056 X050A X050B X051 X059 X057 X053A X053B X052 X055 X058 X060



Body Controller Left
A,D,J,W X036 X030A X030B X031 X039 X037 X033A X033B X032 X035 X038



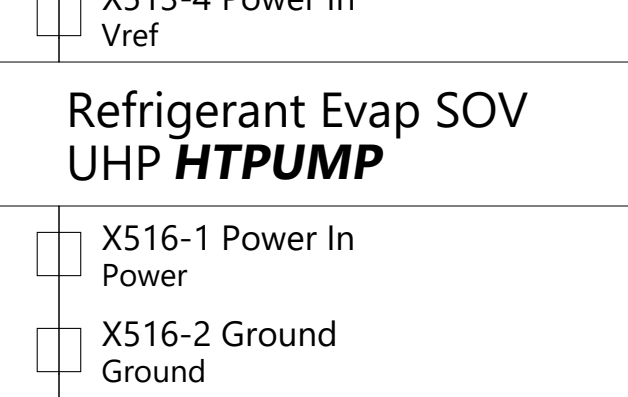
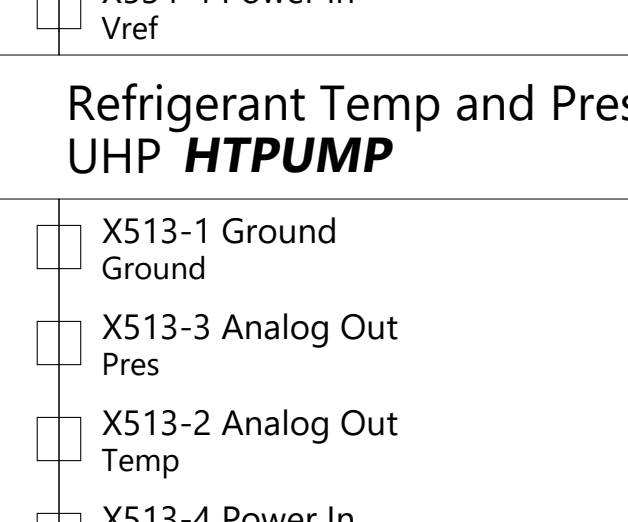
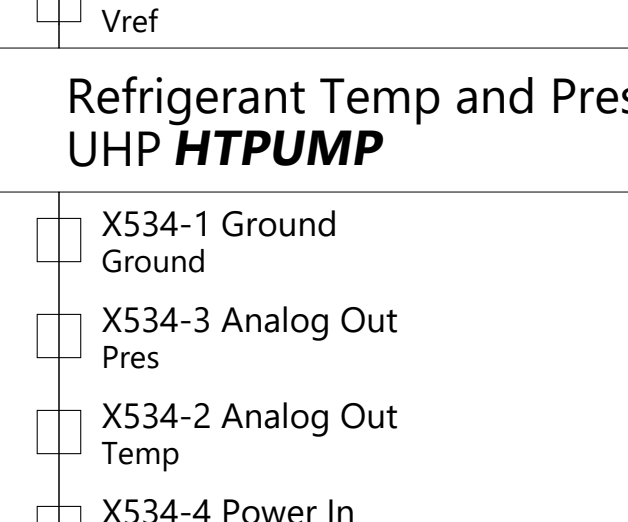
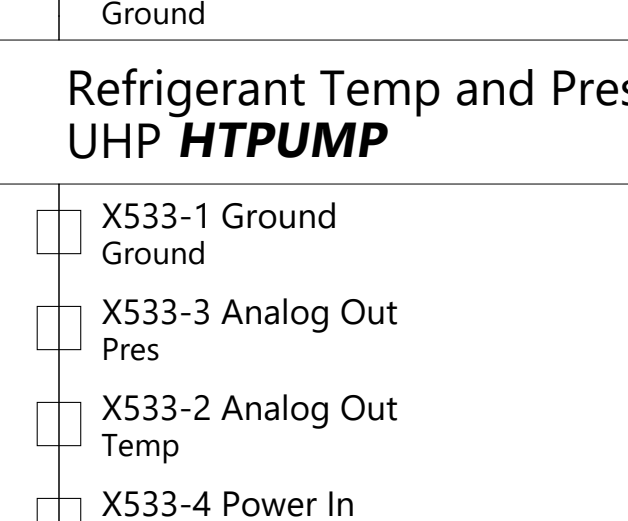
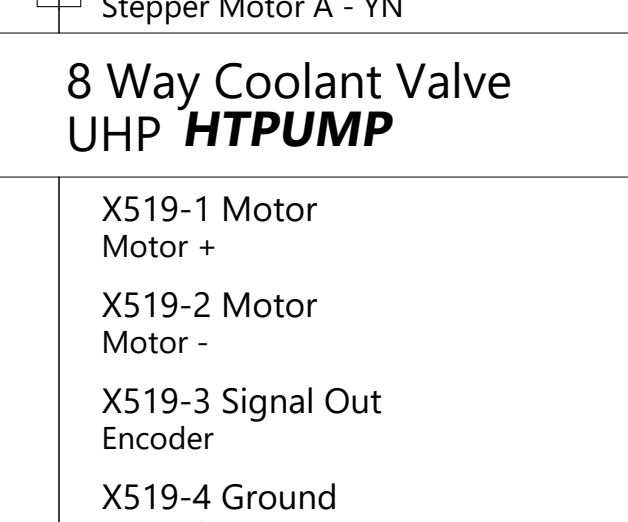
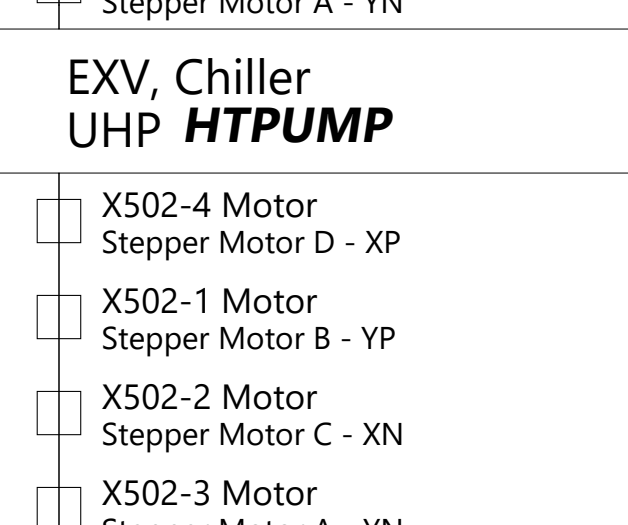
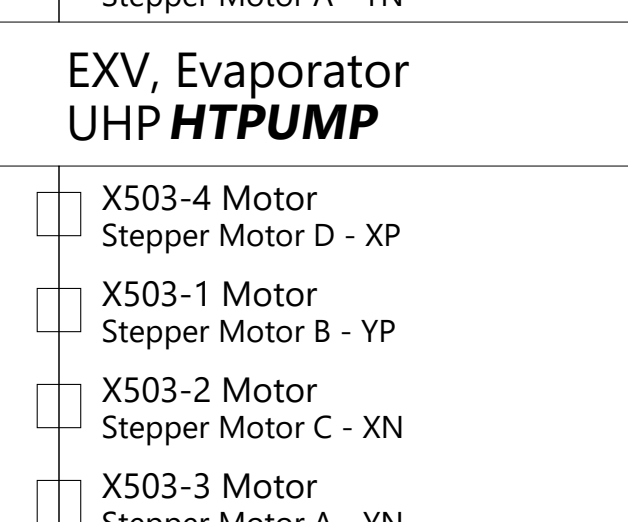
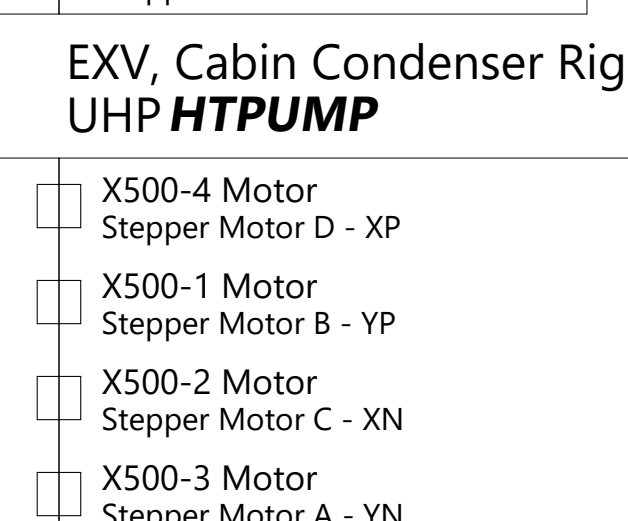
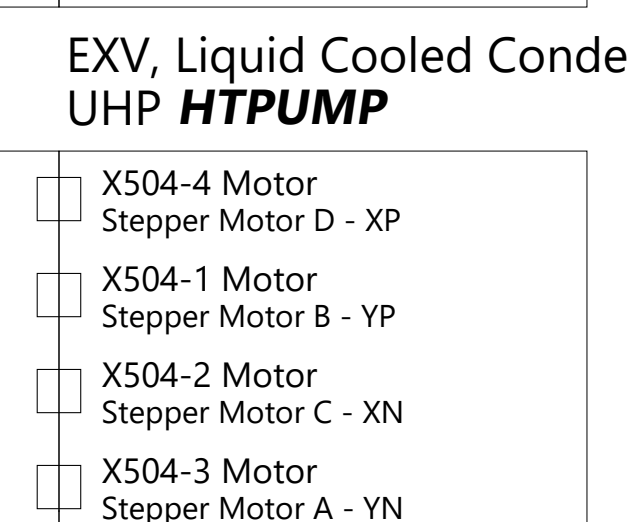
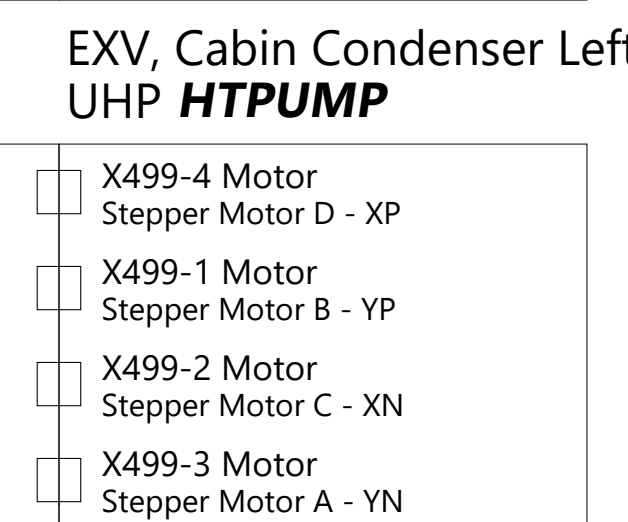
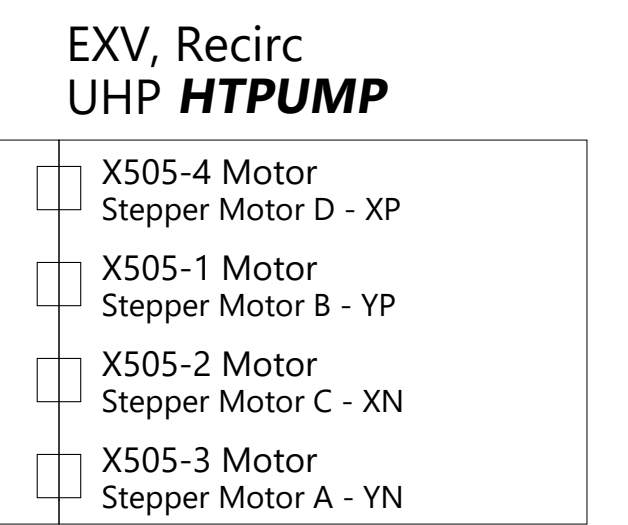
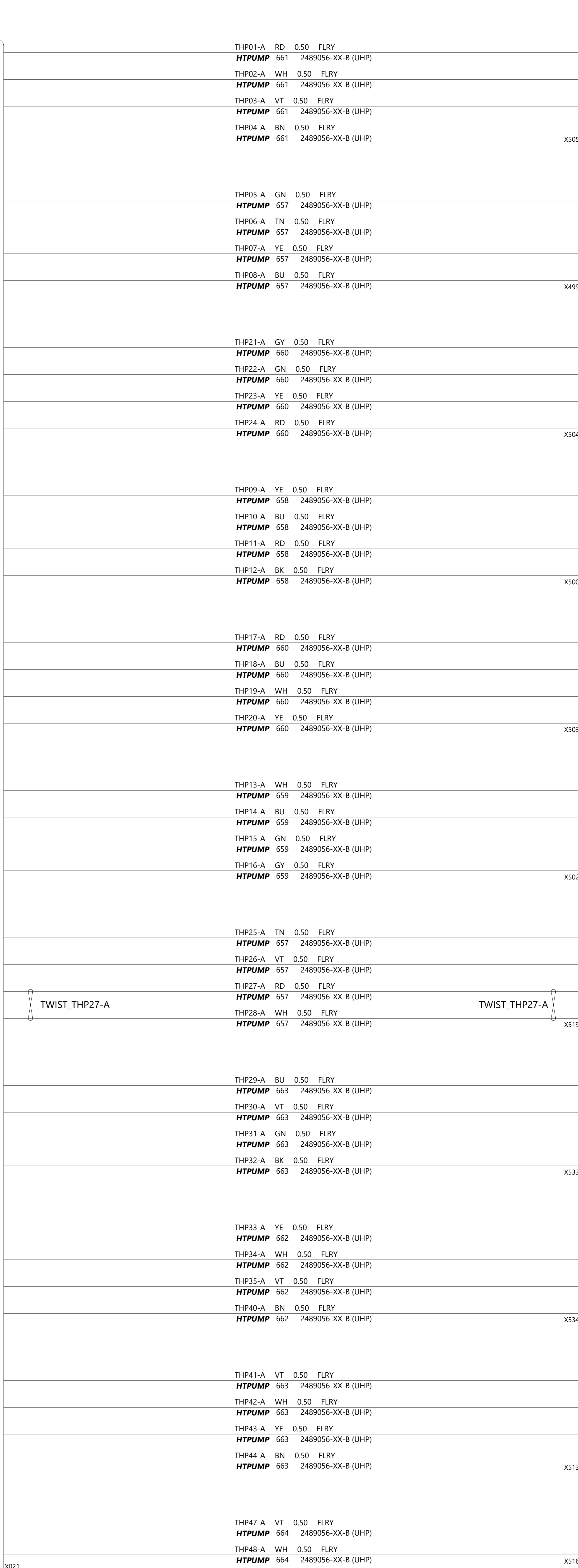
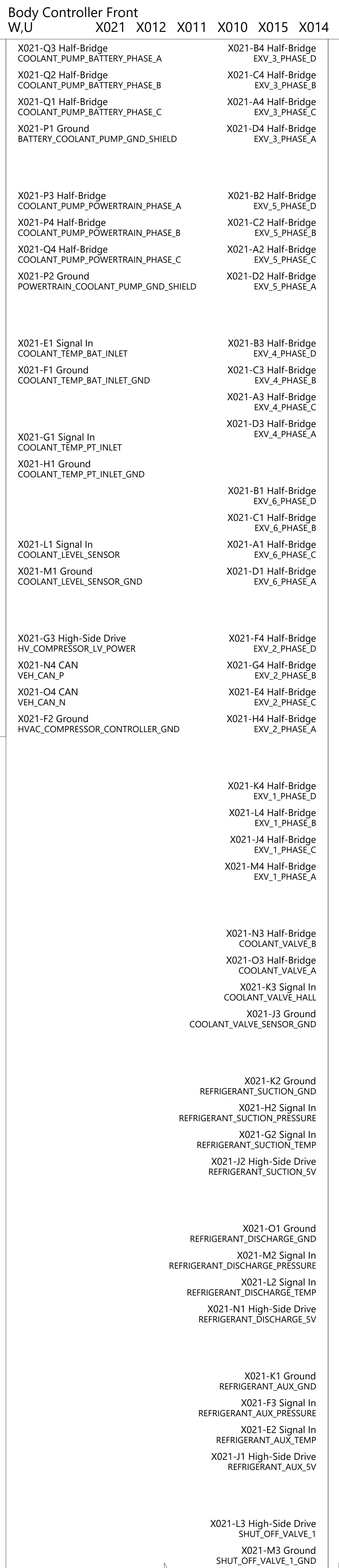
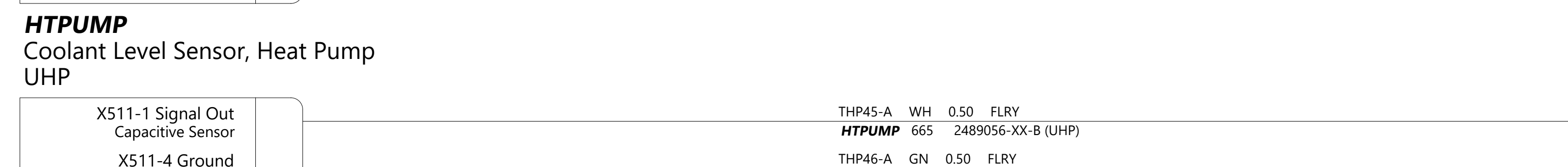


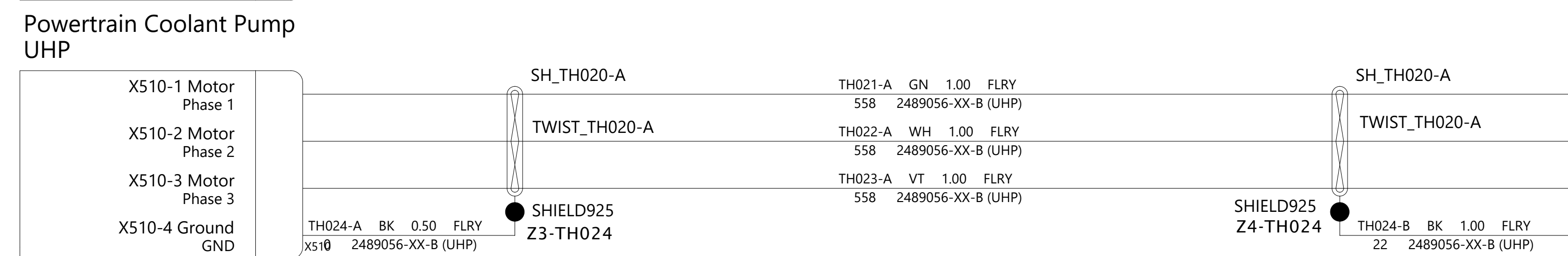
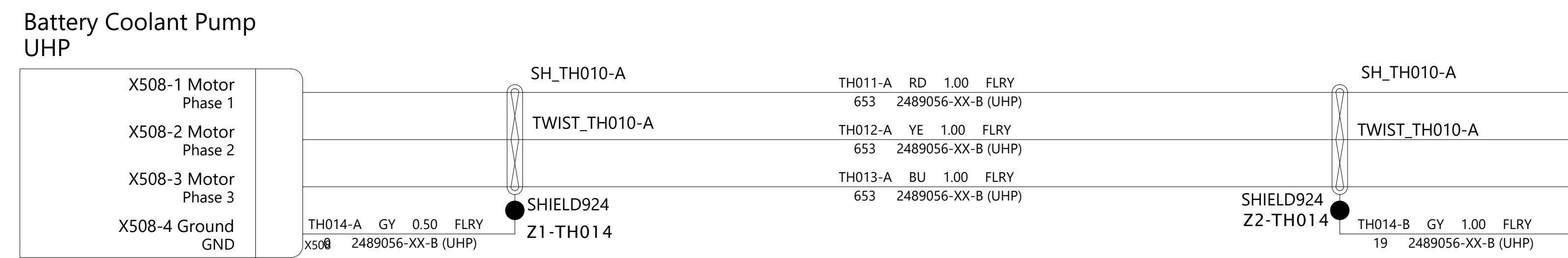
THE INFORMATION CONTAINED HEREIN IS DEEMED TO BE CONFIDENTIAL, PROPRIETARY, AND A TRADE SECRET OF TESLA MOTORS. THIS INFORMATION MAY NOT BE USED, REPRODUCED, OR DISCLOSED AS THE DIRECT OR INDIRECT BASIS FOR THE DEVELOPMENT, MANUFACTURE, OR SALE OF PROCESSES OR PRODUCTS WITHOUT THE EXPRESSED WRITTEN CONSENT OF TESLA MOTORS.

DRAWN	CHECKED	APPROVED

MATERIAL	FINISHING	SCALE
AS SPECIFIED	AS SPECIFIED	NONE

PART NAME
HVAC - Cabin

PART NUMBER	REV	SHEET	SIZE
	1	26 of 55	A0



THE INFORMATION CONTAINED HEREIN IS DEEMED TO BE CONFIDENTIAL, PROPRIETARY, AND A TRADE SECRET OF TESLA MOTORS. THIS INFORMATION MAY NOT BE USED, REPRODUCED, OR DISCLOSED AS THE DIRECT OR INDIRECT BASIS FOR THE DEVELOPMENT, MANUFACTURE, OR SALE OF PROCESSES OR PRODUCTS WITHOUT THE EXPRESS WRITTEN CONSENT OF TESLA MOTORS.

DRAWN	CHECKED	APPROVED
MATERIAL AS SPECIFIED	FINISHING AS SPECIFIED	SCALE NONE
PART NAME HVAC - Heat Pump		
PART NUMBER	REV 1	SHEET 27 OF 55
		SIZE A0

Body Controller Right
B,P,I,W X056 X050A X050B X051 X059 X057 X053A X053B X052 X055 X058 X060

X057-21 Signal In
AMBIENT_AIR_TEMP
X057-20 Ground
AMBIENT_AIR_TEMP_GROUND

AAT01-A RD 0.50 FLYR
2244 3489058-XX-C (W)
AAT02-A BK 0.50 FLYR
2244 3489058-XX-C (W)

X905F 9 9 X905M
X905F 10 10 X905M

AAT01-B RD 0.50 FLYR
897 2489050-XX-C (L)
AAT02-B BK 0.50 FLYR
897 2489050-XX-C (L)

Ambient Air Temp
L

X527-1 Analog Out
Ambient Sensor +
X527-2 Ground
Ground

Body Controller Front
W,U X012 X011 X010 X015 X014

X010-63 Half-Bridge
ACTIVE_LOUVER_PHASE_A
X010-62 Half-Bridge
ACTIVE_LOUVER_PHASE_B
X010-61 Half-Bridge
ACTIVE_LOUVER_PHASE_C
X010-47 Ground
ACTIVE_LOUVER_GND_SHIELD

SH_TH201-A
TWIST_TH201-A
SHIELD920
Z1-TH204
TH204-A GY 0.35 FLYR
30.0 3489058-XX-C (W)

SH_TH201-A
TWIST_TH201-A
SH_TH201-B
TWIST_TH201-B
SHIELD908
Z2-TH204
TH204-B GY 0.35 FLYR
30 3489058-XX-C (W)
X906F 2 2 X906M
X906F 1 1 X906M
X906F 3 3 X906M
X906F 4 4 X906M
SHIELD908
Z4-TH204
TH204-D GY 0.35 FLYR
30 2489050-XX-C (L)

TH201-B RD 0.35 FLYR
653 2489050-XX-C (L)
TH202-B YE 0.35 FLYR
653 2489050-XX-C (L)
TH203-B VT 0.35 FLYR
653 2489050-XX-C (L)

SH_TH201-B
TWIST_TH201-B
SHIELD908
Z3-TH204
TH204-C GY 0.35 FLYR
30 2489050-XX-C (L)

Active Louvre
L

X506-4 Motor
Phase 1
X506-3 Motor
Phase 2
X506-2 Motor
Phase 3
X506-1 Ground
GND

X011-2 Half-Bridge
CONDENSER_FAN_PHASE_A
X011-5 Half-Bridge
CONDENSER_FAN_PHASE_B
X011-1 Half-Bridge
CONDENSER_FAN_PHASE_C
X011-4 Ground
CONDENSER_FAN_GND_SHIELD

SH_TH501-A
TWIST_TH501-A
SHIELD919
Z1-TH504
TH504-A BN 0.50 FLYR
25.0 3489058-XX-C (W)

TH501-A RD 5.00 FLRB
2619 3489058-XX-C (W)
TH502-A YE 5.00 FLRB
2619 3489058-XX-C (W)
TH503-A BU 5.00 FLRB
2619 3489058-XX-C (W)

SH_TH501-A
TWIST_TH501-A
SHIELD919
Z2-TH504
TH504-B BN 0.50 FLYR
30 3489058-XX-C (W)

Condenser Fan
W

X525-1 Motor
Phase A
X525-2 Motor
Phase B
X525-3 Motor
Phase C
X525-4 Ground
Shielded Grounding



THE INFORMATION CONTAINED HEREIN IS DEEMED TO BE CONFIDENTIAL, PROPRIETARY, AND A TRADE SECRET OF TESLA MOTORS. THIS INFORMATION MAY NOT BE USED, REPRODUCED, OR DISCLOSED AS THE OBJECT OR INDIRECT BASIS FOR THE DEVELOPMENT, MANUFACTURE, OR SALE OF PROCESSES OR PRODUCTS WITHOUT THE EXPRESSED WRITTEN CONSENT OF TESLA MOTORS.

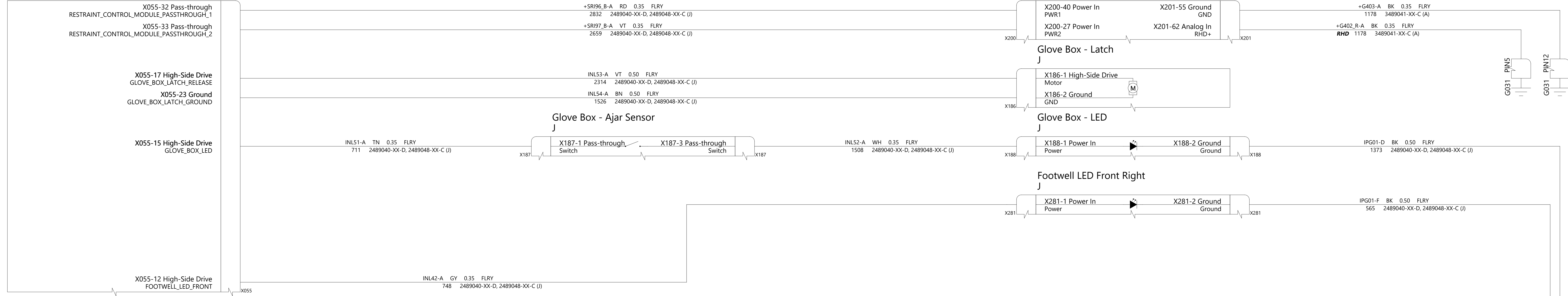
DRAWN	CHECKED	APPROVED
-------	---------	----------

MATERIAL AS SPECIFIED	FINISHING AS SPECIFIED	SCALE NONE
--------------------------	---------------------------	---------------

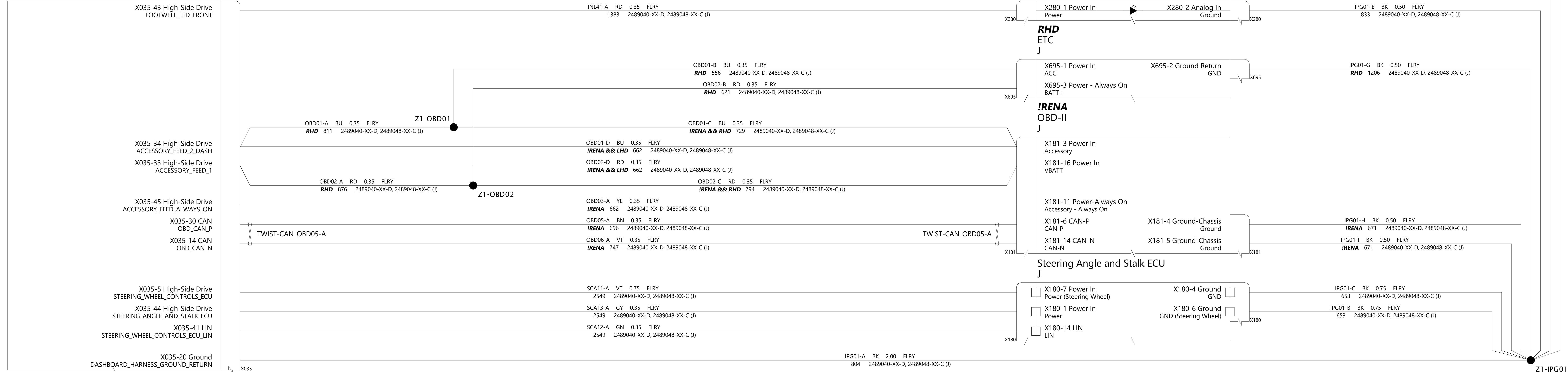
PART NAME
HVAC - Powertrain

PART NUMBER	REV	SHEET	SIZE
	1	28 OF 55	A0

Body Controller Right
 B,P,J,W X056 X050A X050B X051 X059 X057 X053A X053B X052 X055 X058 X060



Body Controller Left
 A,D,J,W X036 X030A X030B X031 X039 X037 X033A X033B X032 X035 X038



TESLA

THE INFORMATION CONTAINED HEREIN IS DEEMED TO BE CONFIDENTIAL, PROPRIETARY, AND A TRADE SECRET OF TESLA MOTORS. THIS INFORMATION MAY NOT BE USED, REPRODUCED, OR DISCLOSED AS THE OBJECT OR INDIRECT BASIS FOR THE DEVELOPMENT, MANUFACTURE, OR SALE OF PROCESSES OR PRODUCTS WITHOUT THE EXPRESS WRITTEN CONSENT OF TESLA MOTORS.

DRAWN	CHECKED	APPROVED
-------	---------	----------

MATERIAL AS SPECIFIED	FINISHING AS SPECIFIED	SCALE NONE
--------------------------	---------------------------	---------------


PART NAME
Instrument Panel

PART NUMBER	REV	SHEET	SIZE
	1	30 OF 55	A0

Body Controller Left
A,D,J,W

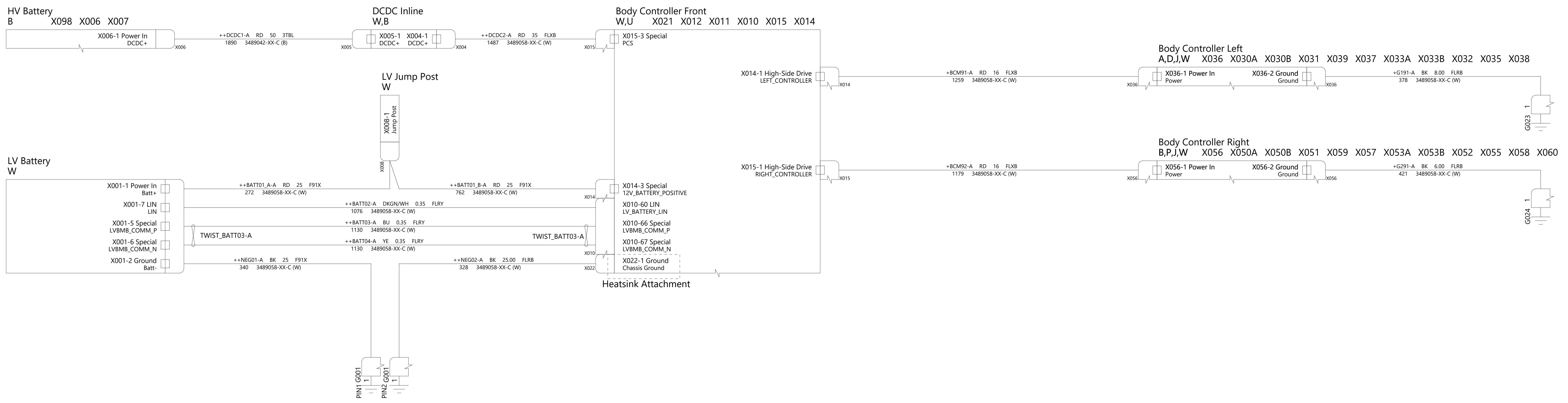


Body Controller Right
B,P,I,W



THE INFORMATION CONTAINED HEREIN IS DEEMED TO BE CONFIDENTIAL, PROPRIETARY, AND A TRADE SECRET OF TESLA MOTORS. THIS INFORMATION MAY NOT BE USED, REPRODUCED, OR DISCLOSED AS THE DIRECT OR INDIRECT BASIS FOR THE DEVELOPMENT, MANUFACTURE, OR SALE OF PROCESSES OR PRODUCTS WITHOUT THE EXPRESSED WRITTEN CONSENT OF TESLA MOTORS.

DRAWN	CHECKED	APPROVED
MATERIAL AS SPECIFIED	FINISHING AS SPECIFIED	SCALE NONE
PART NAME Liftgate and Trunk		
PART NUMBER	REV	SHEET
	1	31 OF 55
		A0



THE INFORMATION CONTAINED HEREIN IS DEEMED TO BE CONFIDENTIAL, PROPRIETARY, AND A TRADE SECRET OF TESLA MOTORS. THIS INFORMATION MAY NOT BE USED, REPRODUCED, OR DISCLOSED AS THE DIRECT OR INDIRECT BASIS FOR THE DEVELOPMENT, MANUFACTURE, OR SALE OF PROCESSES OR PRODUCTS WITHOUT THE EXPRESSED WRITTEN CONSENT OF TESLA MOTORS.

DRAWN	CHECKED	APPROVED
MATERIAL AS SPECIFIED	FINISHING AS SPECIFIED	SCALE NONE
PART NAME Power Distribution - Main		
PART NUMBER	REV 1	SHEET 33 OF 55
		SIZE A0

HORN
Horn - High Tone
W



HORN
Horn - Low Tone
W




Emergency Frunk Release Switch
L



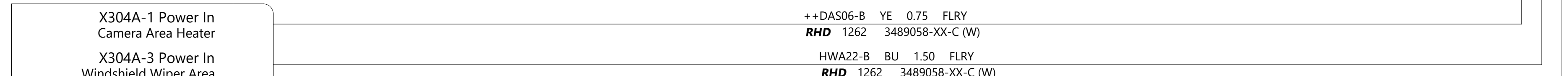
Homelink ECU
W



LHD
Glass Heater - Windshield (LHD)
W



RHD
Glass Heater - Windshield (RHD)
W



Frunk Access Post
F



AWD
Drive Inverter Front & Resolver
N X093 X094




AWD
Drive Inverter Front & Resolver
N X093 X094



AWD
Drive Unit Oil Pump Front
N



Frunk Latch
L



Windshield - Washer Pump & Level Sensor
W



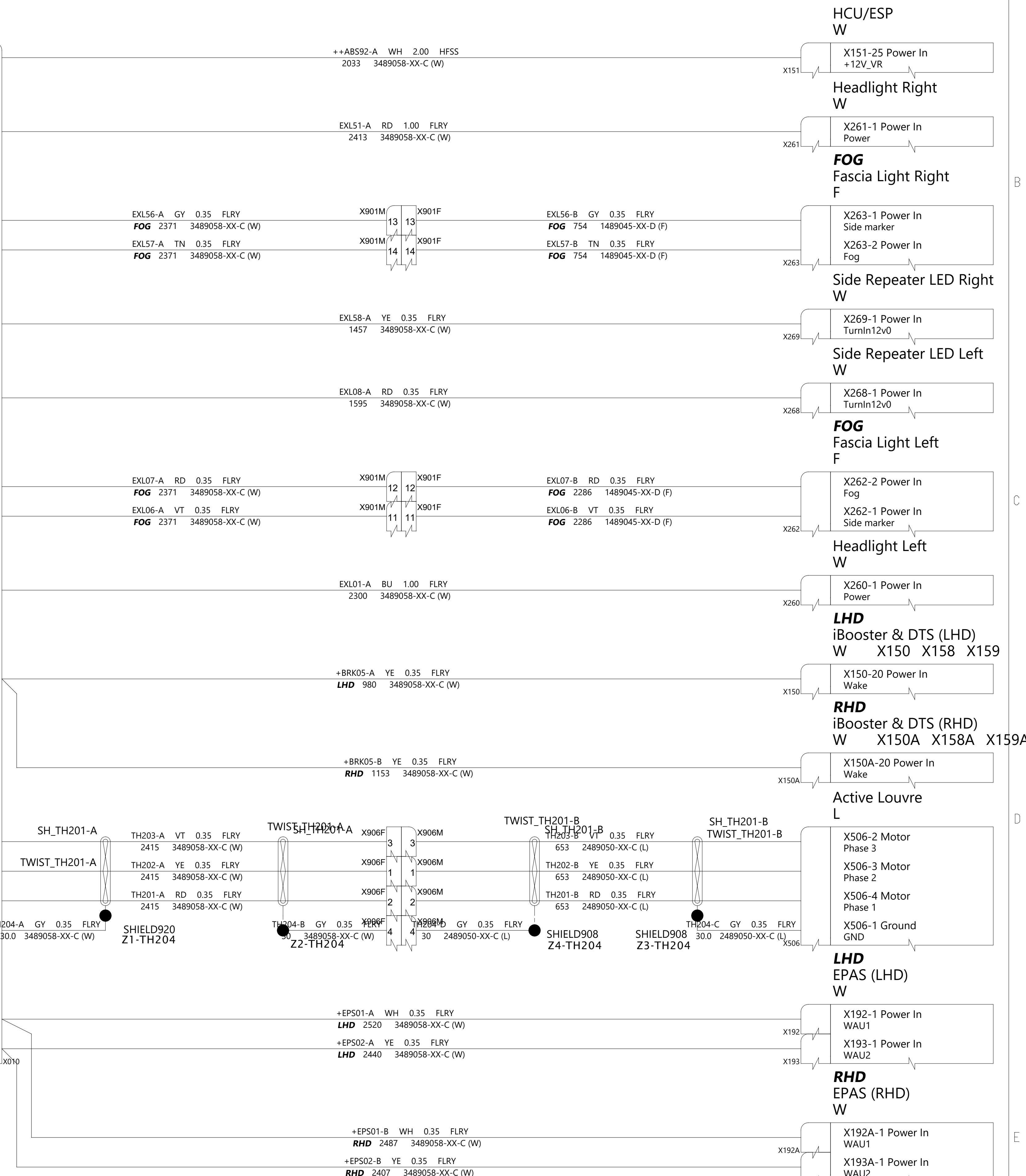
LHD
MCU (LHD)
W,B



RHD
MCU (RHD)
W,B

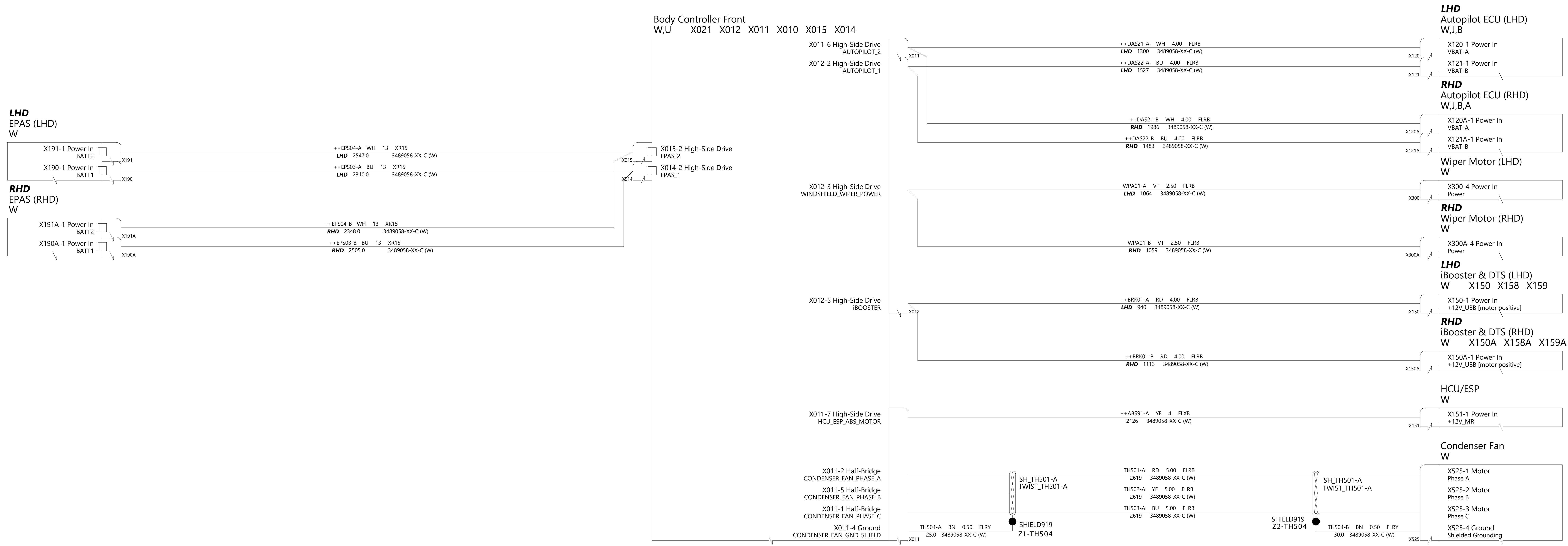


Body Controller Front
W,U X021 X012 X011 X010 X015 X014



THE INFORMATION CONTAINED HEREIN IS DEEMED TO BE CONFIDENTIAL, PROPRIETARY, AND A TRADE SECRET OF TESLA MOTORS. THIS INFORMATION MAY NOT BE USED, REPRODUCED, OR DISCLOSED AS THE OBJECT OR INSTRUMENT BASIS FOR THE DEVELOPMENT, MANUFACTURE, OR SALE OF PROCESSES OR PRODUCTS WITHOUT THE EXPRESSED WRITTEN CONSENT OF TESLA MOTORS.

DRAWN	CHECKED	APPROVED
MATERIAL AS SPECIFIED	FINISHING AS SPECIFIED	SCALE NONE
PART NAME Power Distribution - VCFront 1/2		
PART NUMBER	REV	SHEET
	1	34 OF 55
		SIZE A0



TESLA

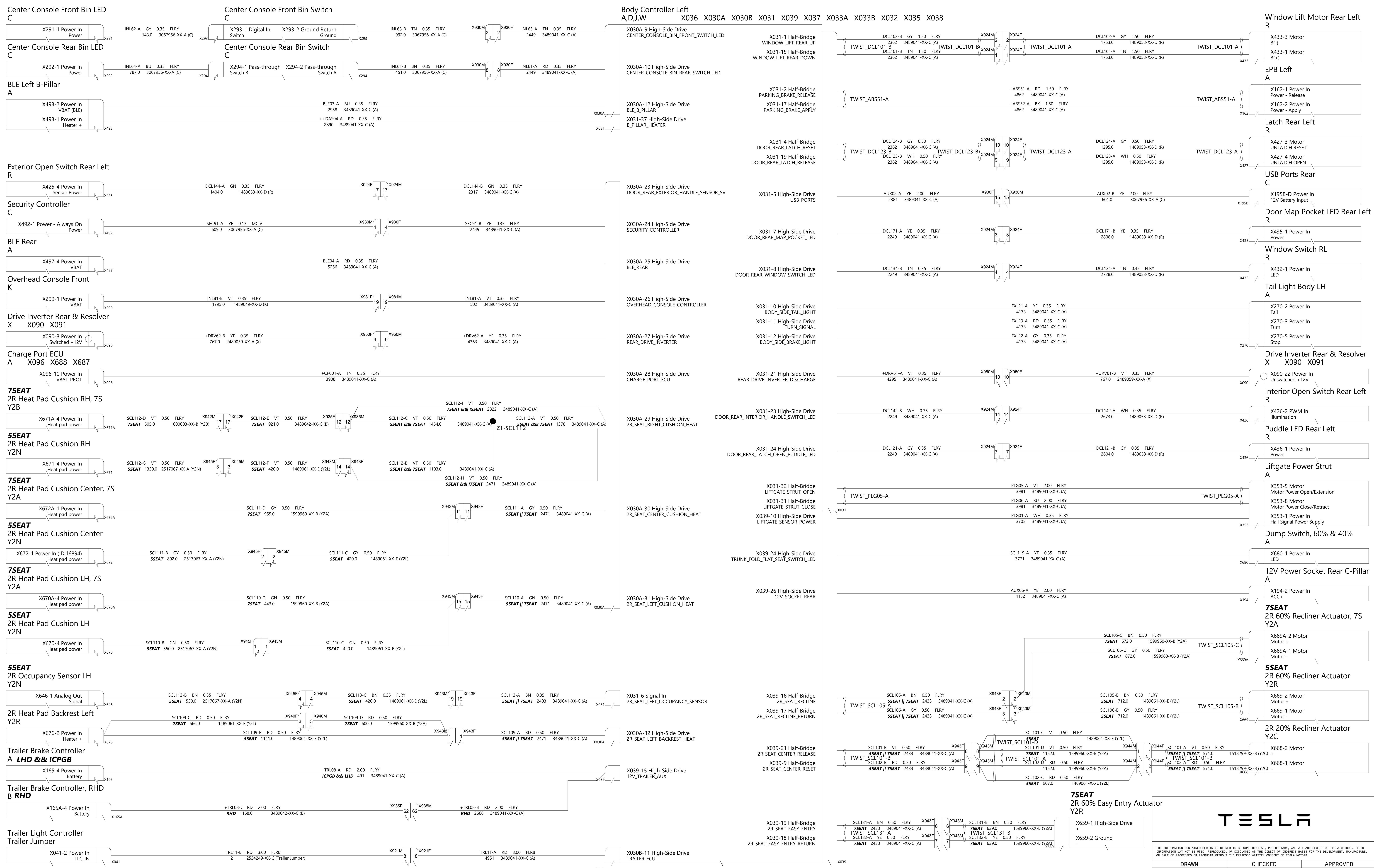
THE INFORMATION CONTAINED HEREIN IS DEEMED TO BE CONFIDENTIAL, PROPRIETARY, AND A TRADE SECRET OF TESLA MOTORS. THIS INFORMATION MAY NOT BE USED, REPRODUCED, OR DISCLOSED AS THE DIRECT OR INDIRECT BASIS FOR THE DEVELOPMENT, MANUFACTURE, OR SALE OF PROCESSES OR PRODUCTS WITHOUT THE EXPRESSED WRITTEN CONSENT OF TESLA MOTORS.

DRAWN	CHECKED	APPROVED

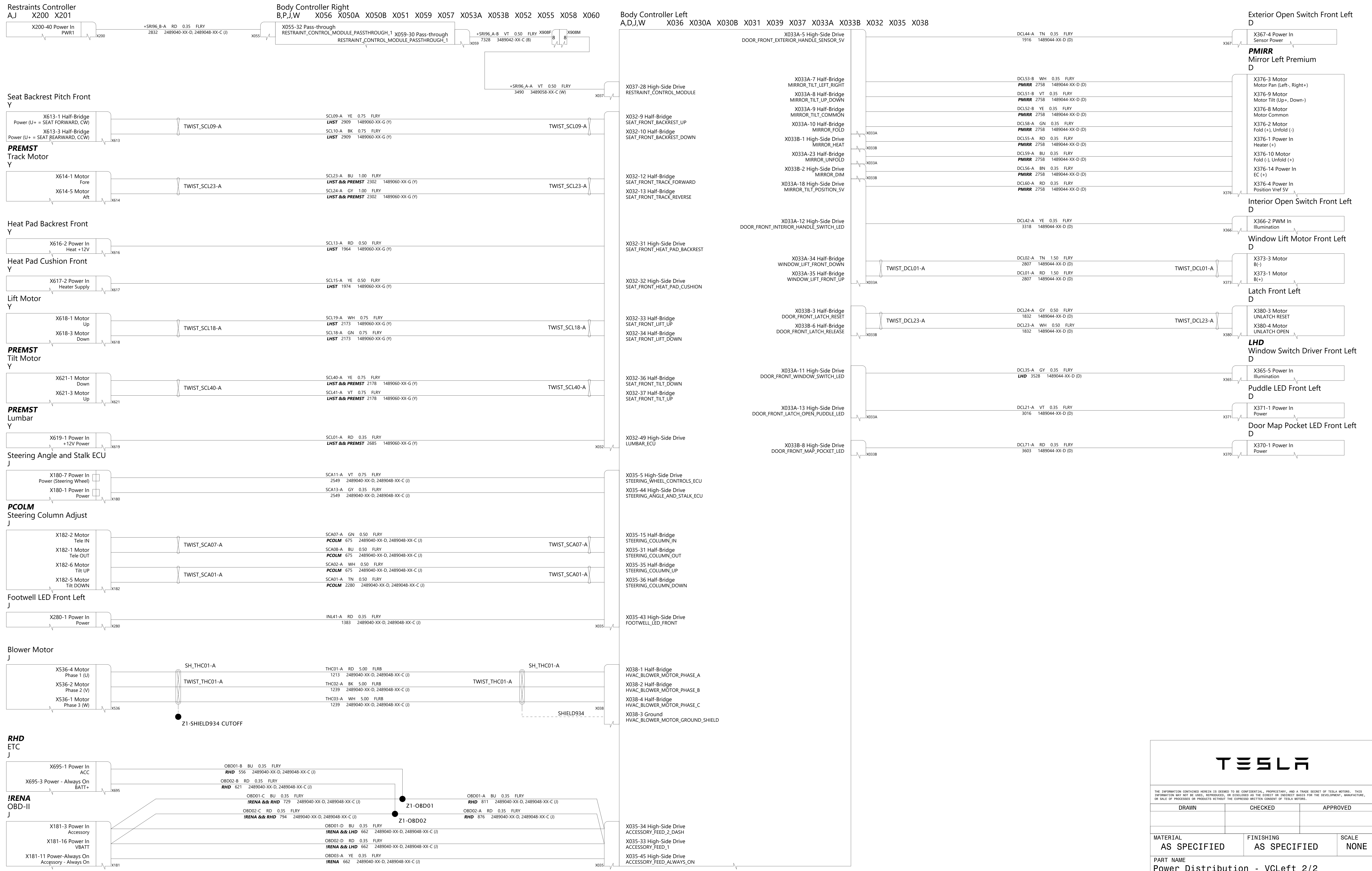
MATERIAL AS SPECIFIED	FINISHING AS SPECIFIED	SCALE NONE
--------------------------	---------------------------	---------------

PART NAME
Power Distribution - VCFront 2/2

PART NUMBER	REV	SHEET	SIZE
	1	35 OF 55	A0



TESLA			
THE INFORMATION CONTAINED HEREIN IS DEEMED TO BE CONFIDENTIAL, PROPRIETARY, AND A TRADE SECRET OF TESLA MOTORS. THIS INFORMATION MAY NOT BE USED, REPRODUCED, OR DISCLOSED AS THE DIRECT OR INDIRECT BASIS FOR THE DEVELOPMENT, MANUFACTURE, OR SALE OF PROCEDES OR PRODUCTS WITHOUT THE EXPRESS WRITTEN CONSENT OF TESLA MOTORS.			
DRAWN	CHECKED	APPROVED	
MATERIAL AS SPECIFIED	FINISHING AS SPECIFIED	SCALE NONE	
PART NAME Power Distribution - VLeft 1/2			
PART NUMBER	REV	SHEET	SIZE
	1	33 OF 53	A0



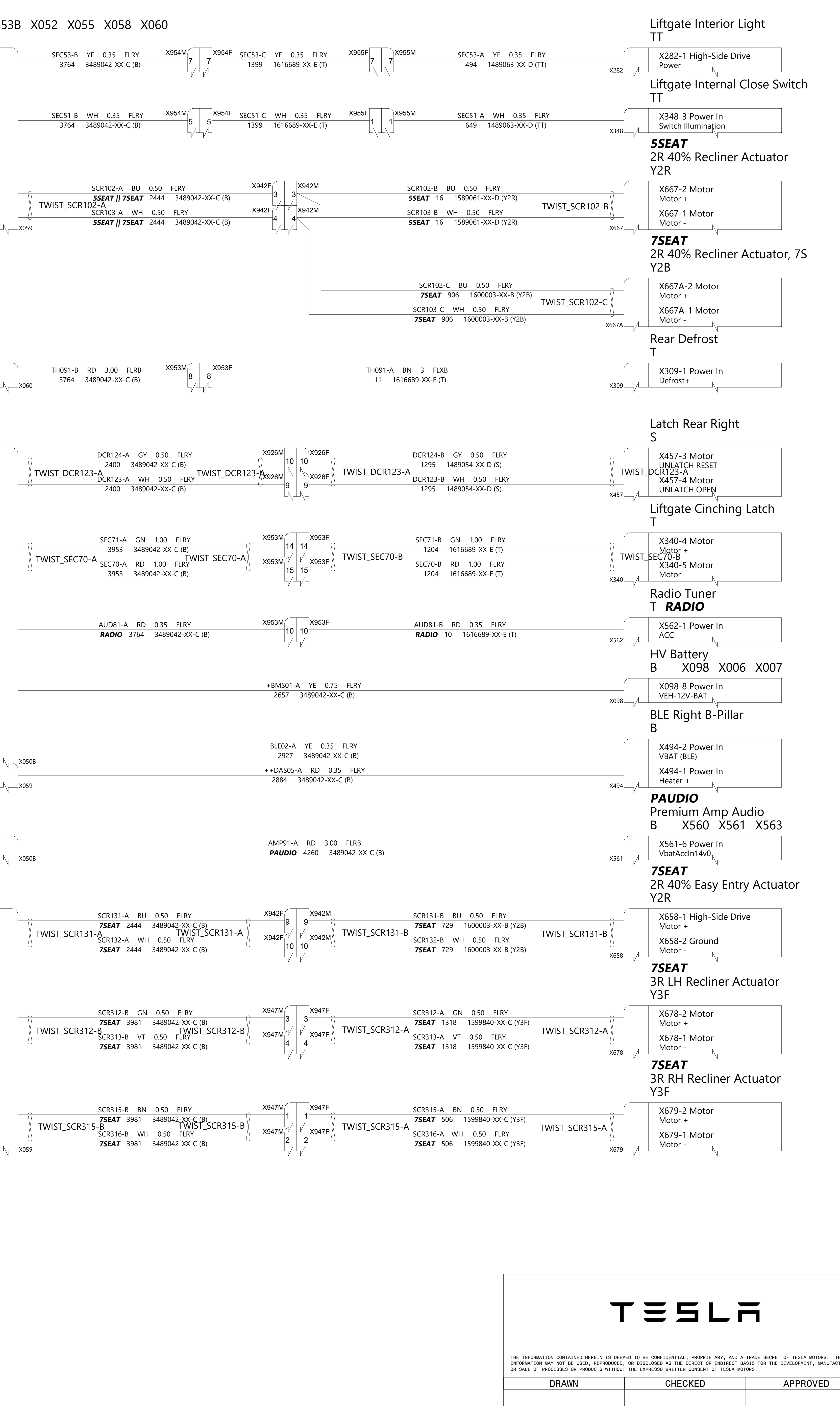
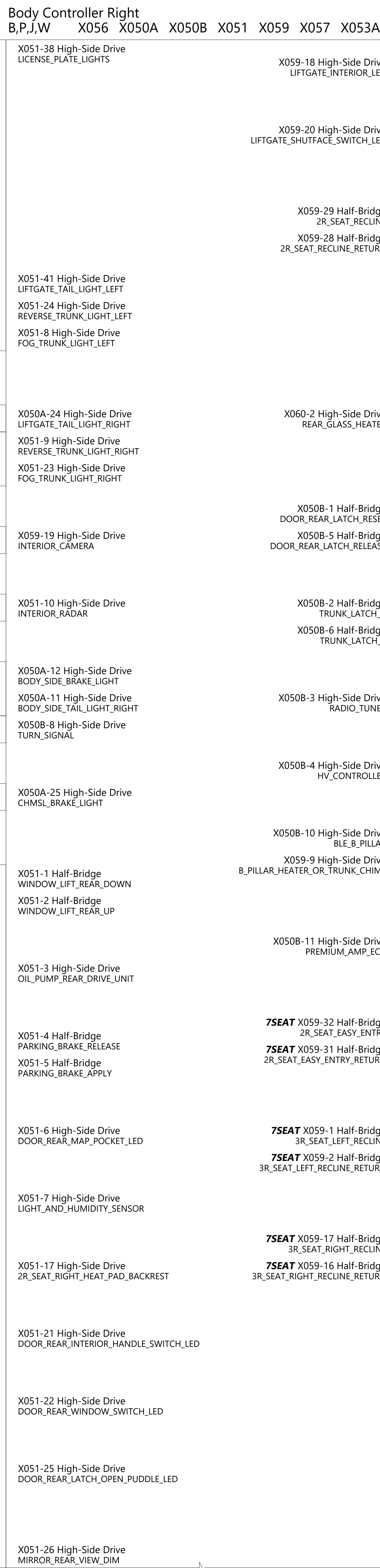
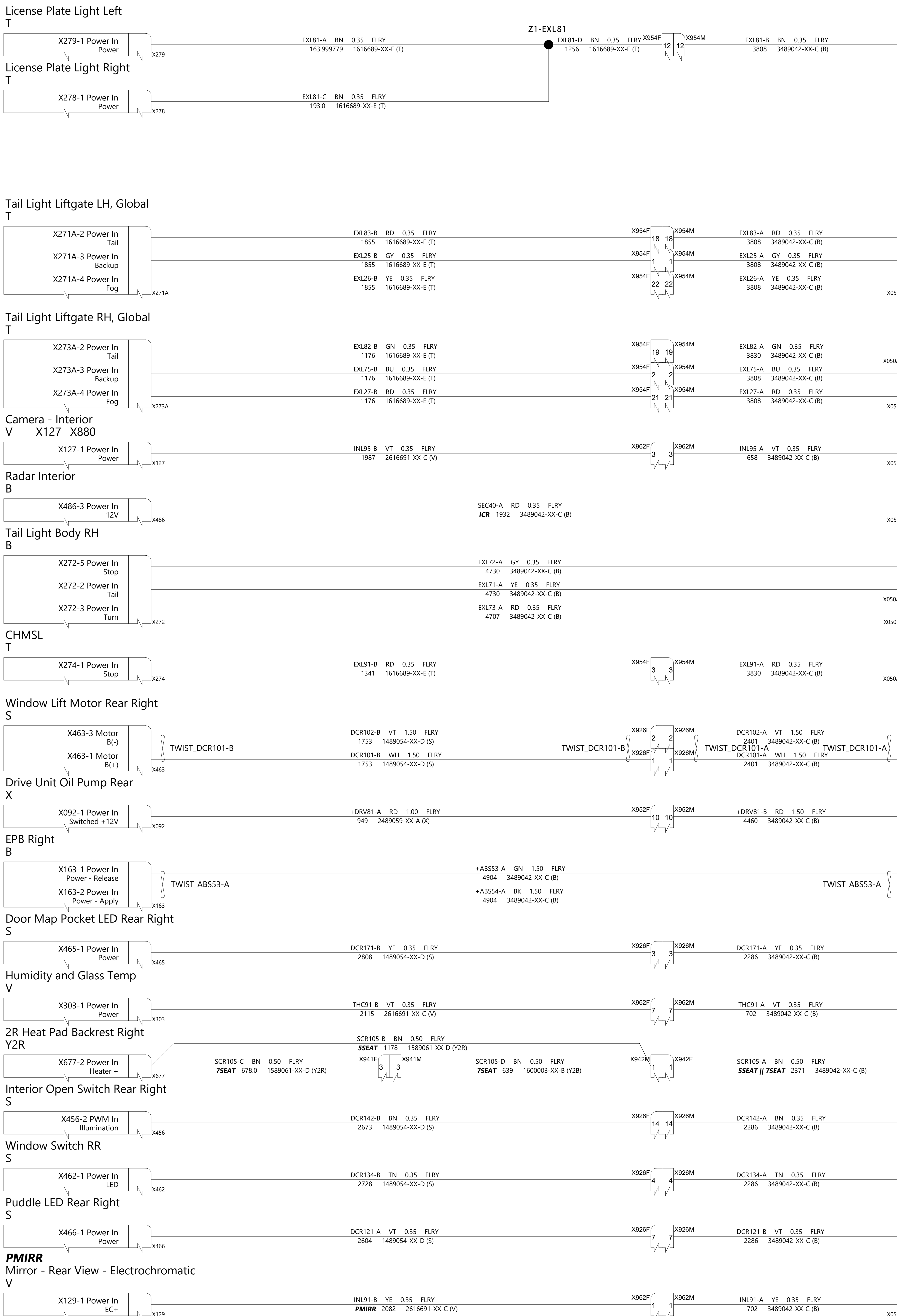
THE INFORMATION CONTAINED HEREIN IS DEEMED TO BE CONFIDENTIAL, PROPRIETARY, AND A TRADE SECRET OF TESLA MOTORS. THIS INFORMATION MAY NOT BE USED, REPRODUCED, OR DISCLOSED AS THE DIRECT OR INDIRECT BASIS FOR THE DEVELOPMENT, MANUFACTURE, OR SALE OF PROCEDES OR PRODUCTS WITHOUT THE EXPRESSED WRITTEN CONSENT OF TESLA MOTORS.

DRAWN	CHECKED	APPROVED

MATERIAL AS SPECIFIED	FINISHING AS SPECIFIED	SCALE NONE

PART NAME
Power Distribution - VLeft 2/2

PART NUMBER	REV	SHEET	SIZE
	1	37 OF 55	A0



TESLA			
THE INFORMATION CONTAINED HEREIN IS DEEMED TO BE CONFIDENTIAL, PROPRIETARY, AND A TRADE SECRET OF TESLA MOTORS. THIS INFORMATION MAY NOT BE USED, REPRODUCED, OR DISCLOSED AS THE DIRECT OR INDIRECT BASIS FOR THE DEVELOPMENT, MANUFACTURE, OR SALE OF PROCESSES OR PRODUCTS WITHOUT THE EXPRESSED WRITTEN CONSENT OF TESLA MOTORS.			
DRAWN	CHECKED	APPROVED	
MATERIAL AS SPECIFIED	FINISHING AS SPECIFIED	SCALE NONE	
PART NAME Power Distribution - VCRright 1/2			
PART NUMBER	REV	SHEET	SIZE
	1	38 OF 55	A0

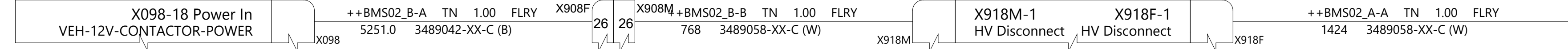
Restraints Controller
A,J X200 X201



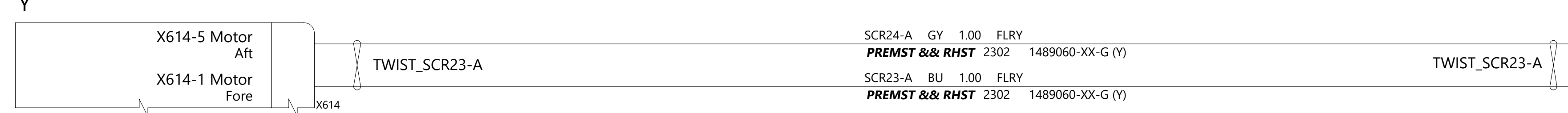
Body Controller Front
W,U X021 X012 X011 X010 X015 X014




HV Battery
B X098 X006 X007



PREMST Track Motor
Y




Seat Backrest Pitch Front
Y



PREMST Lumbar
Y



PREMST Tilt Motor
Y




Heat Pad Cushion Front
Y



Heat Pad Backrest Front
Y




Lift Motor
Y



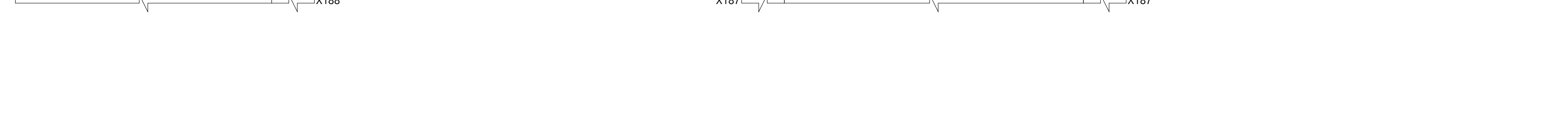
Footwell LED Front Right
J




Cabin Thermistors
J




Glove Box - LED
J




Glove Box - Latch
J



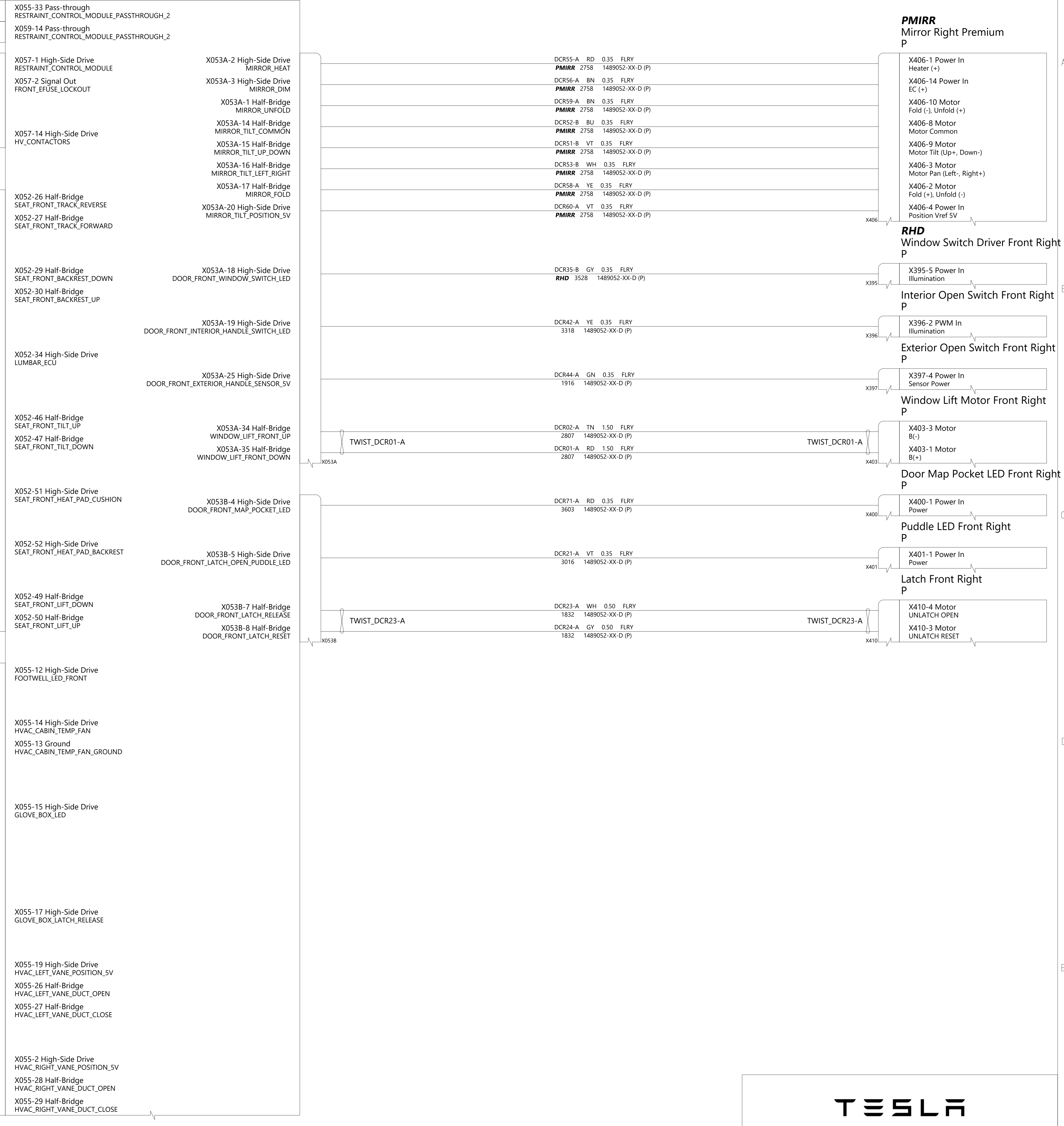
Lateral Vanes Left
J



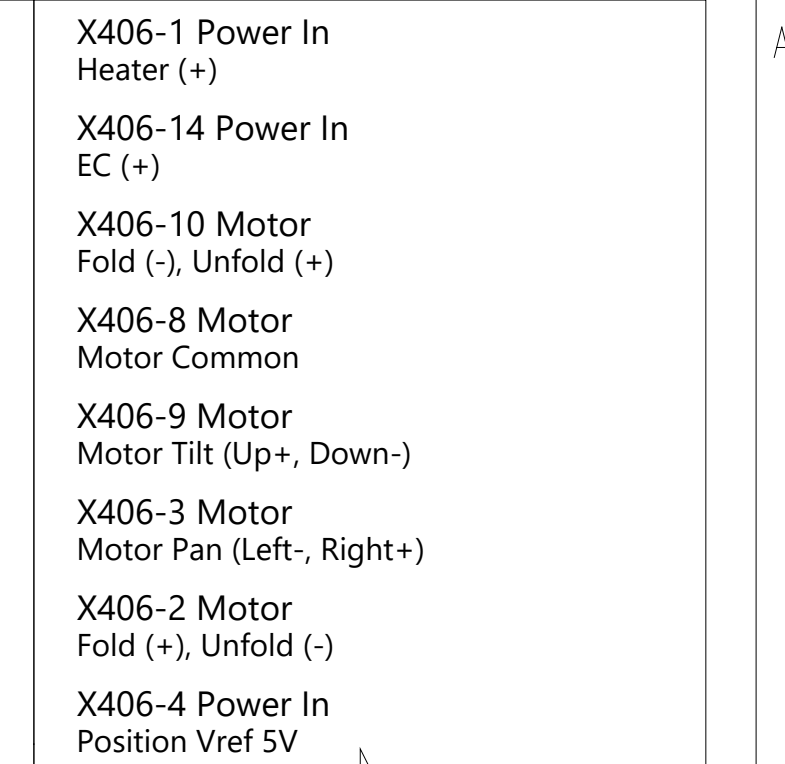
Lateral Vanes Right
J



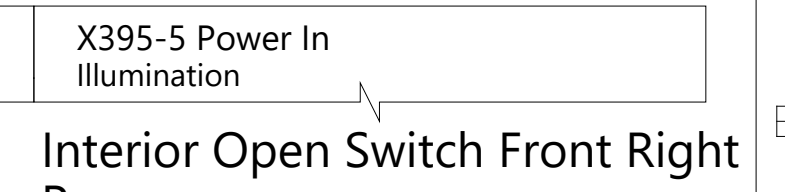
Body Controller Right
B,P,J,W X056 X050A X050B X051 X059 X057 X053A X053B X052 X055 X058 X060



PMIRR
Mirror Right Premium
p



RHD
Window Switch Driver Front Right
p



Interior Open Switch Front Right
p




Exterior Open Switch Front Right
p



Window Lift Motor Front Right
p



Door Map Pocket LED Front Right
p



Puddle LED Front Right
p




Latch Front Right
p



THE INFORMATION CONTAINED HEREIN IS DEEMED TO BE CONFIDENTIAL, PROPRIETARY, AND A TRADE SECRET OF TESLA MOTORS. THIS INFORMATION MAY NOT BE USED, REPRODUCED, OR DISCLOSED AS THE DIRECT OR INDIRECT BASIS FOR THE DEVELOPMENT, MANUFACTURE, OR SALE OF PROCESSES OR PRODUCTS WITHOUT THE EXPRESSED WRITTEN CONSENT OF TESLA MOTORS.

DRAWN	CHECKED	APPROVED
MATERIAL AS SPECIFIED	FINISHING AS SPECIFIED	SCALE NONE
PART NAME Power Distribution - VCRight 2/2		
PART NUMBER	REV	SHEET
	1	39 OF 55
		SIZE A0

Restraints Controller
A,J X200 X201



THE INFORMATION CONTAINED HEREIN IS DEEMED TO BE CONFIDENTIAL, PROPRIETARY, AND A TRADE SECRET OF TESLA MOTORS. THIS INFORMATION MAY NOT BE USED, REPRODUCED, OR DISCLOSED AS THE DIRECT OR INDIRECT BASIS FOR THE DEVELOPMENT, MANUFACTURE, OR SALE OF PROCESSES OR PRODUCTS WITHOUT THE EXPRESSED WRITTEN CONSENT OF TESLA MOTORS.

DRAWN	CHECKED	APPROVED
-------	---------	----------

MATERIAL AS SPECIFIED	FINISHING AS SPECIFIED	SCALE NONE
--------------------------	---------------------------	---------------

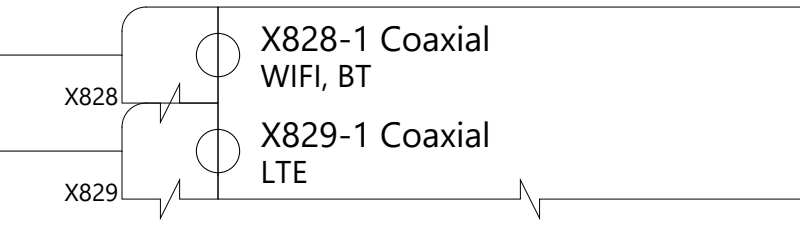
PART NAME
Restraints - Retractors

PART NUMBER	REV	SHEET	SIZE
	1	41 OF 55	A0

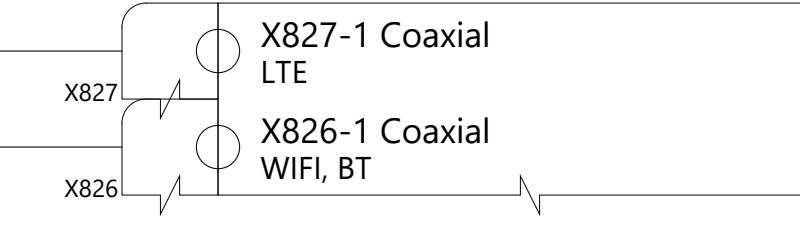
LHD
MCU (LHD)
W,B



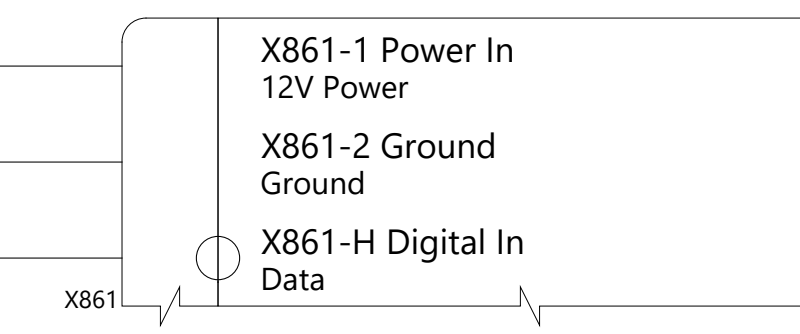
Antenna - WiFi & LTE RH
B



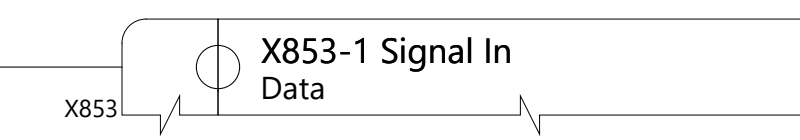
Antenna - WiFi & LTE LH
B




Center Display
J



Glove Box USB Port
Z



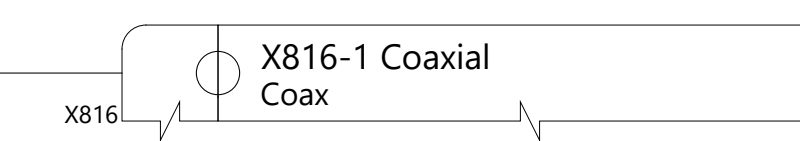
LHD
Autopilot ECU (LHD)
W,J,B



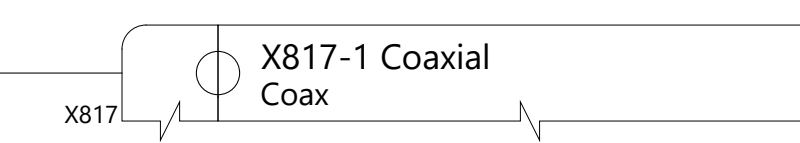
Liftgate External Switch + Backup Camera
T



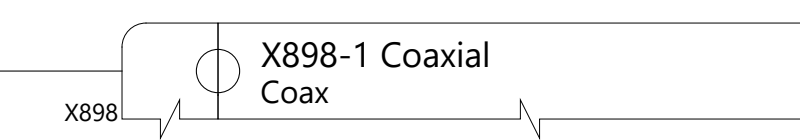
Camera - B-Pillar Left
A



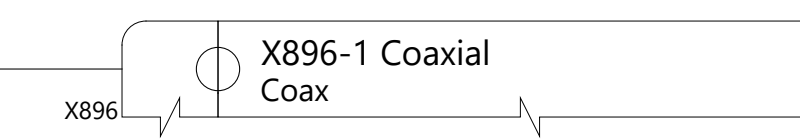
Camera - B-Pillar Right
B



Camera - Far-field Forward Main
V



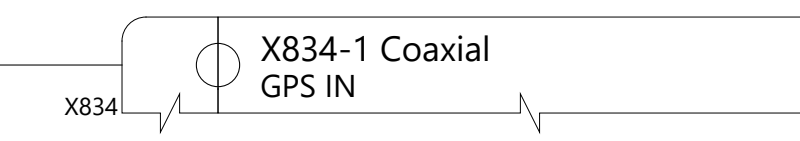
Camera - Far-field Forward Wide
V



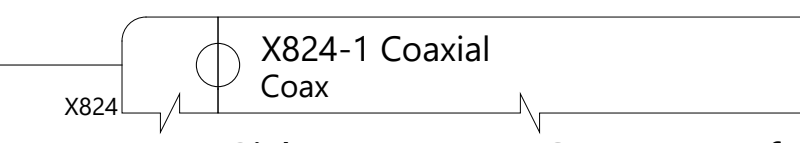
Camera - Interior
V X127 X880



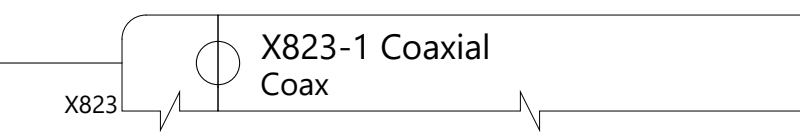
Antenna - GPS
V



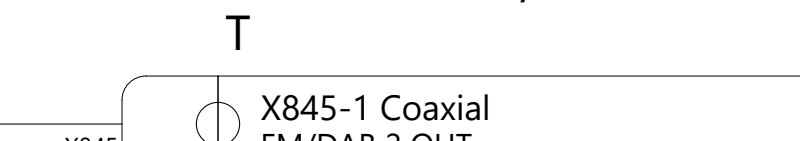
Side Repeater Camera Right
W



Side Repeater Camera Left
W



RADIO
Antenna - FM/DAB 2
T



RADIO
Antenna - FM/DAB 1
T



RADIO
Radio Tuner
T



TESLA

THE INFORMATION CONTAINED HEREIN IS DEEMED TO BE CONFIDENTIAL, PROPRIETARY, AND A TRADE SECRET OF TESLA MOTORS. THIS INFORMATION MAY NOT BE USED, REPRODUCED, OR DISCLOSED AS THE DIRECT OR INDIRECT BASIS FOR THE DEVELOPMENT, MANUFACTURE, OR SALE OF PROCESSES OR PRODUCTS WITHOUT THE EXPRESSED WRITTEN CONSENT OF TESLA MOTORS.

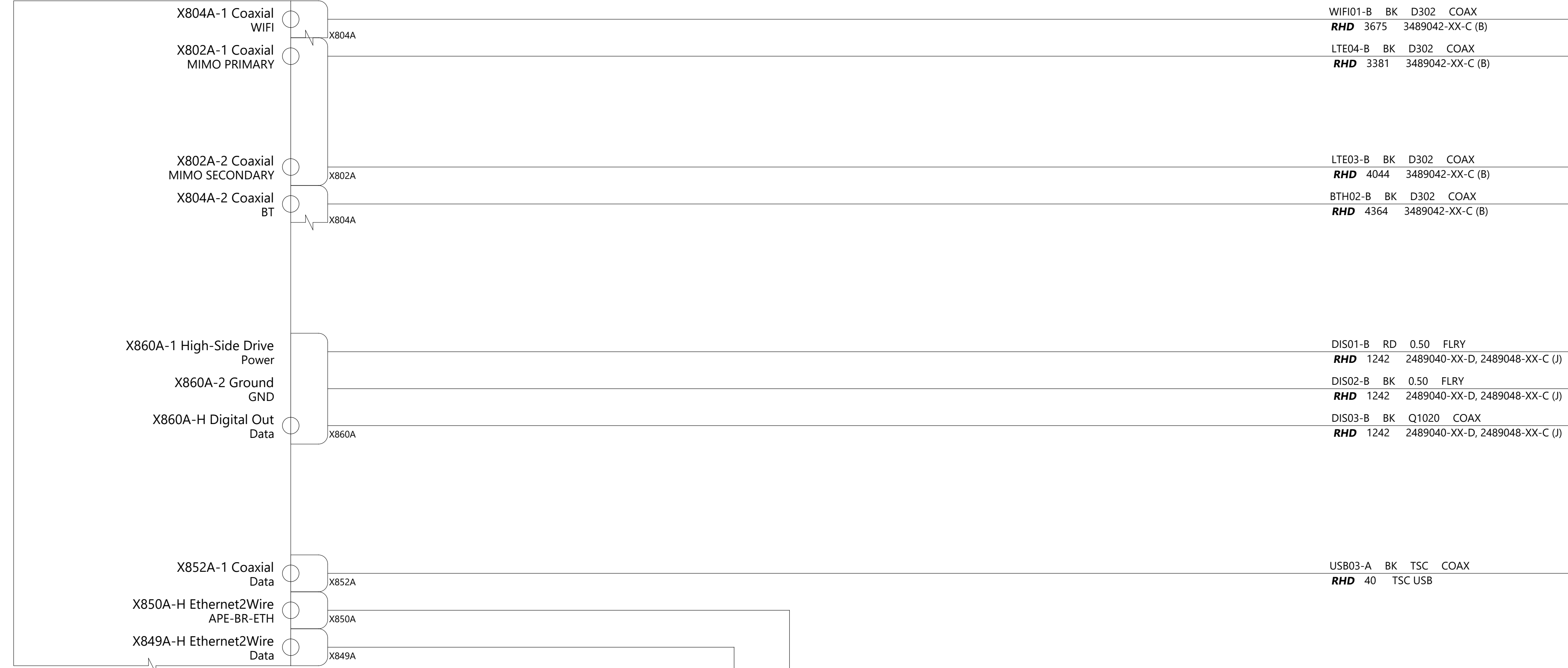
DRAWN	CHECKED	APPROVED
-------	---------	----------

MATERIAL AS SPECIFIED	FINISHING AS SPECIFIED	SCALE NONE
--------------------------	---------------------------	---------------

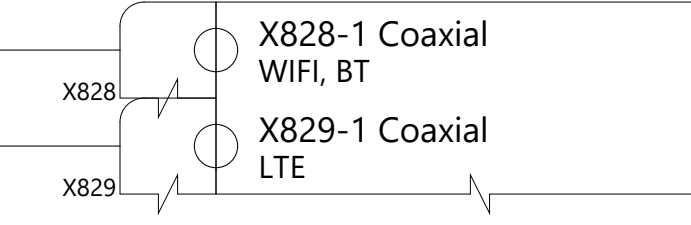
PART NAME
RF/Special Cables

PART NUMBER	REV	SHEET	SIZE
	1	43 OF 55	A0

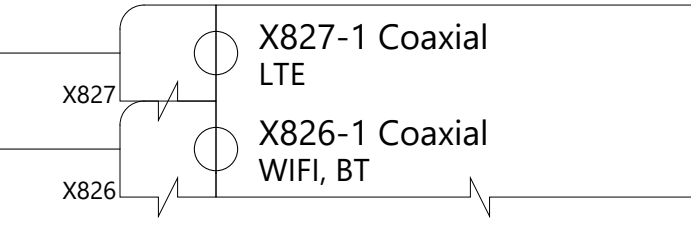
RHD
MCU (RHD)
W,B



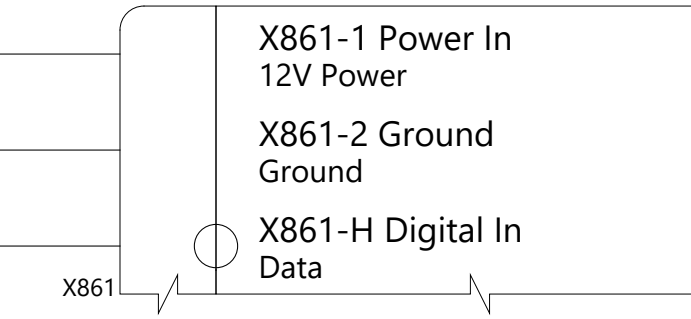
Antenna - WiFi & LTE RH
B



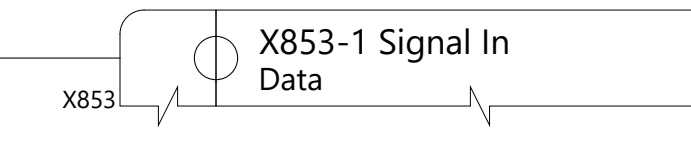
Antenna - WiFi & LTE LH
B




Center Display
J



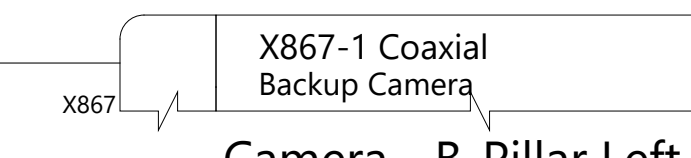
Glove Box USB Port
Z



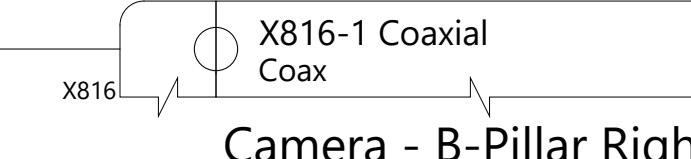
RHD
Autopilot ECU (RHD)
W,J,B,A



Liftgate External Switch + Backup Camera
T



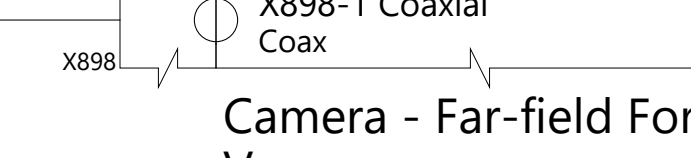
Camera - B-Pillar Left
A



Camera - B-Pillar Right
B



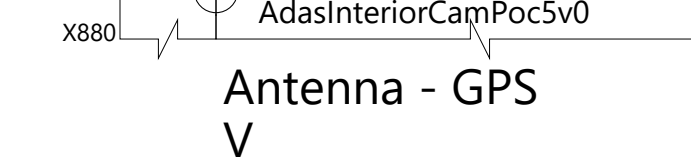
Camera - Far-field Forward Main
V



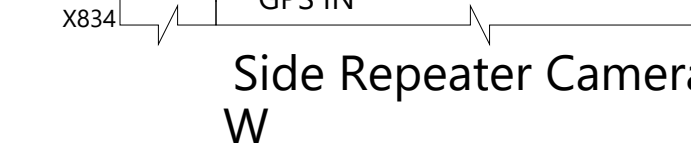
Camera - Far-field Forward Wide
V



Camera - Interior
V X127 X880



Antenna - GPS
V



Side Repeater Camera Right
W



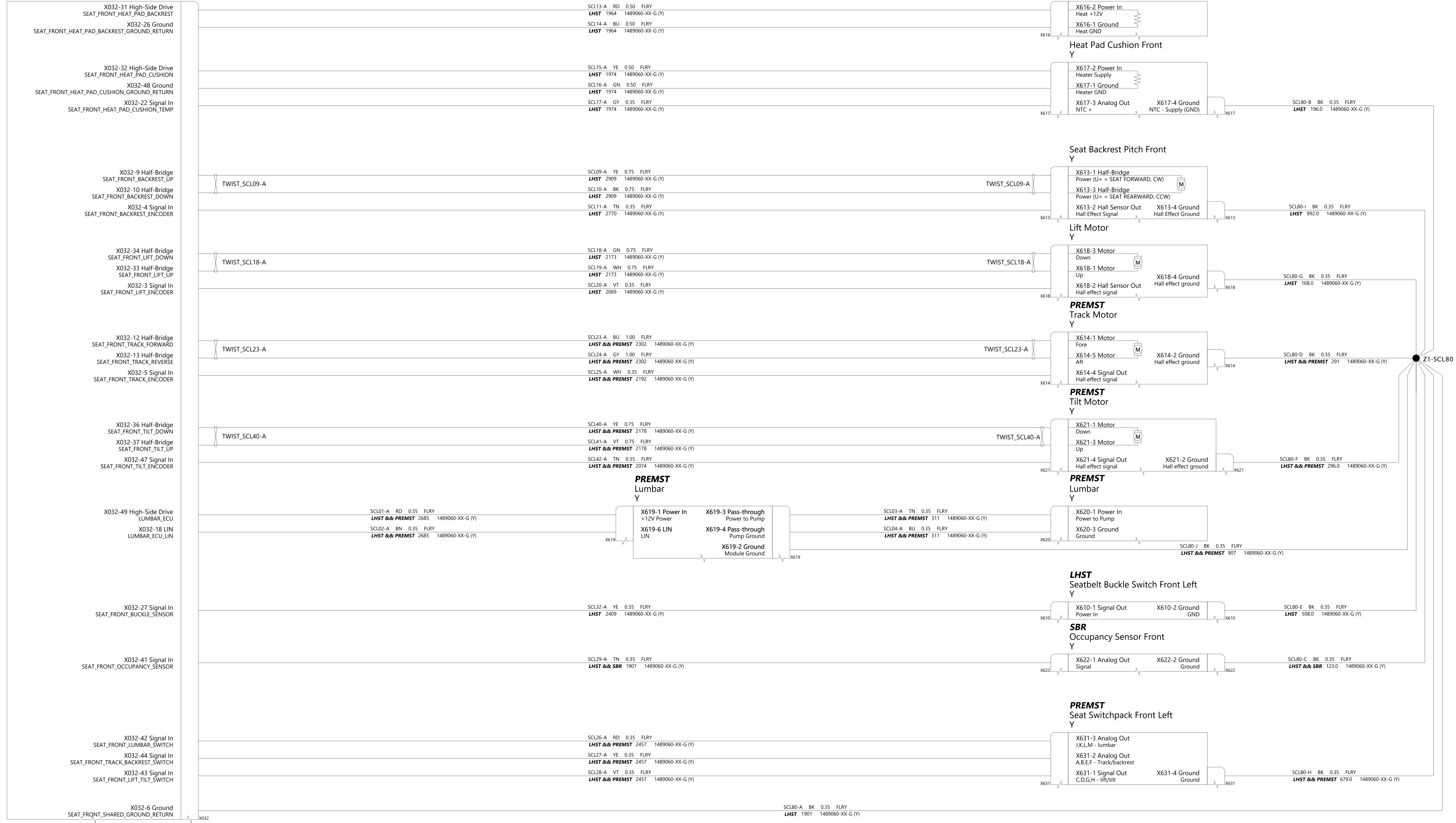
Side Repeater Camera Left
W



THE INFORMATION CONTAINED HEREIN IS DEEMED TO BE CONFIDENTIAL, PROPRIETARY, AND A TRADE SECRET OF TESLA MOTORS. THIS INFORMATION MAY NOT BE USED, REPRODUCED, OR DISCLOSED AS THE DIRECT OR INDIRECT BASIS FOR THE DEVELOPMENT, MANUFACTURE, OR SALE OF PROCESSES OR PRODUCTS WITHOUT THE EXPRESSED WRITTEN CONSENT OF TESLA MOTORS.

DRAWN	CHECKED	APPROVED
MATERIAL AS SPECIFIED	FINISHING AS SPECIFIED	SCALE NONE
PART NAME RF/Special Cables, RHD		
PART NUMBER	REV	SHEET
	1	44 OF 55
		SCALE A0

Body Controller Left
A,D,J,W X036 X030A X030B X031 X039 X037 X033A X033B X032 X035 X038



THE INFORMATION CONTAINED HEREIN IS DEEMED TO BE CONFIDENTIAL, PROPRIETARY, AND A TRADE SECRET OF TESLA MOTORS. THIS INFORMATION MAY NOT BE USED, REPRODUCED, OR DISCLOSED AS THE DIRECT OR INDIRECT BASIS FOR THE DEVELOPMENT, MANUFACTURE, OR SALE OF PROCESSES OR PRODUCTS WITHOUT THE EXPRESSED WRITTEN CONSENT OF TESLA MOTORS.

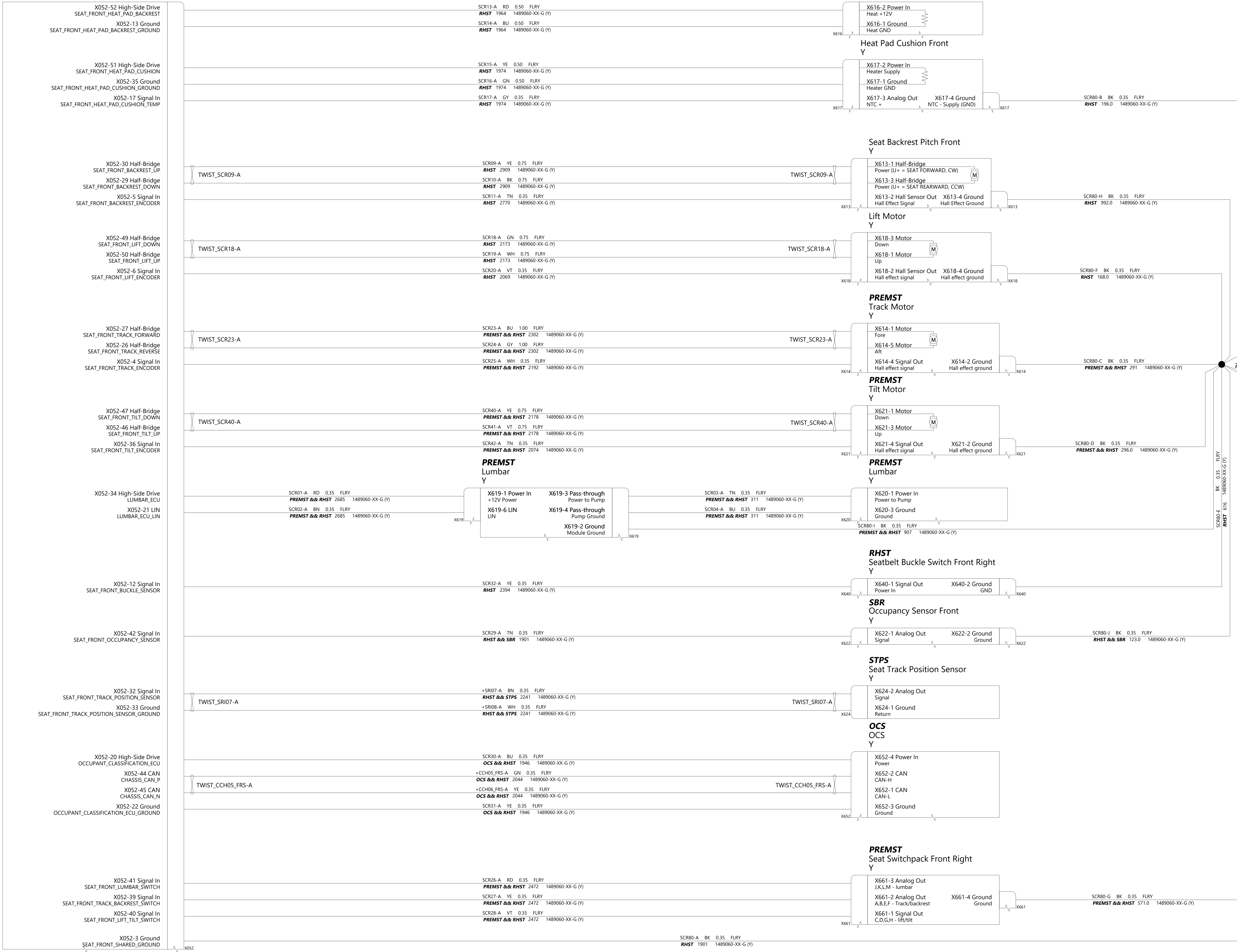
DRAWN	CHECKED	APPROVED
-------	---------	----------

MATERIAL AS SPECIFIED	FINISHING AS SPECIFIED	SCALE NONE
--------------------------	---------------------------	---------------

PART NAME
Seats Front Left

PART NUMBER	REV	SHEET	SIZE
	1	45 OF 55	A0

Body Controller Right
B,P,J,W

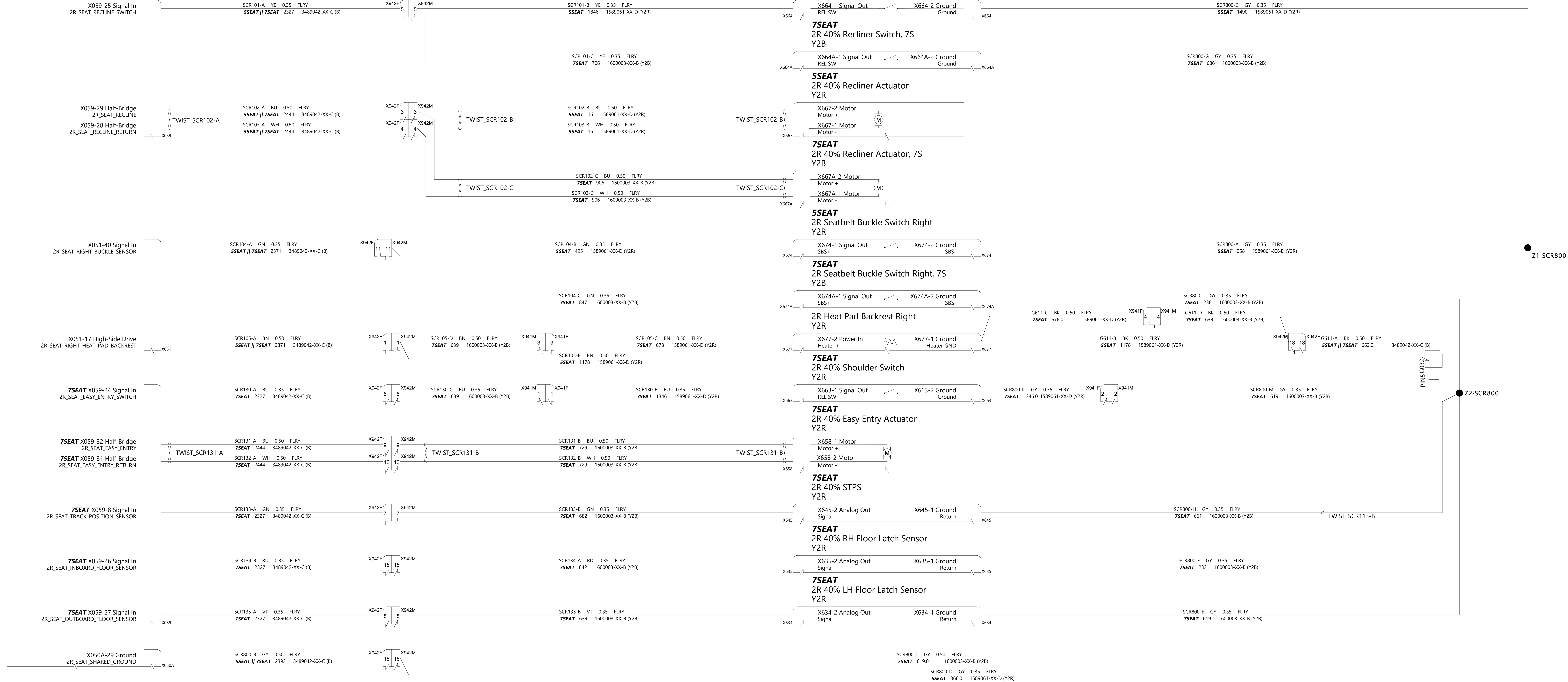


TESLA

THE INFORMATION CONTAINED HEREIN IS DEEMED TO BE CONFIDENTIAL, PROPRIETARY, AND A TRADE SECRET OF TESLA MOTORS. THIS INFORMATION MAY NOT BE USED, REPRODUCED, OR DISCLOSED AS THE DIRECT OR INDIRECT BASIS FOR THE DEVELOPMENT, MANUFACTURE, OR SALE OF PROCESSES OR PRODUCTS WITHOUT THE EXPRESSED WRITTEN CONSENT OF TESLA MOTORS.

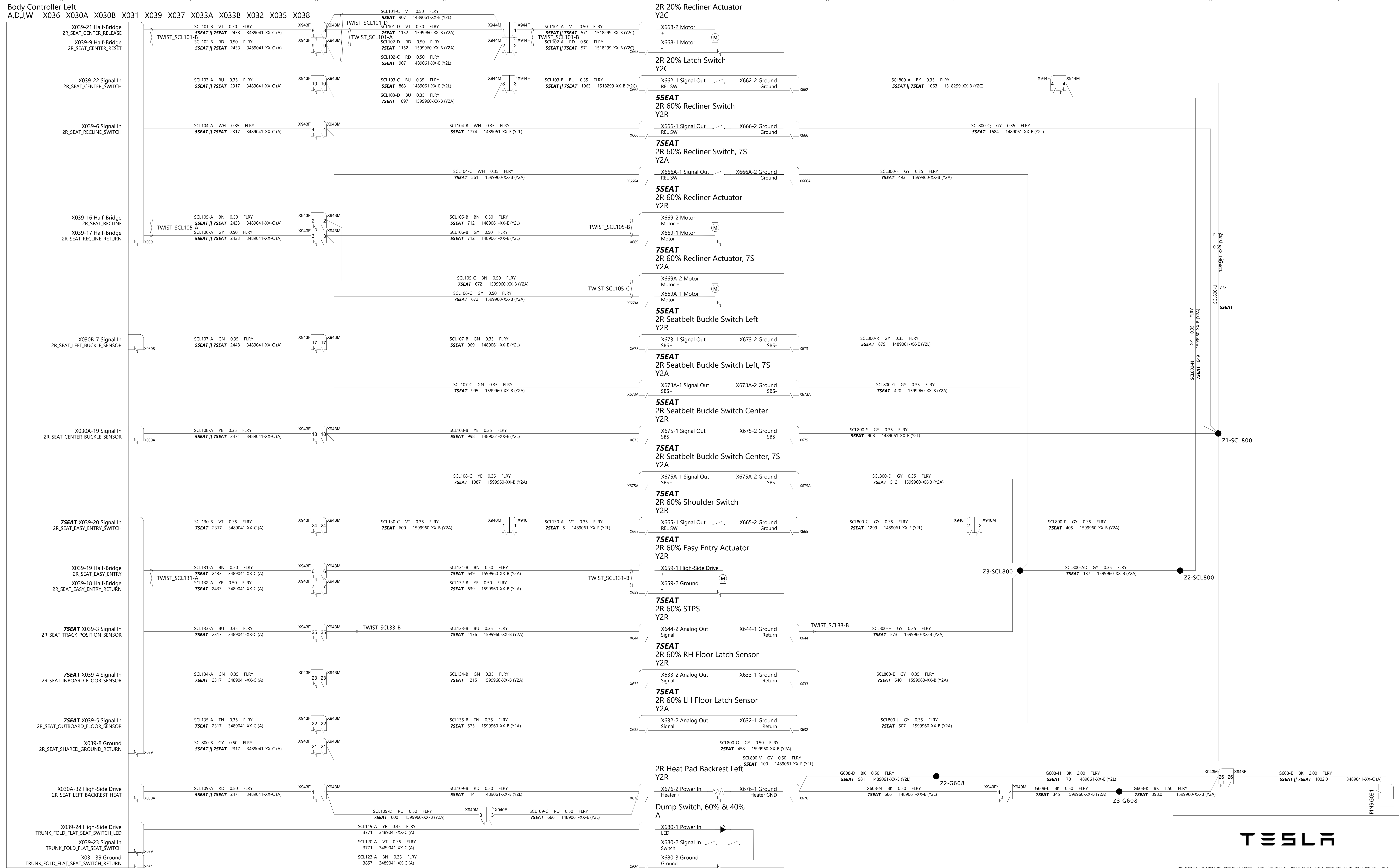
DRAWN	CHECKED	APPROVED
MATERIAL AS SPECIFIED	FINISHING AS SPECIFIED	SCALE NONE
PART NAME Seats Front Right		
PART NUMBER	REV	SHEET
	1	46 OF 55
		SIZE A0

Body Controller Right
 B,P,I,W X056 X050A X050B X051 X059 X057 X053A X053B X052 X055 X058 X060



THE INFORMATION CONTAINED HEREIN IS DEEMED TO BE CONFIDENTIAL, PROPRIETARY, AND A TRADE SECRET OF TESLA MOTORS. THIS INFORMATION MAY NOT BE USED, REPRODUCED, OR DISCLOSED AS THE DIRECT OR INDIRECT BASIS FOR THE DEVELOPMENT, MANUFACTURE, OR SALE OF PROCESSES OR PRODUCTS WITHOUT THE EXPRESSED WRITTEN CONSENT OF TESLA MOTORS.

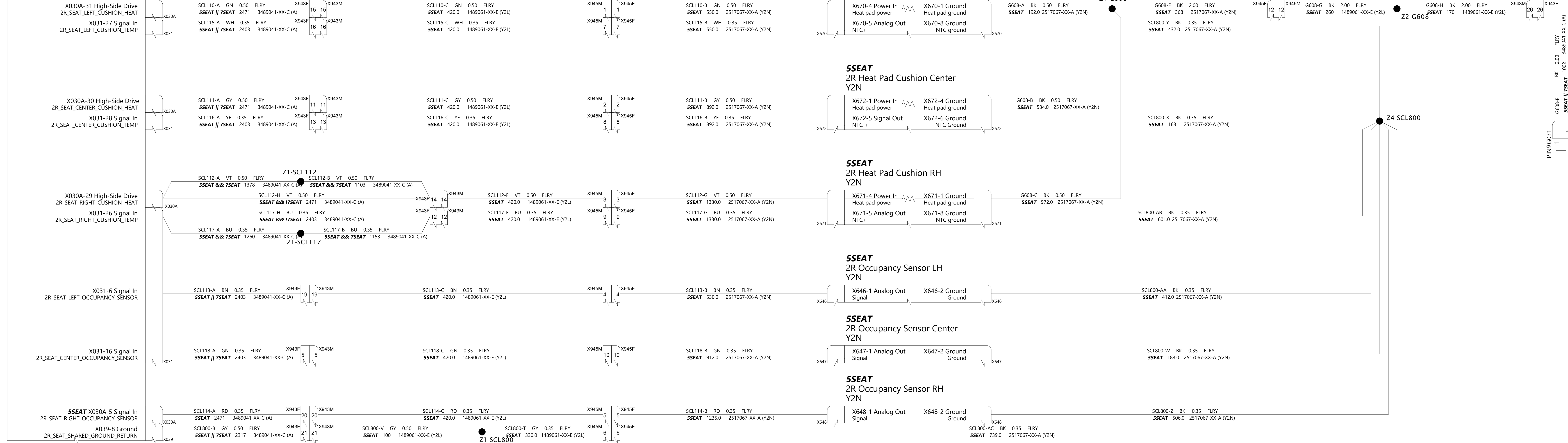
DRAWN	CHECKED	APPROVED
MATERIAL AS SPECIFIED	FINISHING AS SPECIFIED	SCALE NONE
PART NAME Seats Second Row 40%		
PART NUMBER	REV	SHEET
	1	47 OF 55
		SIZE A0



THE INFORMATION CONTAINED HEREIN IS DEEMED TO BE CONFIDENTIAL, PROPRIETARY, AND A TRADE SECRET OF TESLA MOTORS. THIS INFORMATION MAY NOT BE USED, REPRODUCED, OR DISCLOSED AS THE DIRECT OR INDIRECT BASIS FOR THE DEVELOPMENT, MANUFACTURE, OR SALE OF PROCESSES OR PRODUCTS WITHOUT THE EXPRESSED WRITTEN CONSENT OF TESLA MOTORS.

DRAWN	CHECKED	APPROVED
MATERIAL AS SPECIFIED	FINISHING AS SPECIFIED	SCALE NONE
PART NAME Seats Second Row 60%		
PART NUMBER	REV 1	SHEET 48 OF 55
		SIZE A0

Body Controller Left
A,D,J,W X036 X030A X030B X031 X039 X037 X033A X033B X032 X035 X038



THE INFORMATION CONTAINED HEREIN IS DEEMED TO BE CONFIDENTIAL, PROPRIETARY, AND A TRADE SECRET OF TESLA MOTORS. THIS INFORMATION MAY NOT BE USED, REPRODUCED, OR DISCLOSED AS THE DIRECT OR INDIRECT BASIS FOR THE DEVELOPMENT, MANUFACTURE, OR SALE OF PROCESSES OR PRODUCTS WITHOUT THE EXPRESSED WRITTEN CONSENT OF TESLA MOTORS.

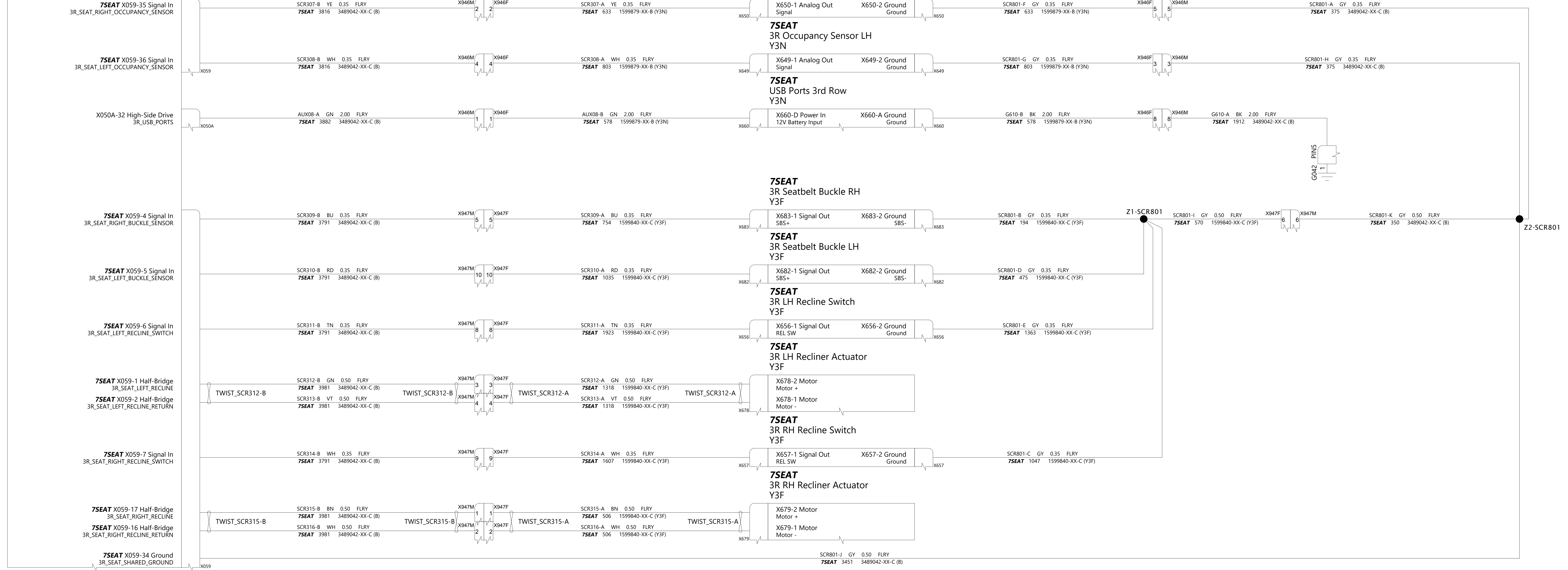
DRAWN	CHECKED	APPROVED
-------	---------	----------

MATERIAL AS SPECIFIED	FINISHING AS SPECIFIED	SCALE NONE
--------------------------	---------------------------	---------------

PART NAME
Seats Second Row Cushion 5-Seater

PART NUMBER	REV	SHEET	SIZE
	1	49 OF 55	A0

Body Controller Right
B,P,J,W X0066 X050A X050B X051 X059 X053 X054 X055 X058 X060



TESLA

THE INFORMATION CONTAINED HEREIN IS DEEMED TO BE CONFIDENTIAL, PROPRIETARY, AND A TRADE SECRET OF TESLA MOTORS. THIS INFORMATION MAY NOT BE USED, REPRODUCED, OR DISCLOSED AS THE DIRECT OR INDIRECT BASIS FOR THE DEVELOPMENT, MANUFACTURE, OR SALE OF PROCESSES OR PRODUCTS WITHOUT THE EXPRESSED WRITTEN CONSENT OF TESLA MOTORS.


DRAWN	CHECKED	APPROVED
-------	---------	----------

MATERIAL AS SPECIFIED	FINISHING AS SPECIFIED	SCALE NONE
--------------------------	---------------------------	---------------

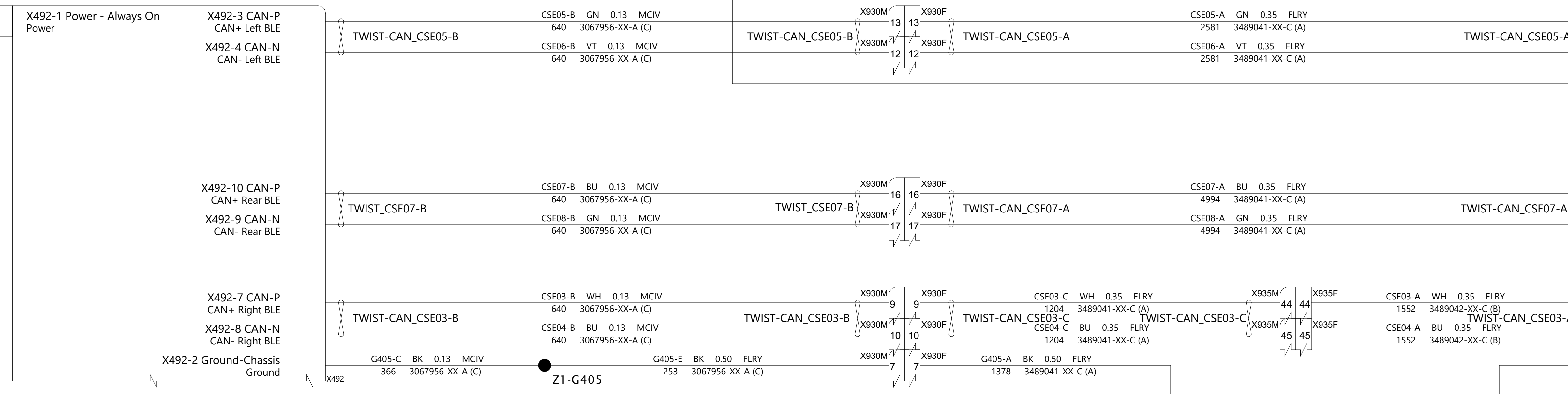
PART NAME
Seats Third Row

PART NUMBER	REV	SHEET	SIZE
	1	51 of 55	A0

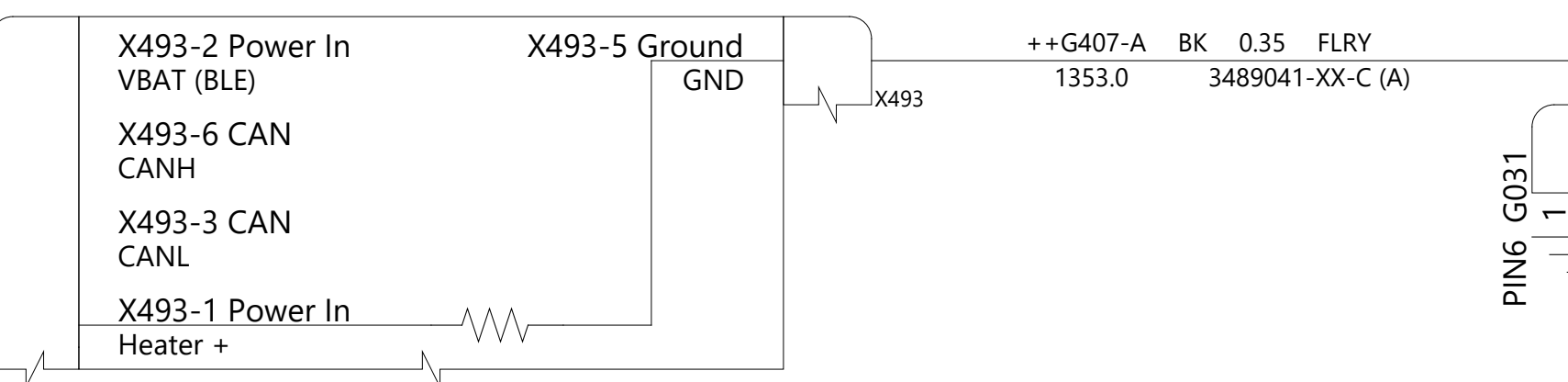
Body Controller Left
A,D,J,W X036 X030A X030B X031 X039 X037 X033A X033B X032 X035 X038



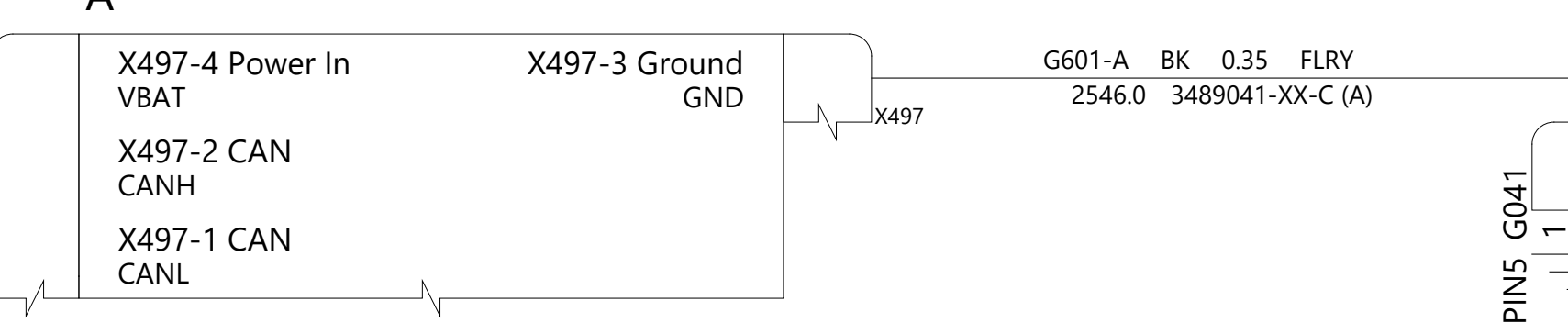
Security Controller
C



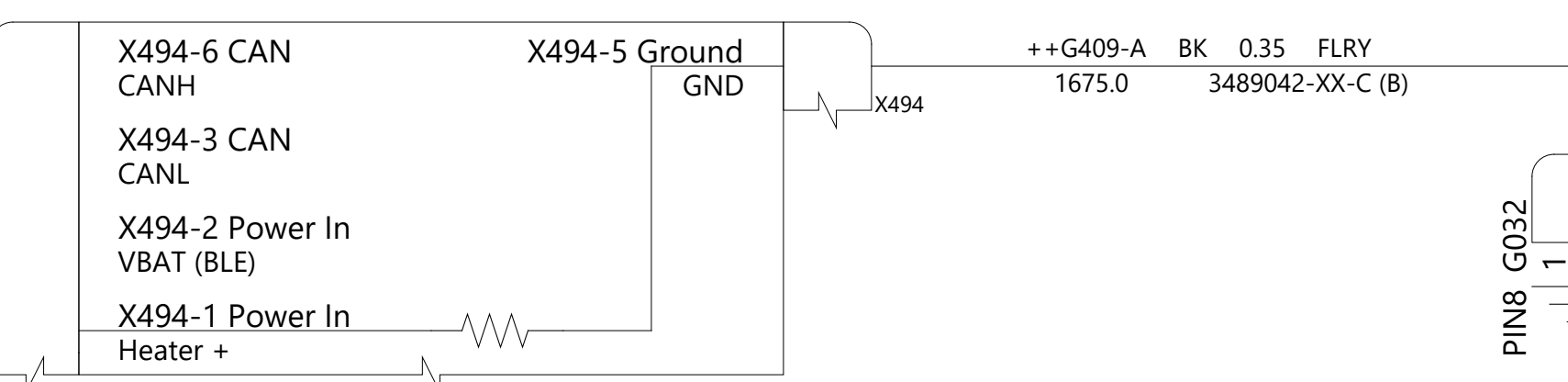
BLE Left B-Pillar
A



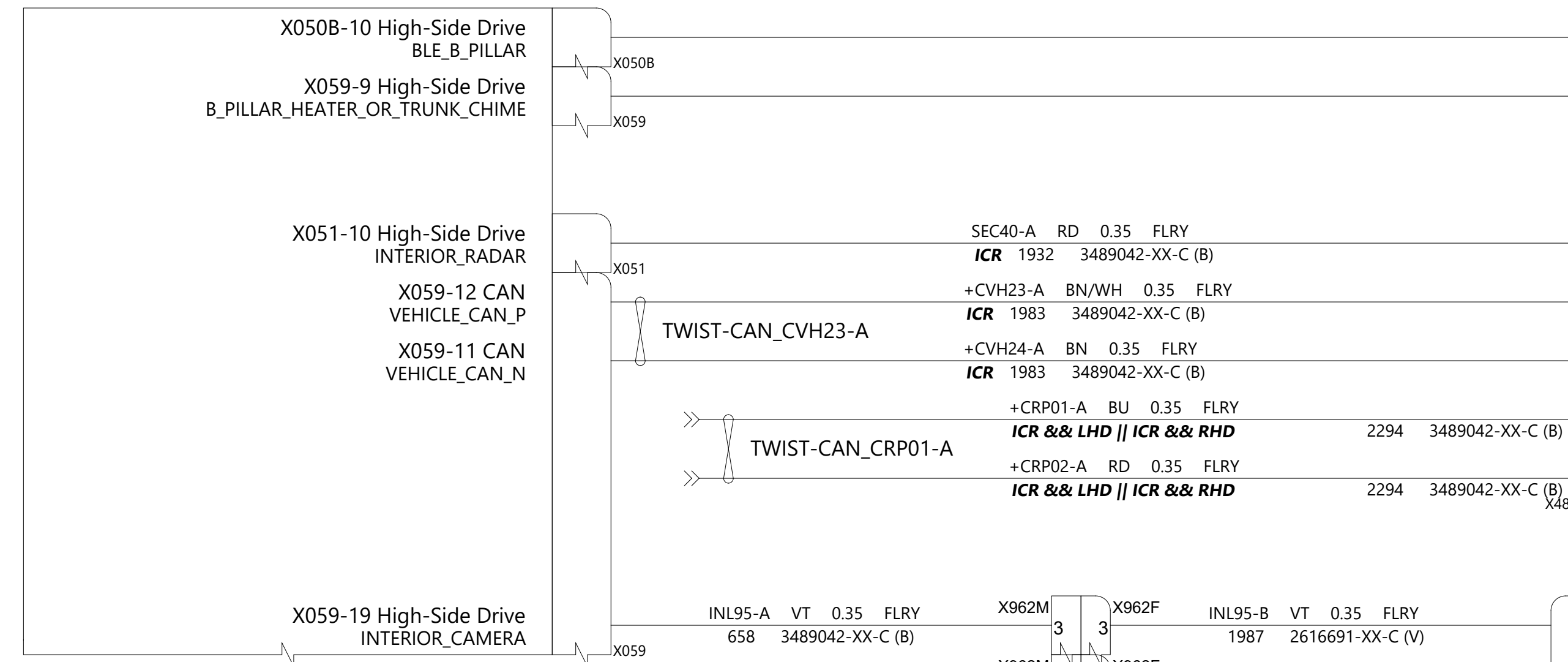
BLE Rear
A



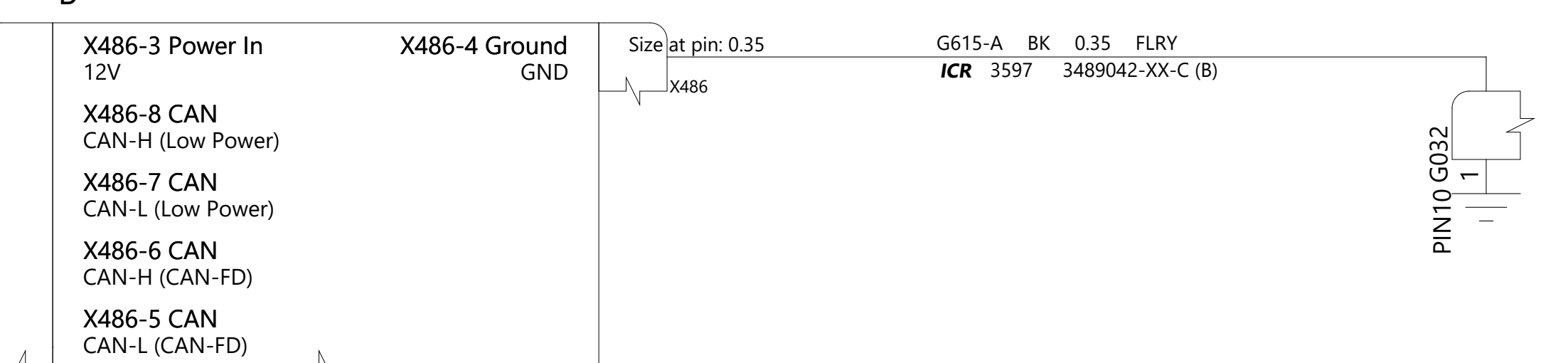
BLE Right B-Pillar
B




Body Controller Right
B,P,J,W X056 X050A X050B X051 X059 X057 X053A X053B X052 X055 X058 X060




ICR Radar Interior
B



Camera - Interior
V X12X127 X880



Body Controller Front
W,U X021 X012 X011 X010 X015 X014



HORN
Horn - High Tone
W

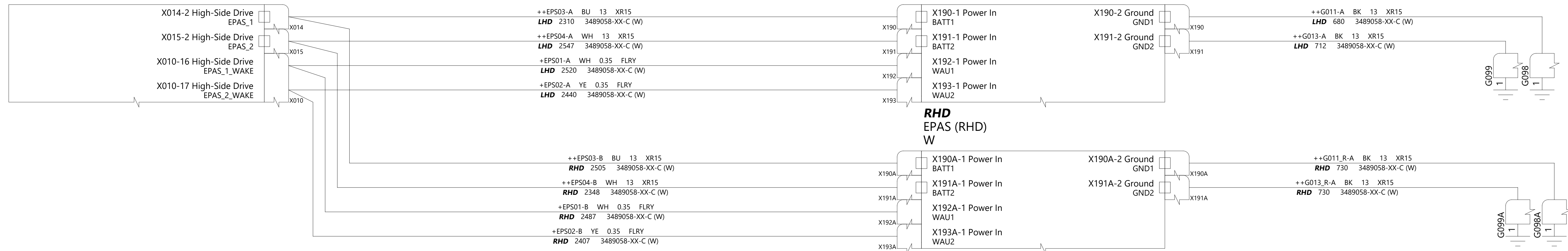
HORN
Horn - Low Tone
W



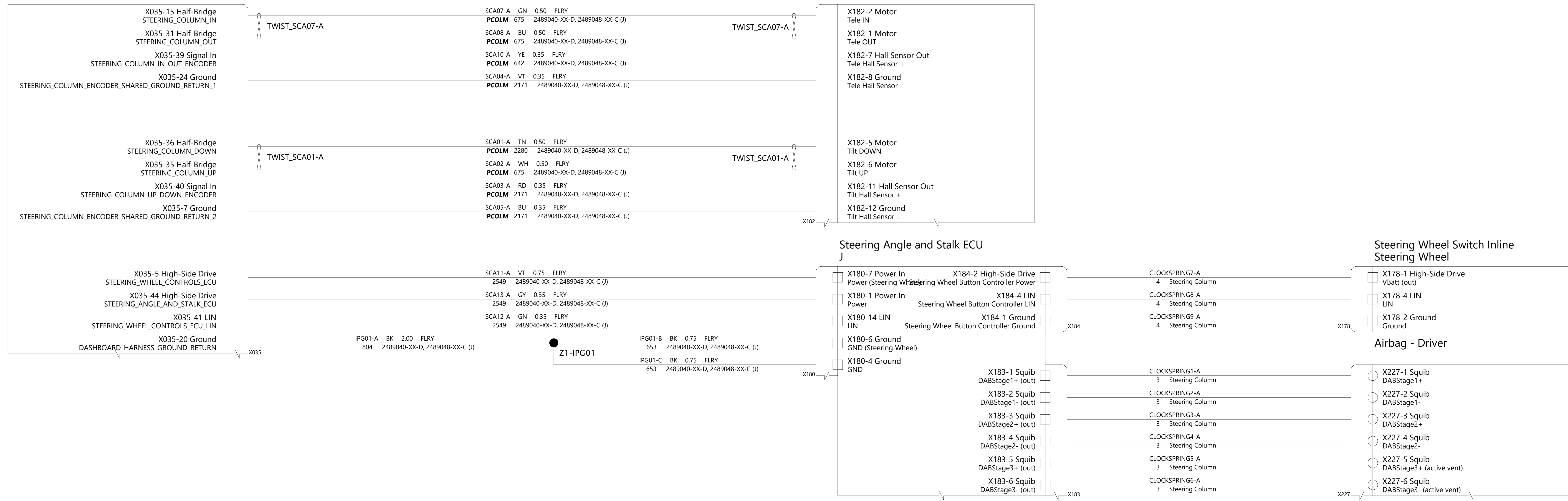
THE INFORMATION CONTAINED HEREIN IS DEEMED TO BE CONFIDENTIAL, PROPRIETARY, AND A TRADE SECRET OF TESLA MOTORS. THIS INFORMATION MAY NOT BE USED, REPRODUCED, OR DISCLOSED AS THE DIRECT OR INDIRECT BASIS FOR THE DEVELOPMENT, MANUFACTURE, OR SALE OF PROCESSES OR PRODUCTS WITHOUT THE EXPRESSED WRITTEN CONSENT OF TESLA MOTORS.

DRAWN	CHECKED	APPROVED
MATERIAL AS SPECIFIED	FINISHING AS SPECIFIED	SCALE NONE
PART NAME Security and Horns		
PART NUMBER	REV 1	SHEET 52 of 55
		SIZE A0

Body Controller Front
W,U X021 X012 X011 X010 X015 X014



Body Controller Left
A,D,J,W X036 X030A X030B X031 X039 X037 X033A X033B X032 X035 X038



TESLA

THE INFORMATION CONTAINED HEREIN IS DEEMED TO BE CONFIDENTIAL, PROPRIETARY, AND A TRADE SECRET OF TESLA MOTORS. THIS INFORMATION MAY NOT BE USED, REPRODUCED, OR DISCLOSED AS THE DIRECT OR INDIRECT BASIS FOR THE DEVELOPMENT, MANUFACTURE, OR SALE OF PROCESSES OR PRODUCTS WITHOUT THE EXPRESSED WRITTEN CONSENT OF TESLA MOTORS.

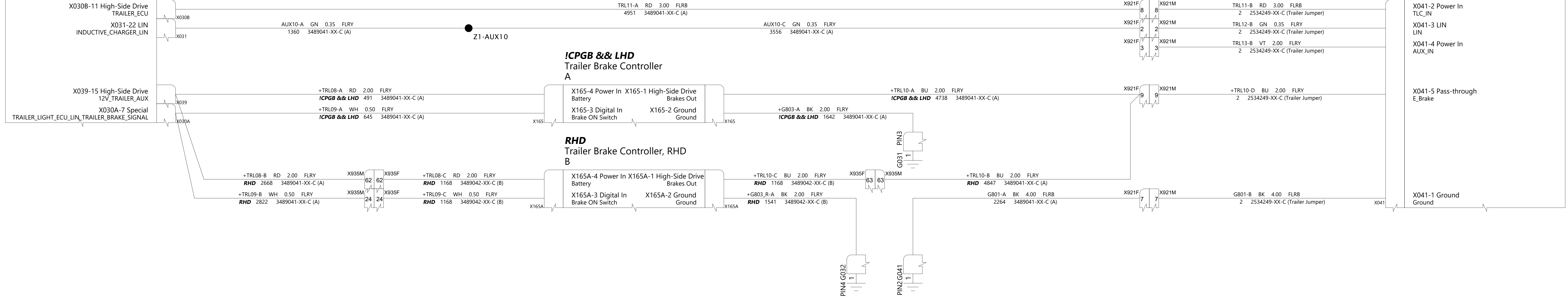
DRAWN	CHECKED	APPROVED
-------	---------	----------

MATERIAL AS SPECIFIED	FINISHING AS SPECIFIED	SCALE NONE
--------------------------	---------------------------	---------------

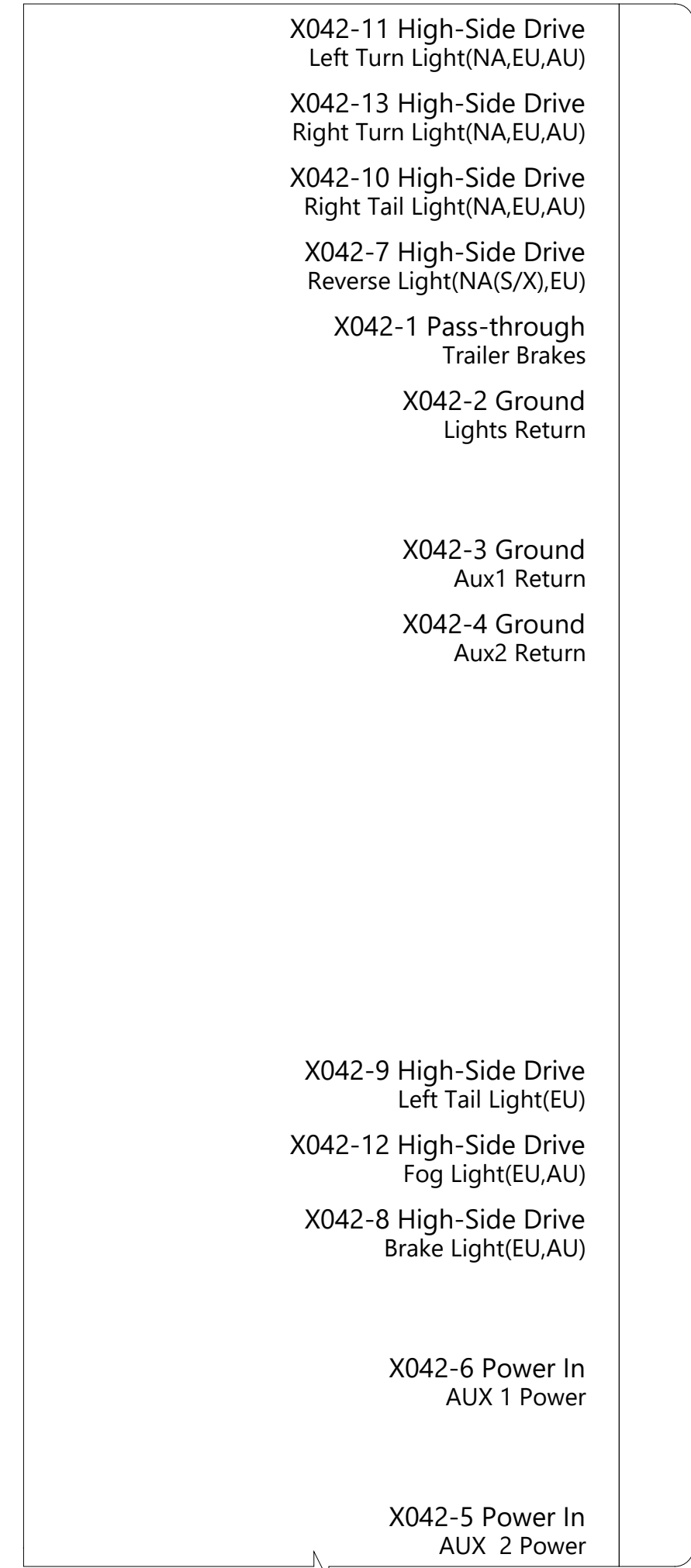
PART NAME
Steering

PART NUMBER	REV	SHEET	SIZE
	1	53 OF 55	A0

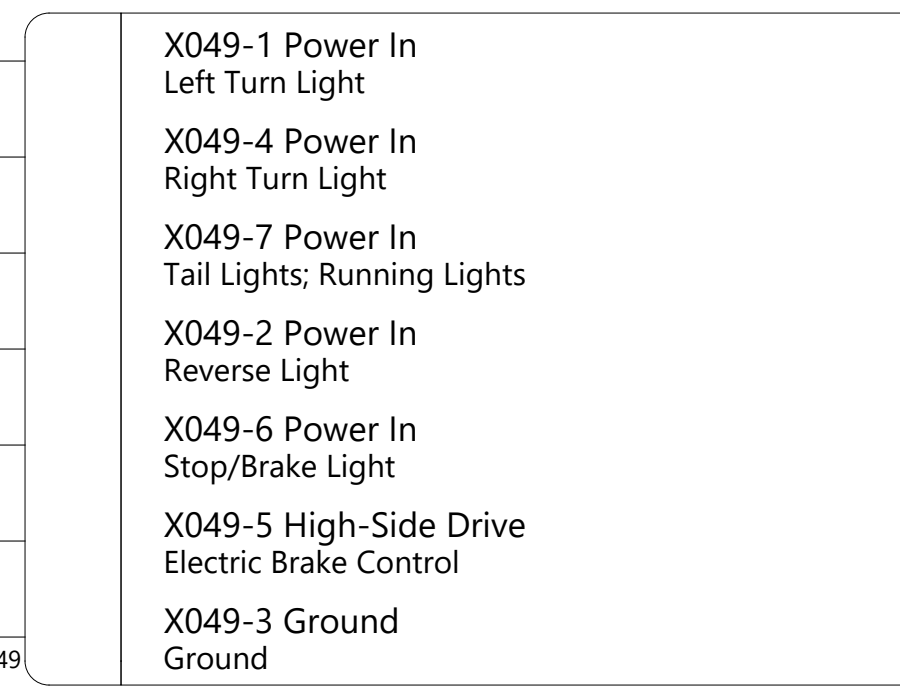
Body Controller Left
A,D,J,W X036 X030A X030B X031 X039 X037 X033A X033B X032 X035 X038



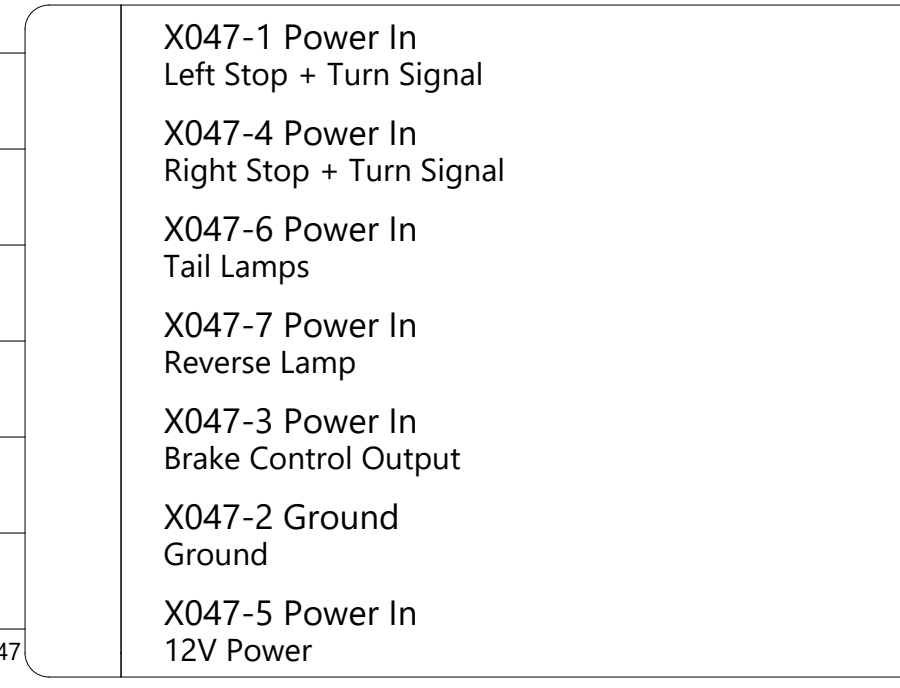
Trailer Light Controller
Trailer Jumper



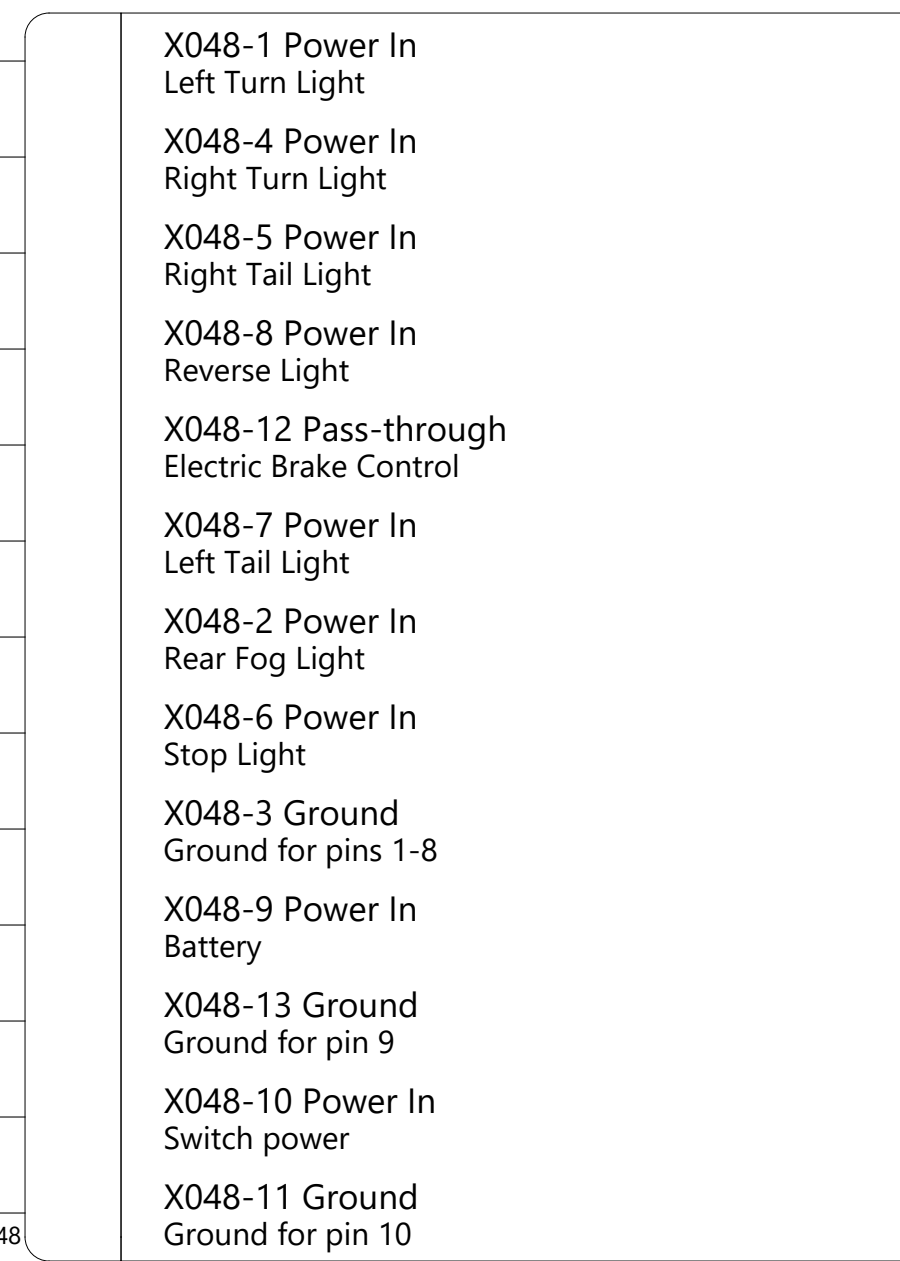
REAU
Trailer Socket, AUS
Trailer Jumper



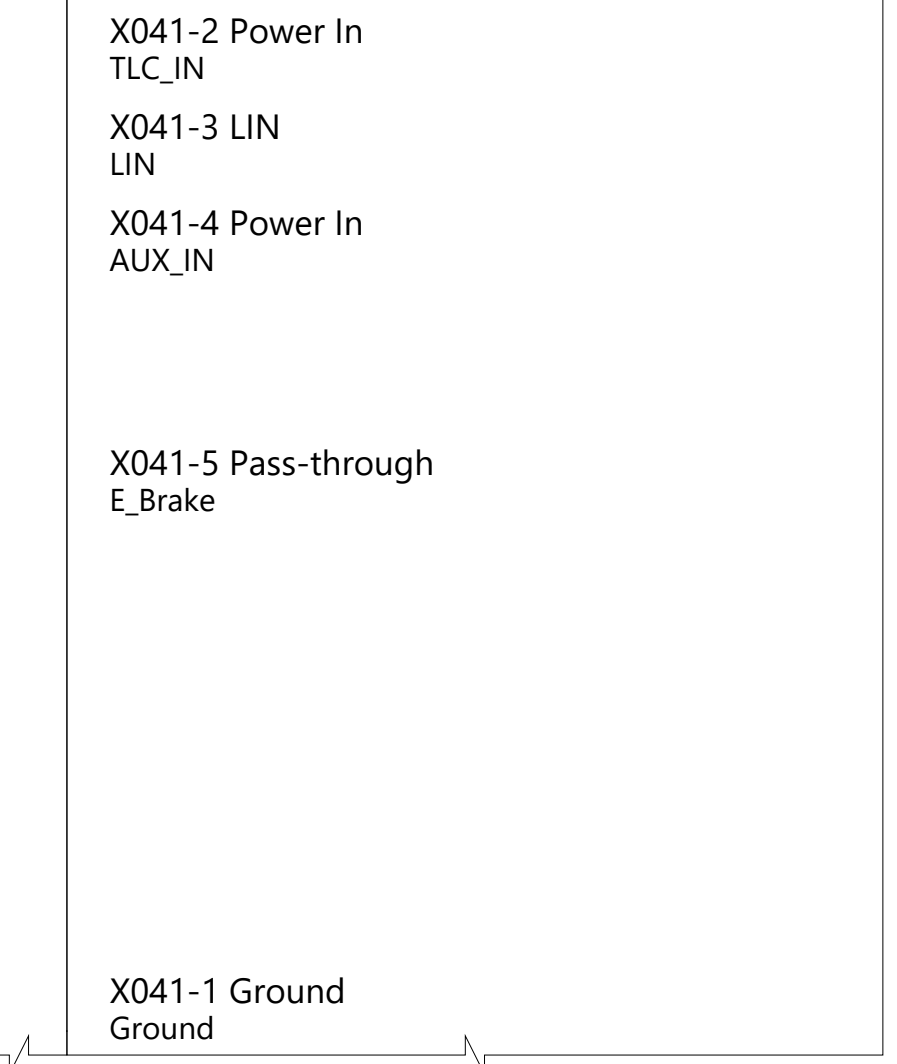
RENA
Trailer Socket, NA
Trailer Jumper



REEU
Trailer Socket, EU
Trailer Jumper

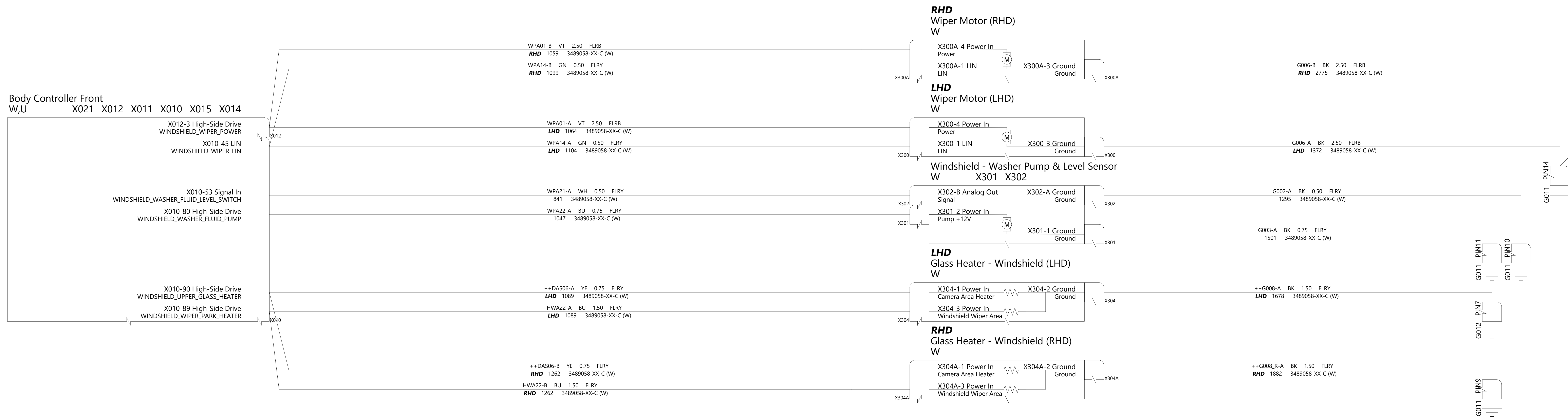


Trailer Light Controller
Trailer Jumper



THE INFORMATION CONTAINED HEREIN IS DEEMED TO BE CONFIDENTIAL, PROPRIETARY, AND A TRADE SECRET OF TESLA MOTORS. THIS INFORMATION MAY NOT BE USED, REPRODUCED, OR DISCLOSED AS THE DIRECT OR INDIRECT BASIS FOR THE DEVELOPMENT, MANUFACTURE, OR SALE OF PROCESSES OR PRODUCTS WITHOUT THE EXPRESSED WRITTEN CONSENT OF TESLA MOTORS.

DRAWN	CHECKED	APPROVED
MATERIAL AS SPECIFIED	FINISHING AS SPECIFIED	SCALE NONE
PART NAME Towing		
PART NUMBER	REV	SHEET
	1	54 OF 55
		SIZE A0



TESLA

THE INFORMATION CONTAINED HEREIN IS DEEMED TO BE CONFIDENTIAL, PROPRIETARY, AND A TRADE SECRET OF TESLA MOTORS. THIS INFORMATION MAY NOT BE USED, REPRODUCED, OR DISCLOSED AS THE DIRECT OR INDIRECT BASIS FOR THE DEVELOPMENT, MANUFACTURE, OR SALE OF PROCESSES OR PRODUCTS WITHOUT THE EXPRESSED WRITTEN CONSENT OF TESLA MOTORS.

DRAWN	CHECKED	APPROVED
MATERIAL AS SPECIFIED	FINISHING AS SPECIFIED	SCALE NONE
PART NAME Windshield Wiper/Washer/Heater		
PART NUMBER	REV	SHEET
	1	55 of 55
		SIZE A0