

Section	DESCRIPTION
1	Table of Contents and Legend
2	Change History
3	Audio System Wiring (all options)
5	Antenna connections
6	Infotainment non-Antenna connections
7	MCU/Infotainment vehicle interfaces
8	Security, Passive Entry, Horns
9	Chassis - Stability and ABS, park brake
10	Chassis - Power Steering and Steering wheel controls
11	Chassis - Air suspension system
12	Body - Door / Window Controls, Left Side
14	Body - Door / Window Controls, Right Side
16	Powertrain - HV Battery and Chargers
17	Body - Exterior Lights, Front
18	Body - Exterior Lights, Rear, including Tailgate
19	Body - Front Cargo Hatch
20	Body - Rear Cargo Hatch / Power Liftgate
21	HVAC - Foundation, Controller, Sensors, Valves, Pumps, Solenoids and Inlet Louvers
22	HVAC - Cabin Functions
23	HVAC - Cold Weather Package Content
24	Powertrain - HVIL, and High Voltage architecture
25	Body - Wiper/Washer System
26	Passive Safety Restraints System
27	Body - Powered Sunroof
28	Powertrain - Drive Inverter, Accelerator Pedal
29	Body - LF Seat Vehicle Interface + Driver Seat Wiring + Seat Heaters
30	Body - RF Seat Vehicle Interface + Passenger Seat Wiring
31	Body - Side and Rear-View Mirrors
32	Body - Interior Lighting
33	Parking System including Rear View
34	Advanced Safety - Blind Zone and Forward Camera, Front Radar
35	Chassis CAN Network
36	Body CAN Network
37	Body Fault-Tolerant CAN Network
38	PowerTrain CAN Network
39	Diagnostic Connections
40	12V Power Distribution
42	Ground Distribution
43	Layout and Function of Fuse/Relay Boxes

Abbreviation	Meaning
LF	Left Front
RF	Right Front
LR	Left Rear
RR	Right Rear
MF	Middle Front

Designator	Meaning
LFDHC	LF Door Harness Connector
LRDHC	LR Door Harness Connector
RFDHC	RF Door Harness Connector
RRDHC	RR Door Harness Connector
GDHC	Gate Harness Connector
CCHC	Center Console Harness Connector
IPHC(L/R)	Instrument Panel Harness Connector (Left/Right)
RSFHC	Rear Subframe harness connector
WW%	Wire-to-wire %-to-from-to designator

Designator	Meaning
A	Front Harness, Right Side
B	Body Harness, Right Floor
C	Center Console
D	Driver (LF) Door Harness
E	Sunroof Subsystem Harness
F	Front Bumper Harness
G	Rear Bumper Harness
H	High Voltage Wiring (for reference only)
J	Instrument Panel (Dashboard) Harness
K	Headliner
L	Front End Module
M	Main Harness, Lower IP and Left Floor
N	Front Harness, Right Side
P	Front Passenger (RF) Door Harness
Q	Front Harness, Left side
R	LR Door Harness
S	RR Door Harness
T	Tailgate Harness - Right
U	Tailgate Harness - Left
V	HVAC Unit Subharness (part of assembly)
W	Steering Wheel Harness (from Clockspring out)
X	Rear subframe subharness
Y	tbody
Z	Single Cables - Each circuit is a separate assembly

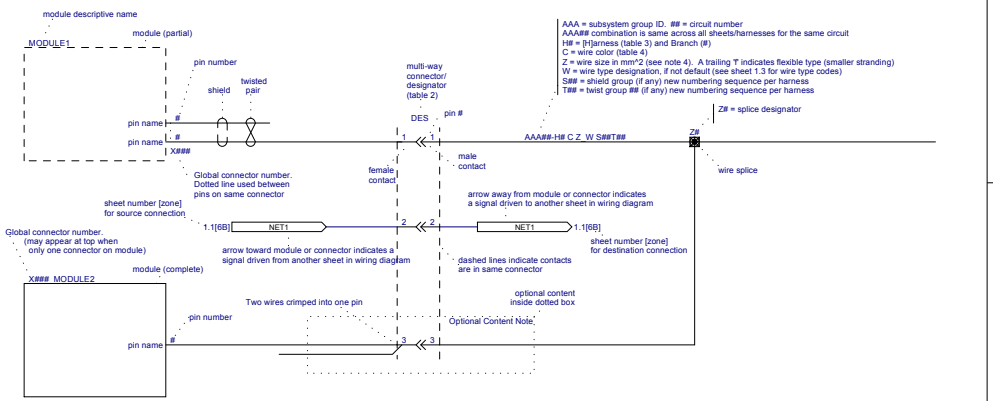
Designator	Color	Meaning
BK	Black	coax-center
BR	Brown	coax-shield
DB	Dark Blue	-
DG	Dark Green	-
DY	Gray	-
LB	Light Blue	-
LG	Light Green	-
OR	Orange	-
PK	Pink	-
VT	Violet (Purple)	-
RD	Red	-
TN	Tan	-
WT	White	-
YL	Yellow	-
NA	coax-center	-
SH	coax-shield	-

Striped wires are indicated by base-color code "\*" then stripe color code.  
 "BR-BK" indicates a brown wire with a black stripe.

Designator	Meaning
TWP	SAE J1128 TWP - thin-wall 105C rated
STX	SAE J1127 STX - thin-wall 125C rated
J	flexible type (add to any type) = small strand
CAVS	JASO D-611 CAVS specification wire, 85C
TXL	SAE J1128 TXL - thin-wall 125C rated
SGX	SAE J1127 SGX - general purpose 125C rated
RFXFA	SAE J1128 TXL-F thin-wall high-flex 125C rated

- General Notes:**
- Switches (Relays) are shown in their inactive (de-energized) state.
  - Splices may be split across pages for visual clarity with respect to the function displayed on the particular page.
  - Some connectors are split across multiple pages for clarity. There is no overall reference in this document for the signals routed to a specific connector.
  - Wire sizes are specified in mm<sup>2</sup> cross-sectional area (CSA) per SAE 1127/8.
 

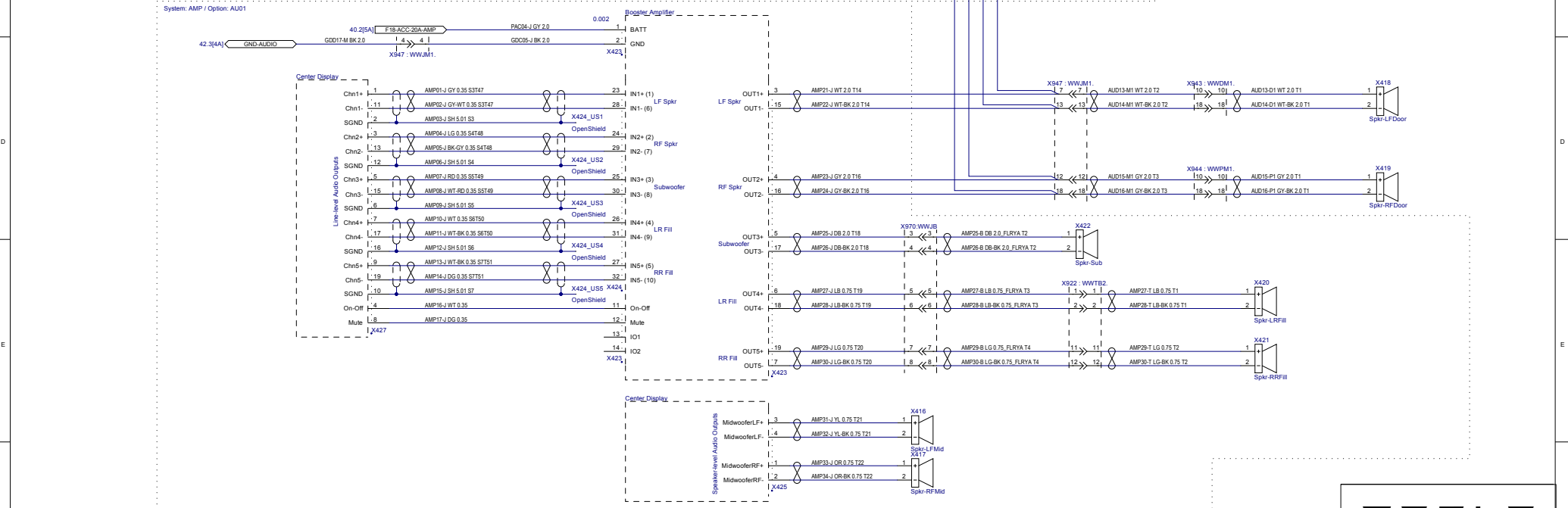
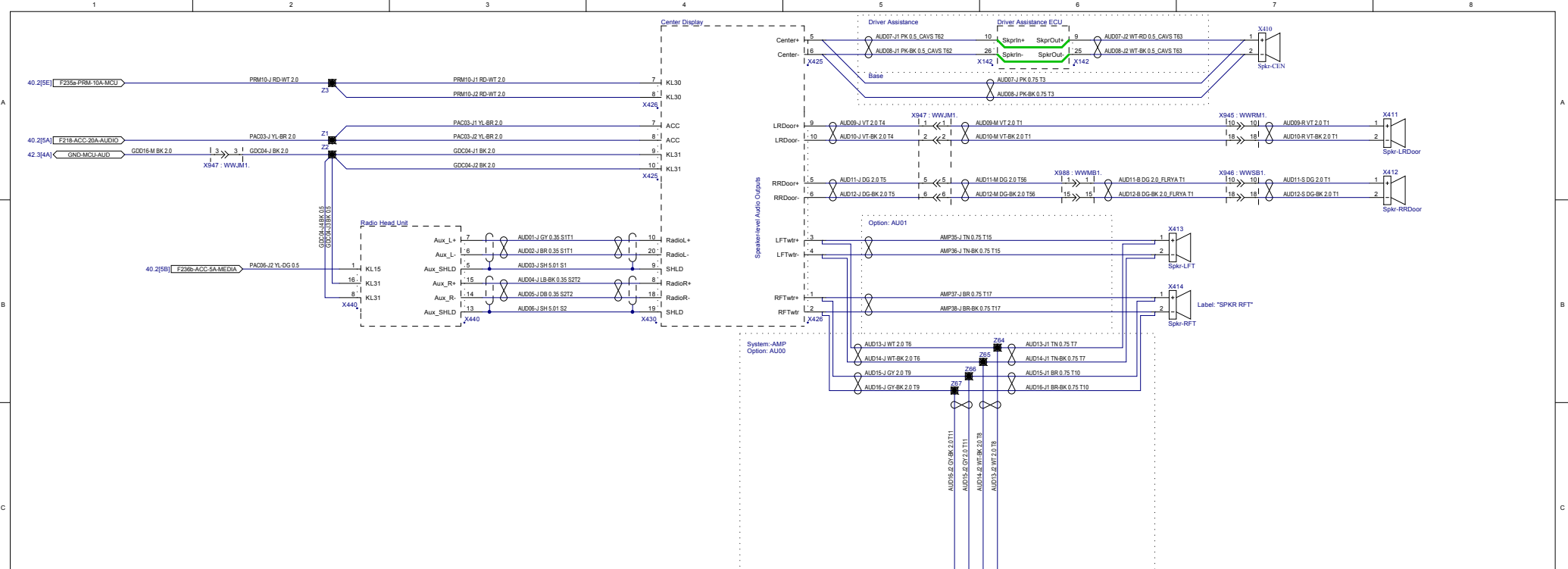
Size Shown	Wire Specification Usage	Size Shown	Wire Specification Usage
0.22	SAE 0.22 / 24AWG	5.0	SAE 5.0 / 10AWG
0.35	SAE 0.35 / 22AWG	8.0	SAE 8.0 / 8AWG
0.5	SAE 0.5 / 20 AWG	13.0	SAE 13.0 / 6AWG
0.75	SAE 0.8 / 18AWG	20.0	SAE 19.0 / 4AWG
1.0	SAE 1.0 / 16AWG	32.0	SAE 32.0 / 2AWG
2.0	SAE 2.0 / 14AWG	40.0	SAE 40.0 / 1AWG
3.0	SAE 3.0 / 12AWG	60.0	SAE 60.0 / 10AWG
  - Wire specification: 60V, thin-wall PVC (SAE TWP type or equivalent), unless otherwise specified in wire label. Default wire type to be rated 60VDC/25VAC and -40C to 105C operating temperature. See sheet 43 for further details and to correlate specific cabling types to harness application. Twisted pairs may be manufactured of above wire by harness manufacturer.  
 P=30mm +/-5mm for CSA<=1.0  
 P=20mm +/-5mm for CSA>1.0  
 PRMT | PARAM | Wire Type | Default | TWP
  - Unless otherwise specified, terminal plating is to be Tin or Pre-Tin.
  - For connectors with multiple instances of the same wire color in a similar or the same size, the terminal may not be inserted into the exact cavity specified. This applies only to joint connectors in the GR## range or XT00-XT99 range, where the wires are connected together internally by the joint connector.
  - Inline connector gender specification is based on the terminal type.  
 Inline connectors with "M" suffix have male, lab or pin terminals.  
 Inline connectors with "F" suffix have female, receptacle or socket terminals.



**TESLA**

PROJECT NAME: 2015 Model S Wiring: LHD PHASE: SOP7  
 SHEET NAME: Table of Contents  
 ITEM NO: 1004573-00-E REVISION: 15 DATE: 10/19/2015  
 DO NOT SCALE DRAWING SHEET 1.1

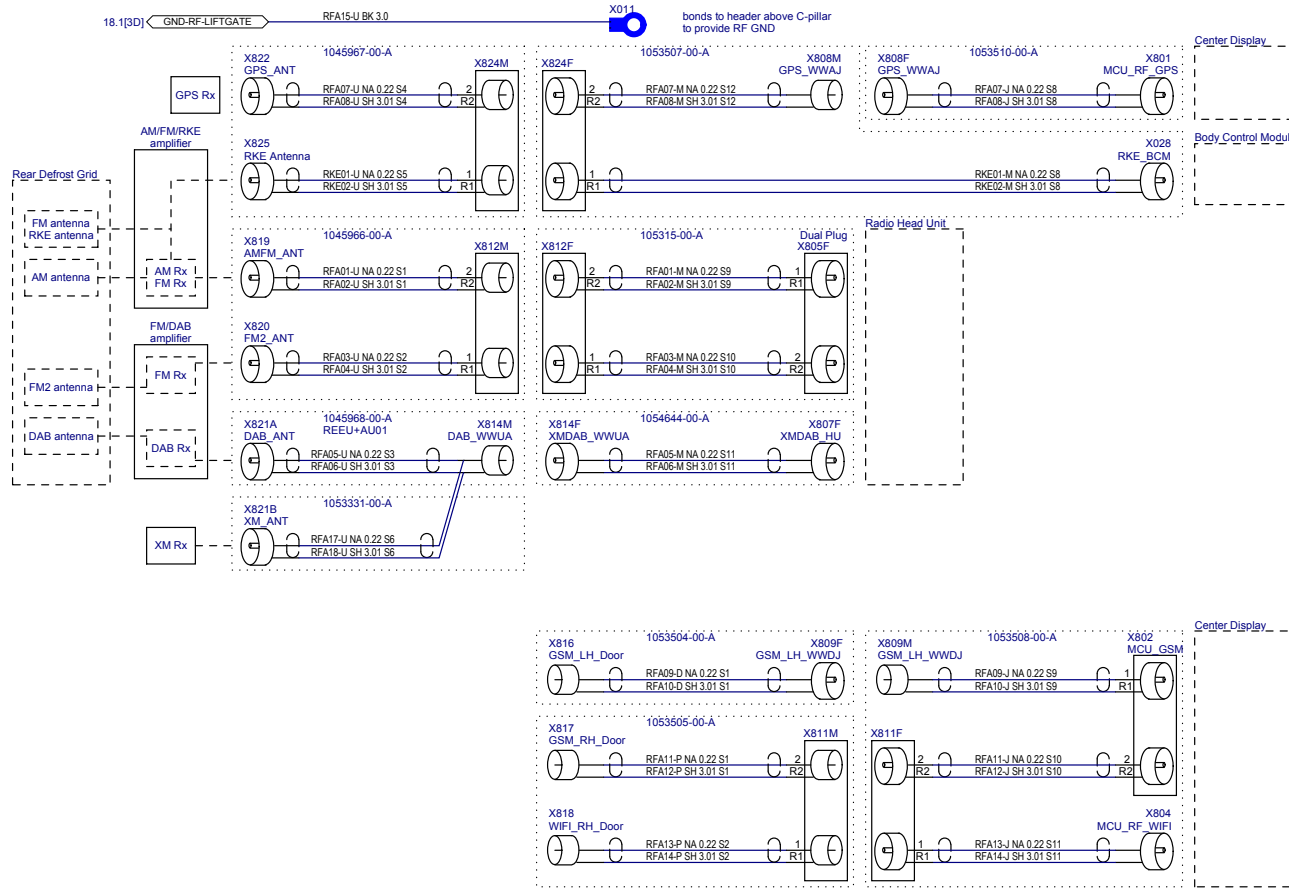
THE INFORMATION CONTAINED HEREIN IS DEEMED TO BE CONFIDENTIAL, PROPRIETARY, AND A TRADE SECRET OF TESLA MOTORS. THIS INFORMATION MAY NOT BE USED, REPRODUCED, OR DISCLOSED AS THE DIRECT OR INDIRECT BASIS FOR THE DEVELOPMENT, MANUFACTURE, OR SALE OF PROCESSES OR PRODUCTS WITHOUT THE EXPRESSED WRITTEN CONSENT OF TESLA MOTORS.



**TESLA**

PROJECT NAME: 2015 Model S Wiring: LHD	PHASE: SOP7
SHEET NAME: Audio Wiring - Premium, Base Level Comp	
ITEM NO: 1004573-00-E	REVISION: 15
DATE: 8/11/2015	
<b>DO NOT SCALE DRAWING SHEET 3.1</b>	

THE INFORMATION CONTAINED HEREIN IS DEEMED TO BE CONFIDENTIAL, PROPRIETARY, AND A TRADE SECRET OF TESLA MOTORS. THIS INFORMATION MAY NOT BE USED, REPRODUCED, OR DISCLOSED AS THE DIRECT OR INDIRECT BASIS FOR THE DEVELOPMENT, MANUFACTURE, OR SALE OF PROCESSES OR PRODUCTS WITHOUT THE EXPRESSED WRITTEN CONSENT OF TESLA MOTORS.



# TESLA

PROJECT NAME: 2015 Model S Wiring: LHD PHASE: SOP7

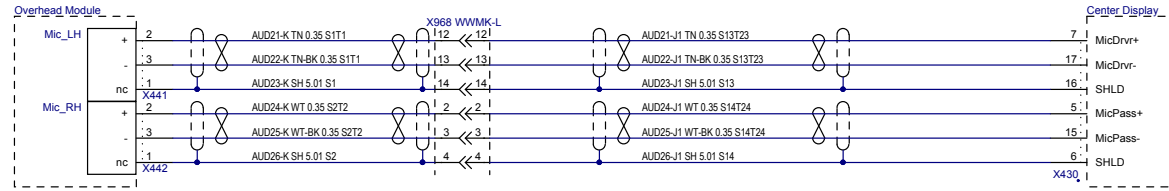
SHEET NAME: Antenna Connections

ITEM NO: 1004573-00-E REVISION: 15 DATE: 4/10/2015

DO NOT SCALE DRAWING SHEET 5.1

THE INFORMATION CONTAINED HEREIN IS DEEMED TO BE CONFIDENTIAL, PROPRIETARY, AND A TRADE SECRET OF TESLA MOTORS. THIS INFORMATION MAY NOT BE USED, REPRODUCED, OR DISCLOSED AS THE DIRECT OR INDIRECT BASIS FOR THE DEVELOPMENT, MANUFACTURE, OR SALE OF PROCESSES OR PRODUCTS WITHOUT THE EXPRESSED WRITTEN CONSENT OF TESLA MOTORS.

X430, X441, X442, X968, X900 UNSEALED shield terminations



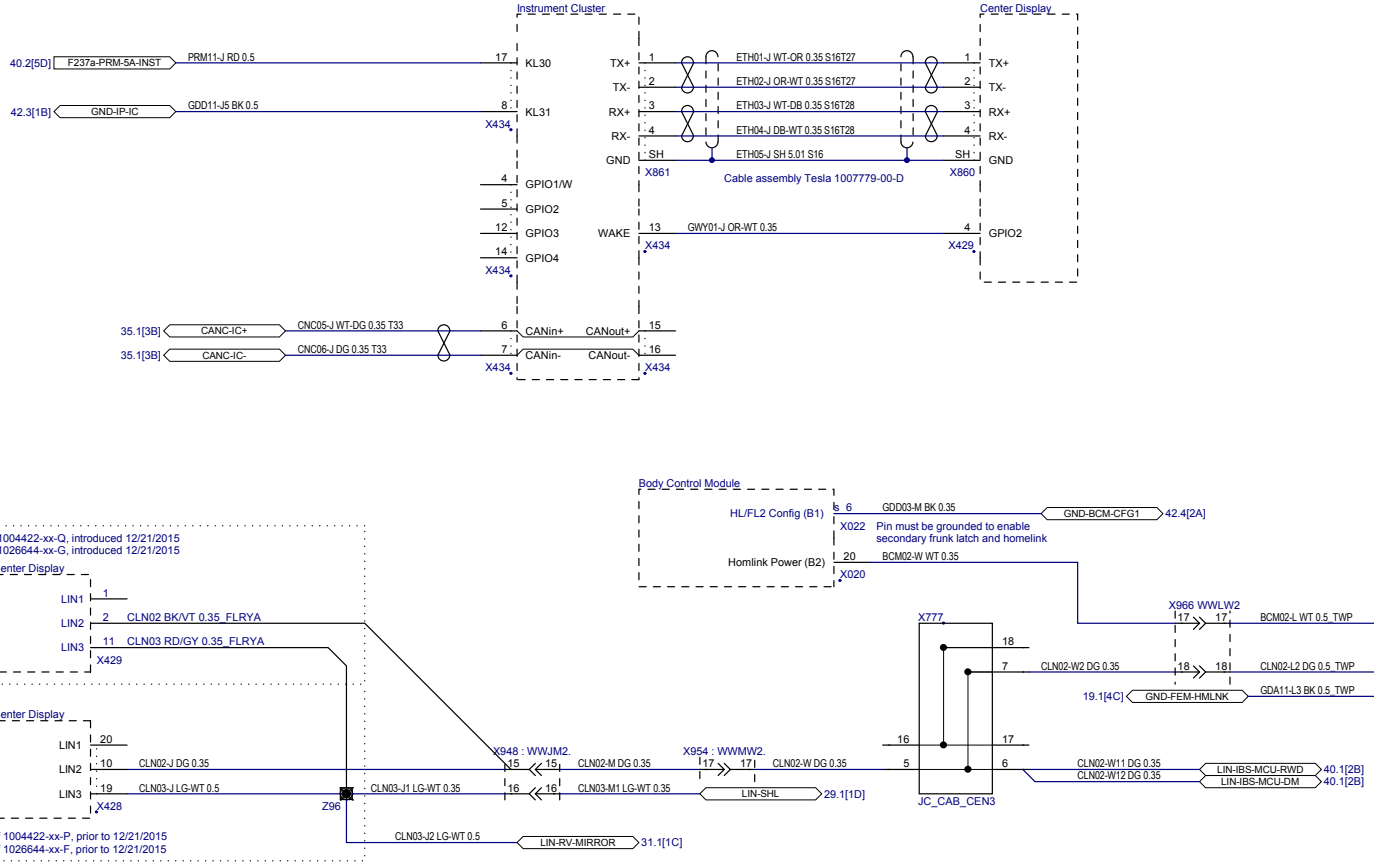
PROJECT NAME: 2015 Model S Wiring: LHD PHASE: SOP7

SHEET NAME: Center Display - Microphone and USB

ITEM NO: 1004573-00-E REVISION: 15 DATE: 3/13/2015

DO NOT SCALE DRAWING SHEET 6.1

THE INFORMATION CONTAINED HEREIN IS DEEMED TO BE CONFIDENTIAL, PROPRIETARY, AND A TRADE SECRET OF TESLA MOTORS. THIS INFORMATION MAY NOT BE USED, REPRODUCED, OR DISCLOSED AS THE DIRECT OR INDIRECT BASIS FOR THE DEVELOPMENT, MANUFACTURE, OR SALE OF PROCESSES OR PRODUCTS WITHOUT THE EXPRESSED WRITTEN CONSENT OF TESLA MOTORS.



Part of 1004422-xx-Q, introduced 12/21/2015  
 Part of 1028644-xx-G, introduced 12/21/2015

Center\_Display  
 LIN1 1  
 LIN2 2 CLN02 BK/VT 0.35 FLRYA  
 LIN3 11 CLN03 RD/GY 0.35 FLRYA  
 X429

Center\_Display  
 LIN1 20  
 LIN2 10 CLN02-J DG 0.35  
 LIN3 19 CLN03-J LG-WT 0.5  
 X428

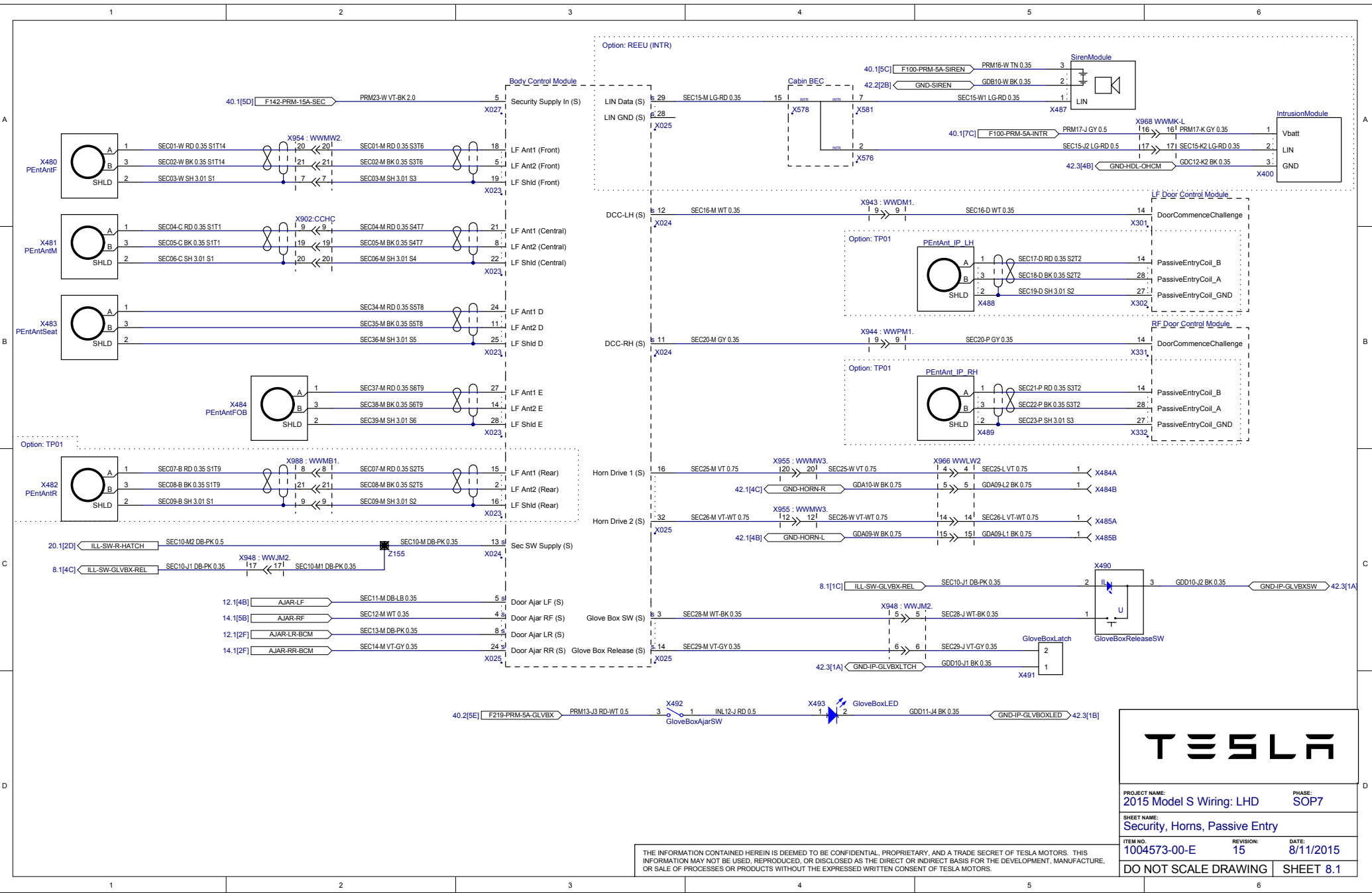
Part of 1004422-xx-P, prior to 12/21/2015  
 Part of 1028644-xx-F, prior to 12/21/2015

Center\_Display  
 LIN1 20  
 LIN2 10 CLN02-J DG 0.35  
 LIN3 19 CLN03-J LG-WT 0.5  
 X428



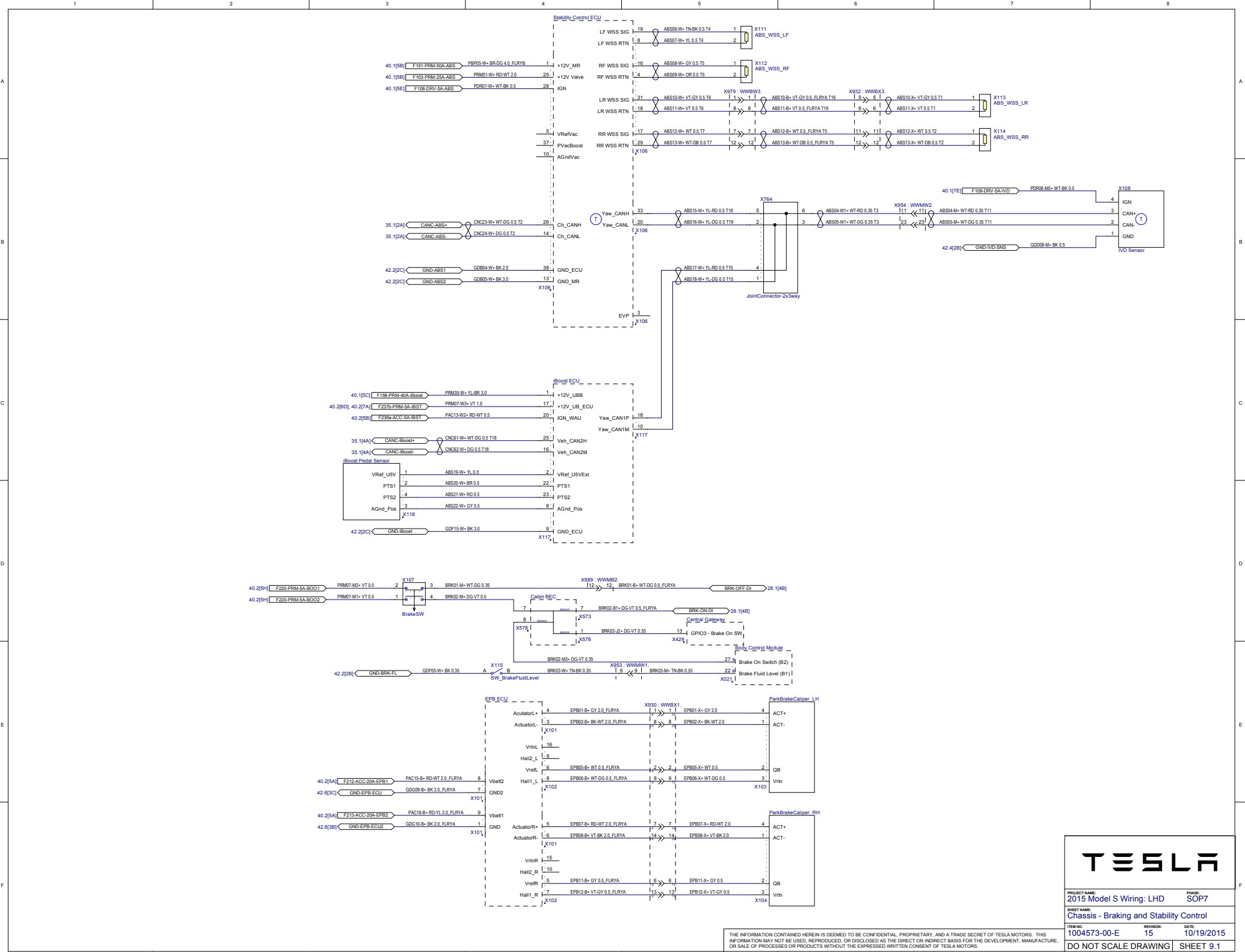
PROJECT NAME: <b>2015 Model S Wiring: LHD</b>	PHASE: <b>SOP7</b>
SHEET NAME: <b>Center Disp. - Inst. Cluster and LIN Interface</b>	
ITEM NO: <b>1004573-00-E</b>	DATE: <b>4/6/2016</b>
REVISION: <b>15</b>	
<b>DO NOT SCALE DRAWING</b>	<b>SHEET 7.1</b>

THE INFORMATION CONTAINED HEREIN IS DEEMED TO BE CONFIDENTIAL, PROPRIETARY, AND A TRADE SECRET OF TESLA MOTORS. THIS INFORMATION MAY NOT BE USED, REPRODUCED, OR DISCLOSED AS THE DIRECT OR INDIRECT BASIS FOR THE DEVELOPMENT, MANUFACTURE, OR SALE OF PROCESSES OR PRODUCTS WITHOUT THE EXPRESSED WRITTEN CONSENT OF TESLA MOTORS.



PROJECT NAME: <b>2015 Model S Wiring: LHD</b>	PHASE: <b>SOP7</b>
SHEET NAME: <b>Security, Horns, Passive Entry</b>	
ITEM NO: <b>1004573-00-E</b>	REVISION: <b>15</b>
	DATE: <b>8/11/2015</b>
<b>DO NOT SCALE DRAWING</b>	<b>SHEET 8.1</b>

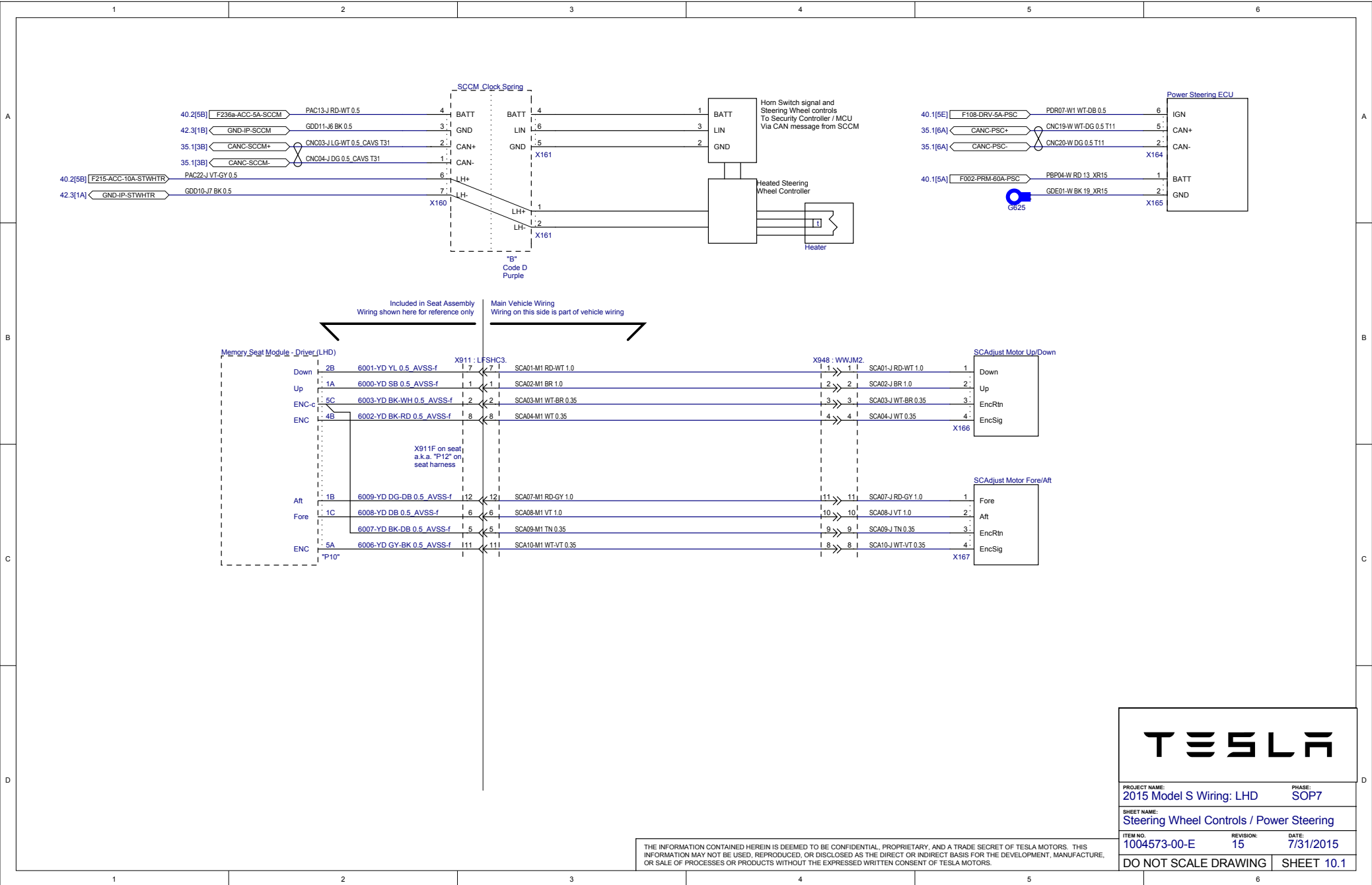
THE INFORMATION CONTAINED HEREIN IS DEEMED TO BE CONFIDENTIAL, PROPRIETARY, AND A TRADE SECRET OF TESLA MOTORS. THIS INFORMATION MAY NOT BE USED, REPRODUCED, OR DISCLOSED AS THE DIRECT OR INDIRECT BASIS FOR THE DEVELOPMENT, MANUFACTURE, OR SALE OF PROCESSES OR PRODUCTS WITHOUT THE EXPRESSED WRITTEN CONSENT OF TESLA MOTORS.



**TESLA**

PROJECT NAME: 2015 Model S Wiring: LHD	PHASE: SOP7
SHEET NAME: Chassis - Braking and Stability Control	
ITEM NO: 1004573-00-E	REVISION: 15
DATE: 10/19/2015	
DO NOT SCALE DRAWING	SHEET 9.1

THE INFORMATION CONTAINED HEREIN IS DEEMED TO BE CONFIDENTIAL, PROPRIETARY, AND A TRADE SECRET OF TESLA MOTORS. THIS INFORMATION MAY NOT BE USED, REPRODUCED, OR DISCLOSED AS THE DIRECT OR INDIRECT BASIS FOR THE DEVELOPMENT, MANUFACTURE, OR SALE OF PROCESSES OR PRODUCTS WITHOUT THE EXPRESSED WRITTEN CONSENT OF TESLA MOTORS.



**TESLA**

PROJECT NAME: 2015 Model S Wiring: LHD PHASE: SOP7

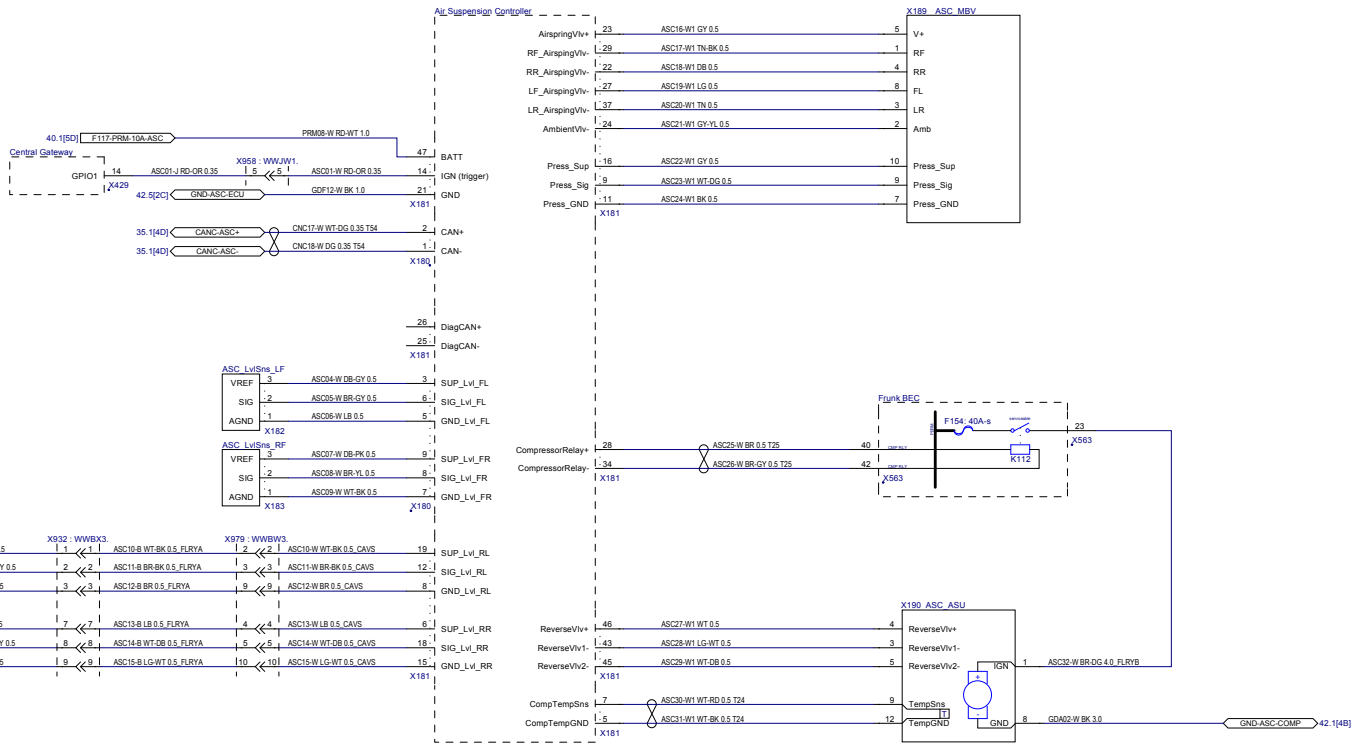
SHEET NAME: Steering Wheel Controls / Power Steering

ITEM NO: 1004573-00-E REVISION: 15 DATE: 7/31/2015

DO NOT SCALE DRAWING SHEET 10.1

THE INFORMATION CONTAINED HEREIN IS DEEMED TO BE CONFIDENTIAL, PROPRIETARY, AND A TRADE SECRET OF TESLA MOTORS. THIS INFORMATION MAY NOT BE USED, REPRODUCED, OR DISCLOSED AS THE DIRECT OR INDIRECT BASIS FOR THE DEVELOPMENT, MANUFACTURE, OR SALE OF PROCESSES OR PRODUCTS WITHOUT THE EXPRESSED WRITTEN CONSENT OF TESLA MOTORS.

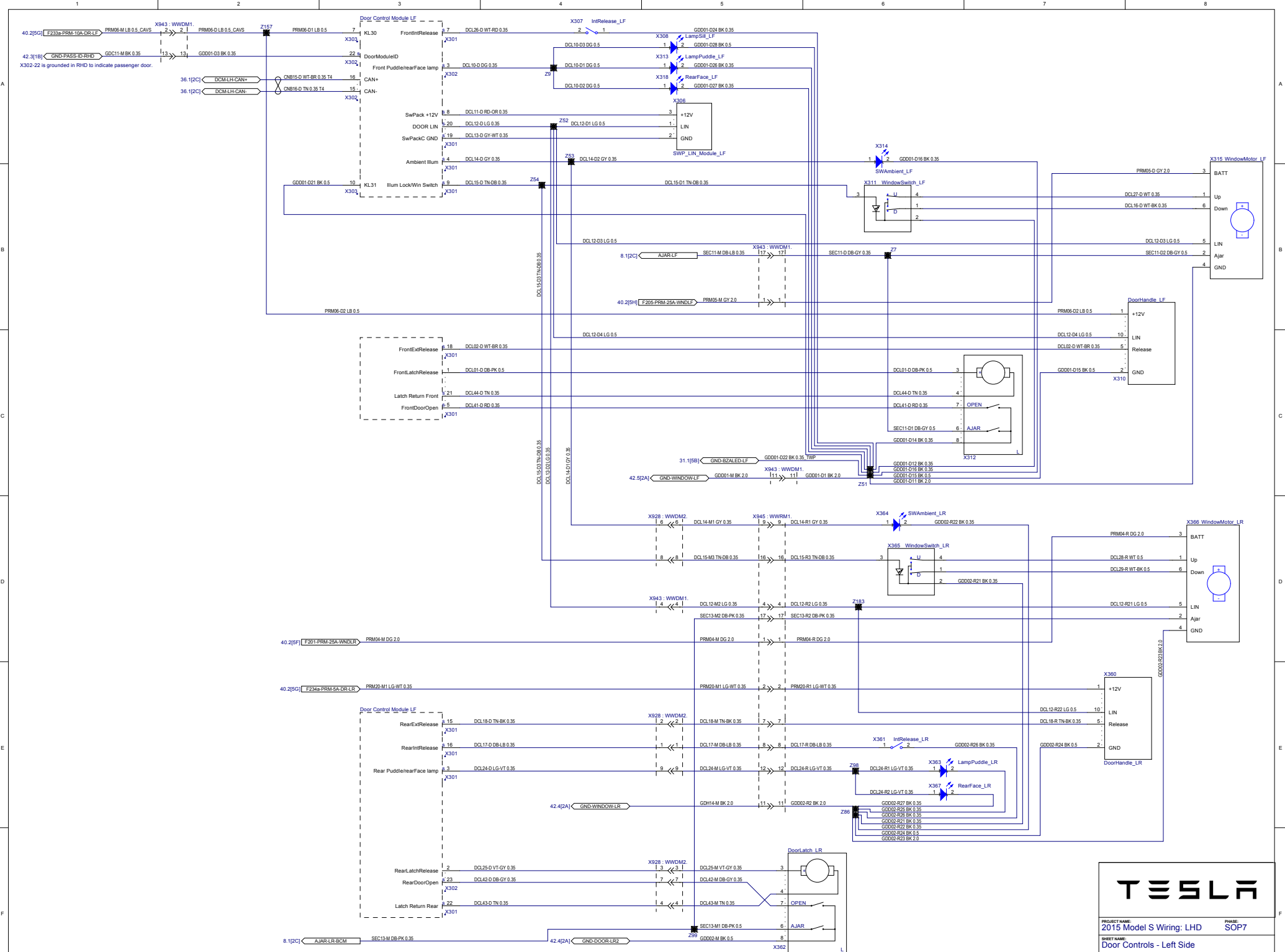




**TESLA**

PROJECT NAME: 2015 Model S Wiring: LHD	PHASE: SOP7
SHEET NAME: Chassis - Air Suspension Subsystem	
ITEM NO: 1004573-00-E	REVISION: 15
	DATE: 8/11/2015
<b>DO NOT SCALE DRAWING SHEET 11.1</b>	

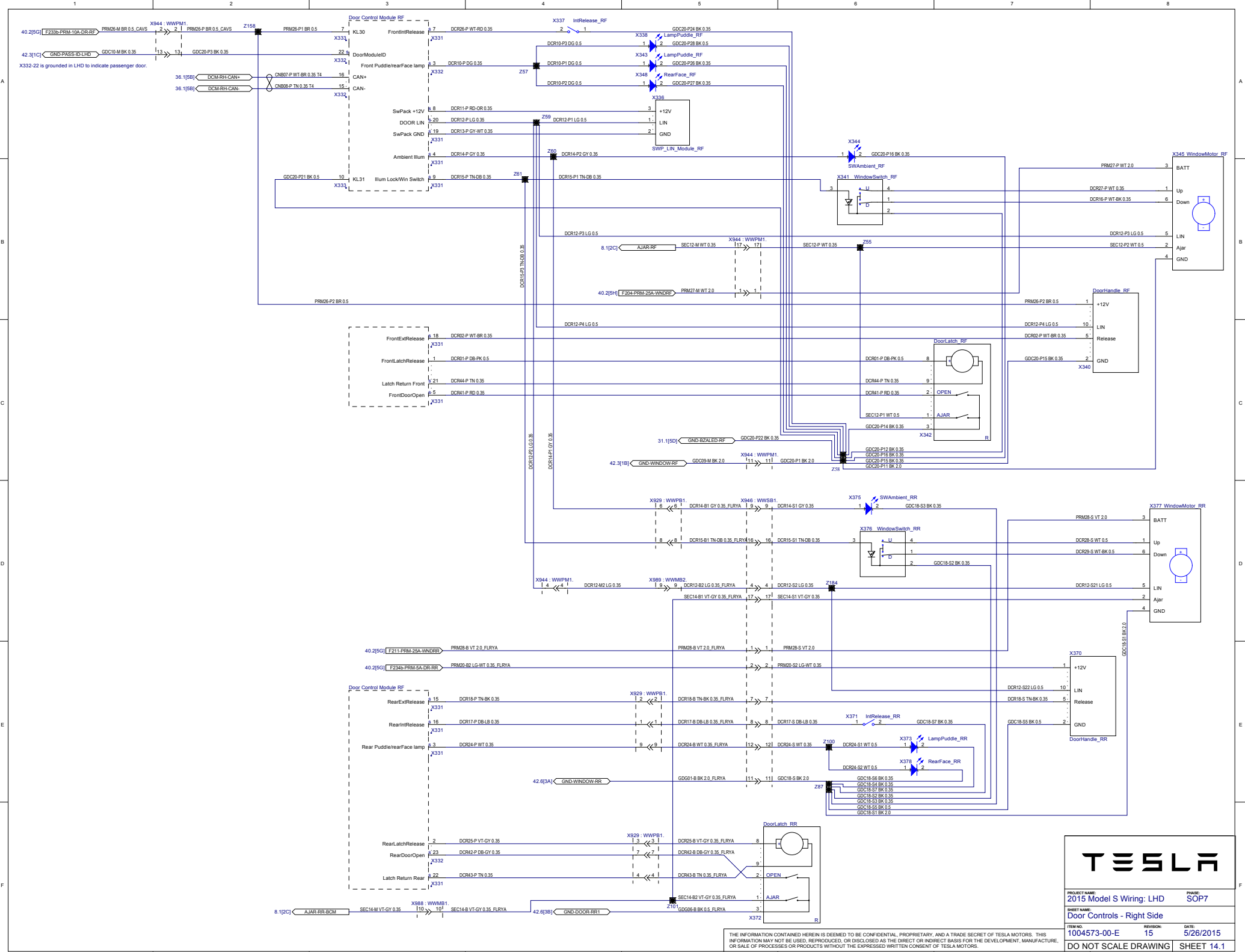
THE INFORMATION CONTAINED HEREIN IS DEEMED TO BE CONFIDENTIAL, PROPRIETARY, AND A TRADE SECRET OF TESLA MOTORS. THIS INFORMATION MAY NOT BE USED, REPRODUCED, OR DISCLOSED AS THE DIRECT OR INDIRECT BASIS FOR THE DEVELOPMENT, MANUFACTURE, OR SALE OF PROCESSES OR PRODUCTS WITHOUT THE EXPRESSED WRITTEN CONSENT OF TESLA MOTORS.



**TESLA**

PROJECT NAME: 2015 Model S Wiring: LHD		PHASE: SOP7
SHEET NAME: Door Controls - Left Side		REVISION: 15
ITEM NO: 1004573-00-E		DATE: 5/26/2015
<b>DO NOT SCALE DRAWING SHEET 12.1</b>		

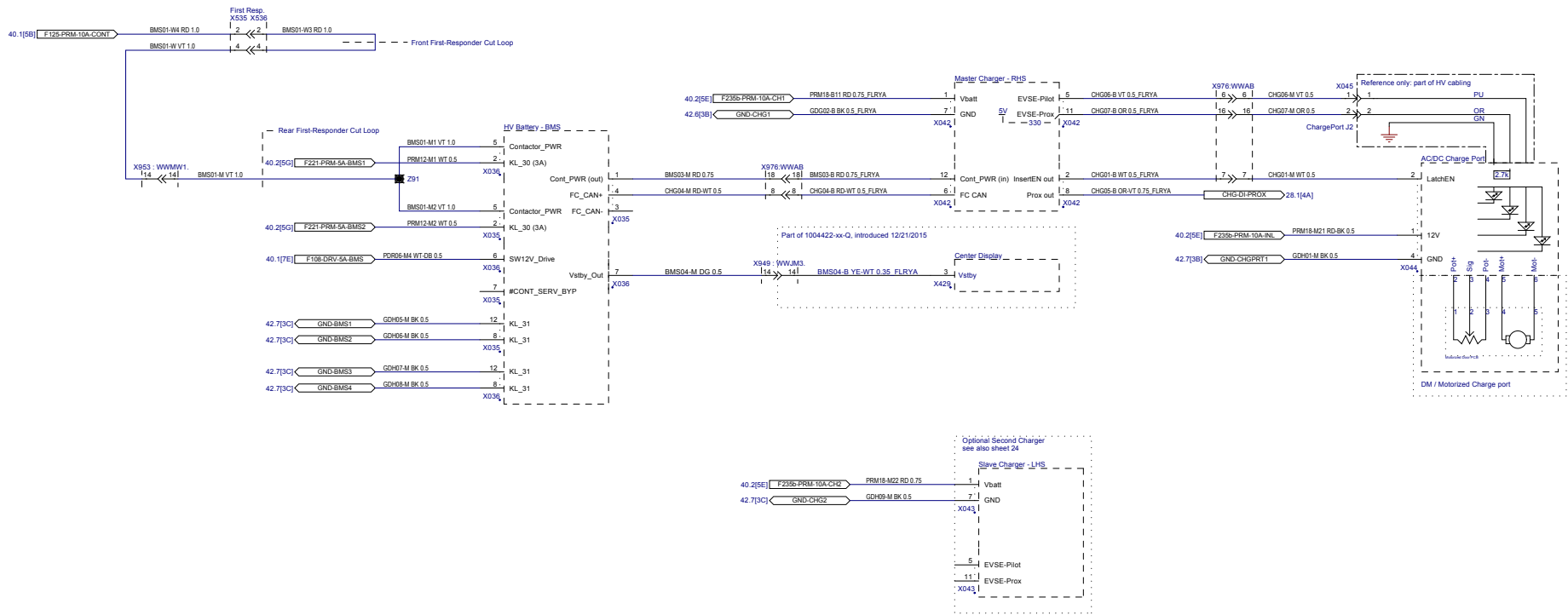
THE INFORMATION CONTAINED HEREIN IS DEEMED TO BE CONFIDENTIAL, PROPRIETARY, AND A TRADE SECRET OF TESLA MOTORS. THIS INFORMATION MAY NOT BE USED, REPRODUCED, OR DISCLOSED AS THE DIRECT OR INDIRECT BASIS FOR THE DEVELOPMENT, MANUFACTURE, OR SALE OF PROCESSES OR PRODUCTS WITHOUT THE EXPRESSED WRITTEN CONSENT OF TESLA MOTORS.



**TESLA**

PROJECT NAME:	2015 Model S Wiring: LHD	PHASE:	SOP7
SHEET NAME:	Door Controls - Right Side		
ITEM NO:	1004573-00-E	REVISION:	15
DATE:	5/26/2015		
<b>DO NOT SCALE DRAWING</b>		<b>SHEET 14.1</b>	

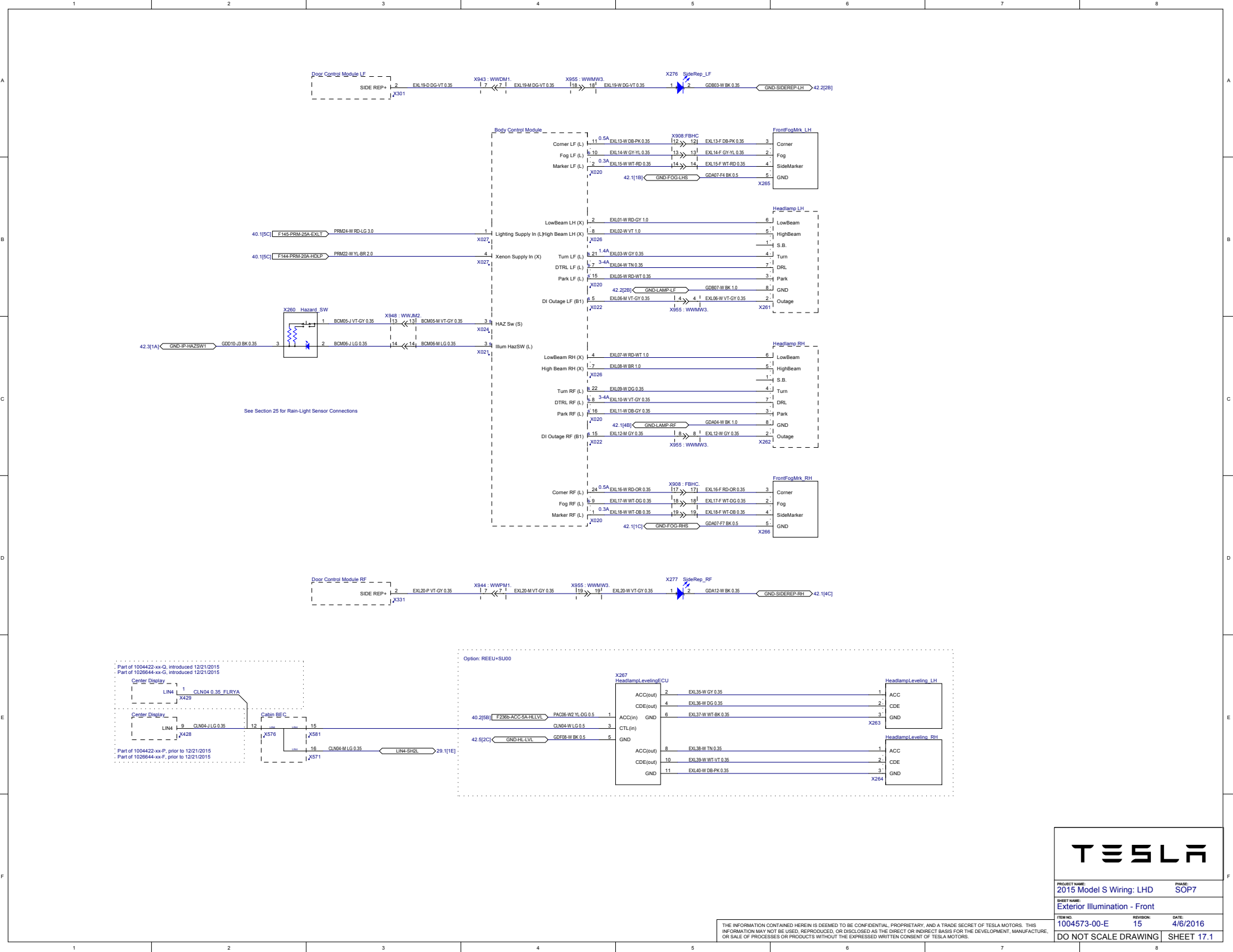
THE INFORMATION CONTAINED HEREIN IS DEEMED TO BE CONFIDENTIAL, PROPRIETARY, AND A TRADE SECRET OF TESLA MOTORS. THIS INFORMATION MAY NOT BE USED, REPRODUCED, OR DISCLOSED AS THE DIRECT OR INDIRECT BASIS FOR THE DEVELOPMENT, MANUFACTURE, OR SALE OF PROCESSES OR PRODUCTS WITHOUT THE EXPRESSED WRITTEN CONSENT OF TESLA MOTORS.



# TESLA

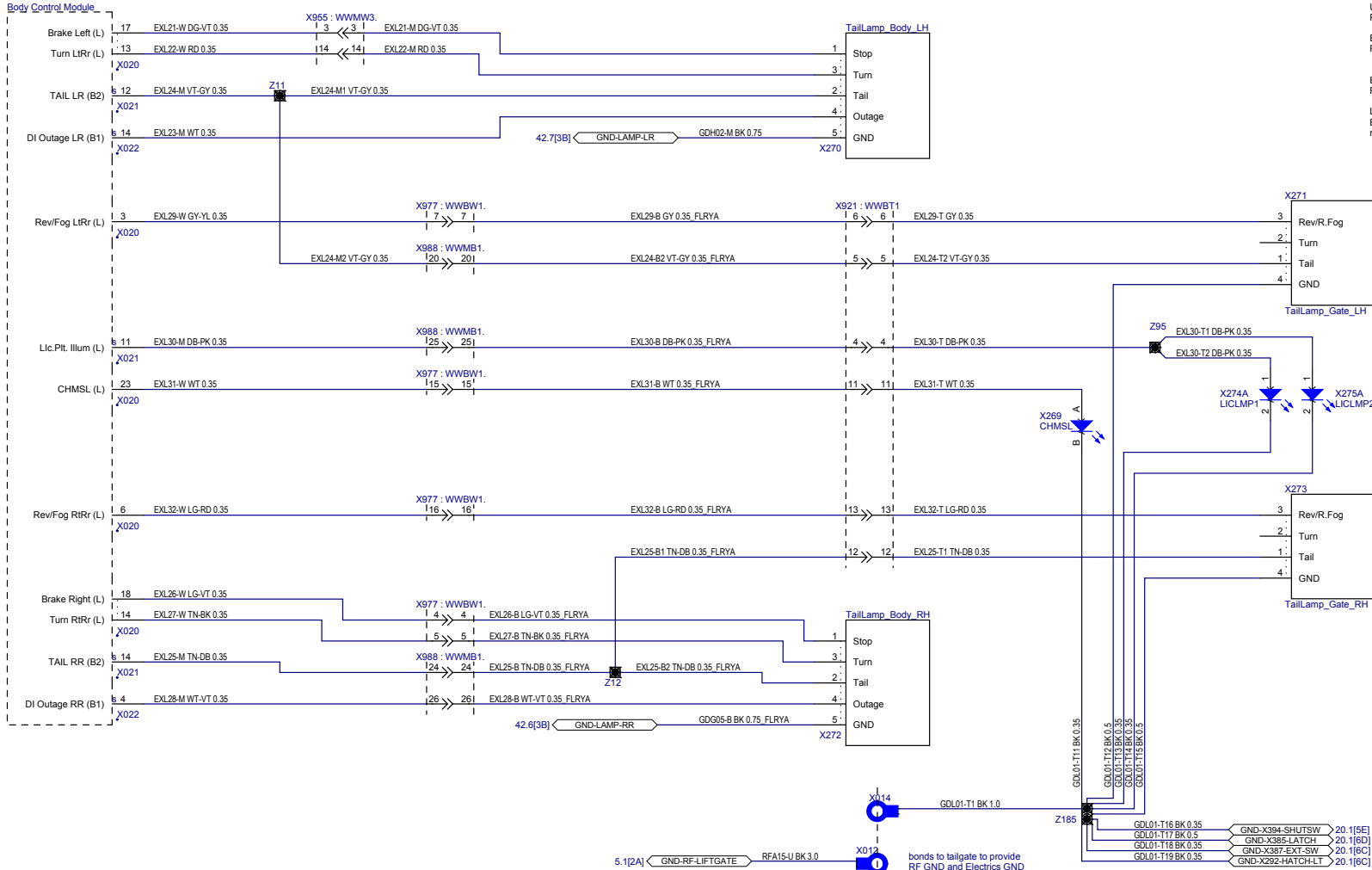
PROJECT NAME: 2015 Model S Wiring: LHD  
 PHASE: SOP7  
 SHEET NAME: Energy System - Charger Logic Connections  
 ITEM NO: 1004573-00-E  
 REVISION: 15  
 DATE: 4/6/2016  
 DO NOT SCALE DRAWING SHEET 16.1

THE INFORMATION CONTAINED HEREIN IS DEEMED TO BE CONFIDENTIAL, PROPRIETARY, AND A TRADE SECRET OF TESLA MOTORS. THIS INFORMATION MAY NOT BE USED, REPRODUCED, OR DISCLOSED AS THE DIRECT OR INDIRECT BASIS FOR THE DEVELOPMENT, MANUFACTURE, OR SALE OF PROCESSES OR PRODUCTS WITHOUT THE EXPRESSED WRITTEN CONSENT OF TESLA MOTORS.



PROJECT NAME: 2015 Model S Wiring: LHD	PHASE: SOP7
SHEET NAME: Exterior Illumination - Front	
ITEM NO: 1004573-00-E	REVISION: 15
DATE: 4/6/2016	
DO NOT SCALE DRAWING SHEET 17.1	

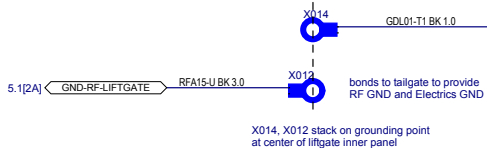
THE INFORMATION CONTAINED HEREIN IS DEEMED TO BE CONFIDENTIAL, PROPRIETARY, AND A TRADE SECRET OF TESLA MOTORS. THIS INFORMATION MAY NOT BE USED, REPRODUCED, OR DISCLOSED AS THE DIRECT OR INDIRECT BASIS FOR THE DEVELOPMENT, MANUFACTURE, OR SALE OF PROCESSES OR PRODUCTS WITHOUT THE EXPRESSED WRITTEN CONSENT OF TESLA MOTORS.



Tailgate Lamp configurations:

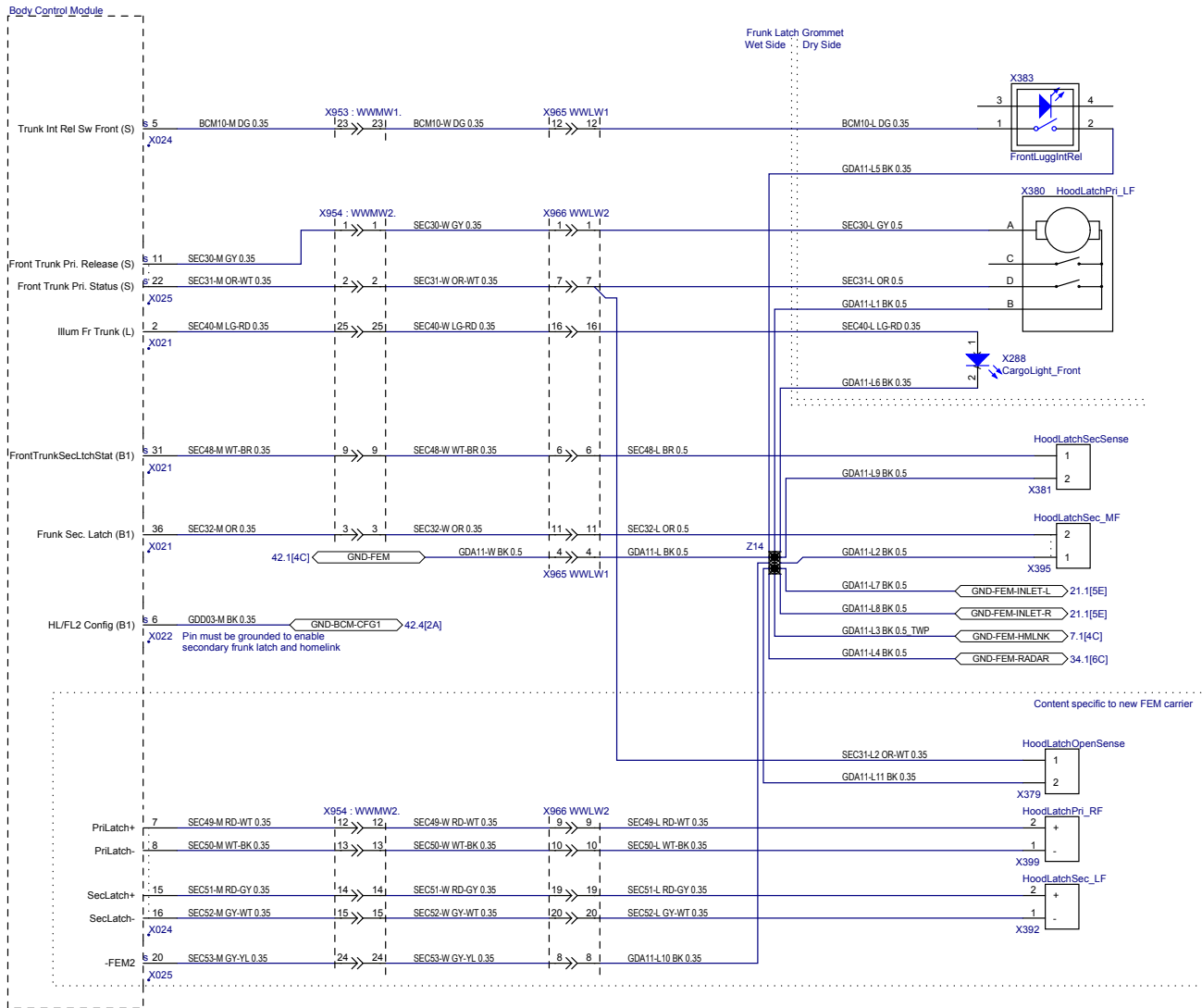
- US (federal): Rev/R.Fog element is a reverse lamp on both left and right.
- EU, LHD: Rev/R.Fog element is a reverse lamp on right, and fog lamp on left.
- EU, RHD: Rev/R.Fog element is a reverse lamp on left, and fog lamp on right.

Lamp configurations are controlled by lamp assembly. Body controls software manages the specific electrical behavior on a market basis.



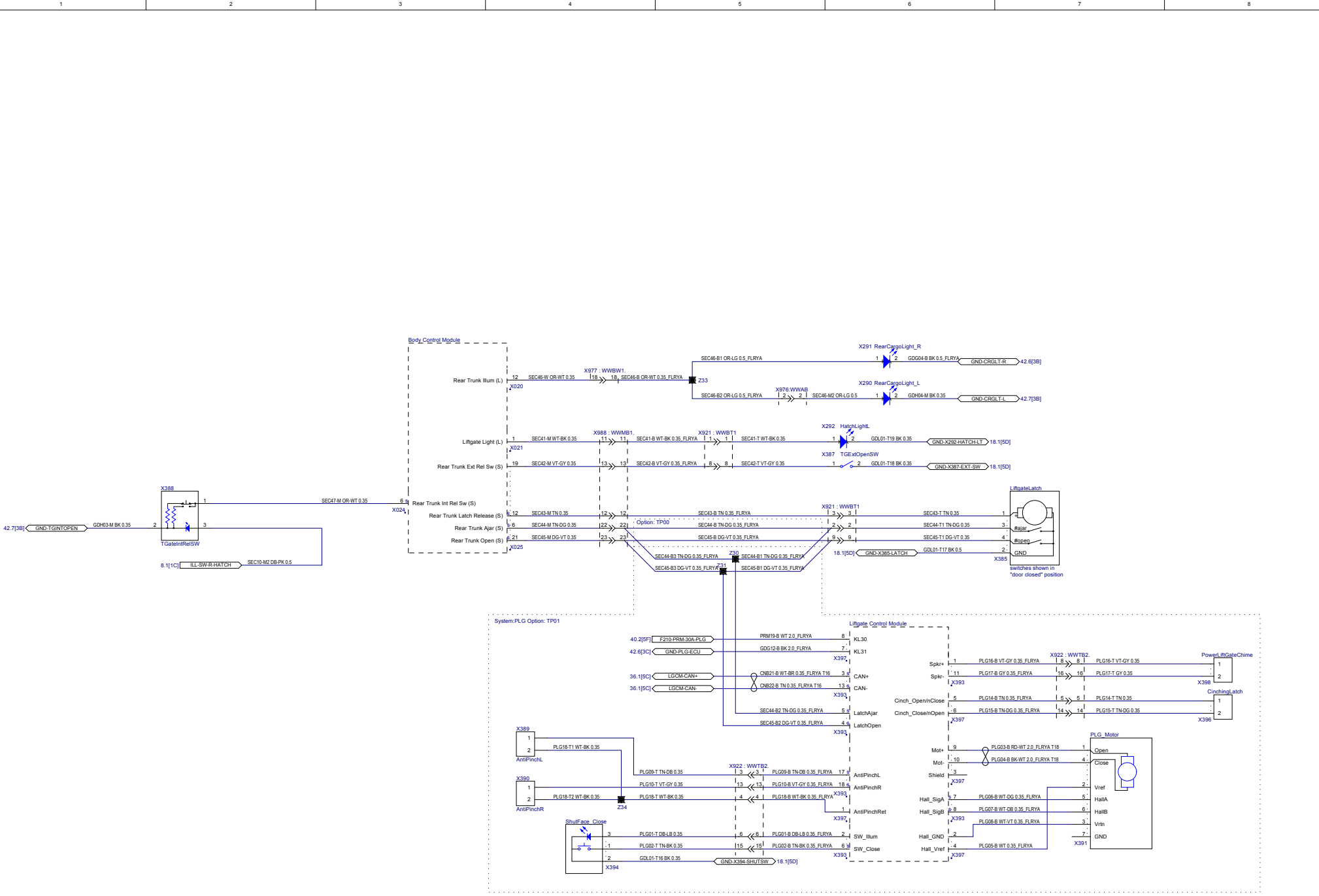
PROJECT NAME: 2015 Model S Wiring: LHD	PHASE: SOP7
SHEET NAME: Exterior Illumination - Rear	
ITEM NO: 1004573-00-E	DATE: 8/11/2015
REVISION: 15	DATE: 8/11/2015
DO NOT SCALE DRAWING	SHEET 18.1

THE INFORMATION CONTAINED HEREIN IS DEEMED TO BE CONFIDENTIAL, PROPRIETARY, AND A TRADE SECRET OF TESLA MOTORS. THIS INFORMATION MAY NOT BE USED, REPRODUCED, OR DISCLOSED AS THE DIRECT OR INDIRECT BASIS FOR THE DEVELOPMENT, MANUFACTURE, OR SALE OF PROCESSES OR PRODUCTS WITHOUT THE EXPRESSED WRITTEN CONSENT OF TESLA MOTORS.



PROJECT NAME: 2015 Model S Wiring: LHD	PHASE: SOP7
SHEET NAME: Front Hatch Acuator/Sensors	
ITEM NO: 1004573-00-E	REVISION: 15
DATE: 8/11/2015	
DO NOT SCALE DRAWING	SHEET 19.1

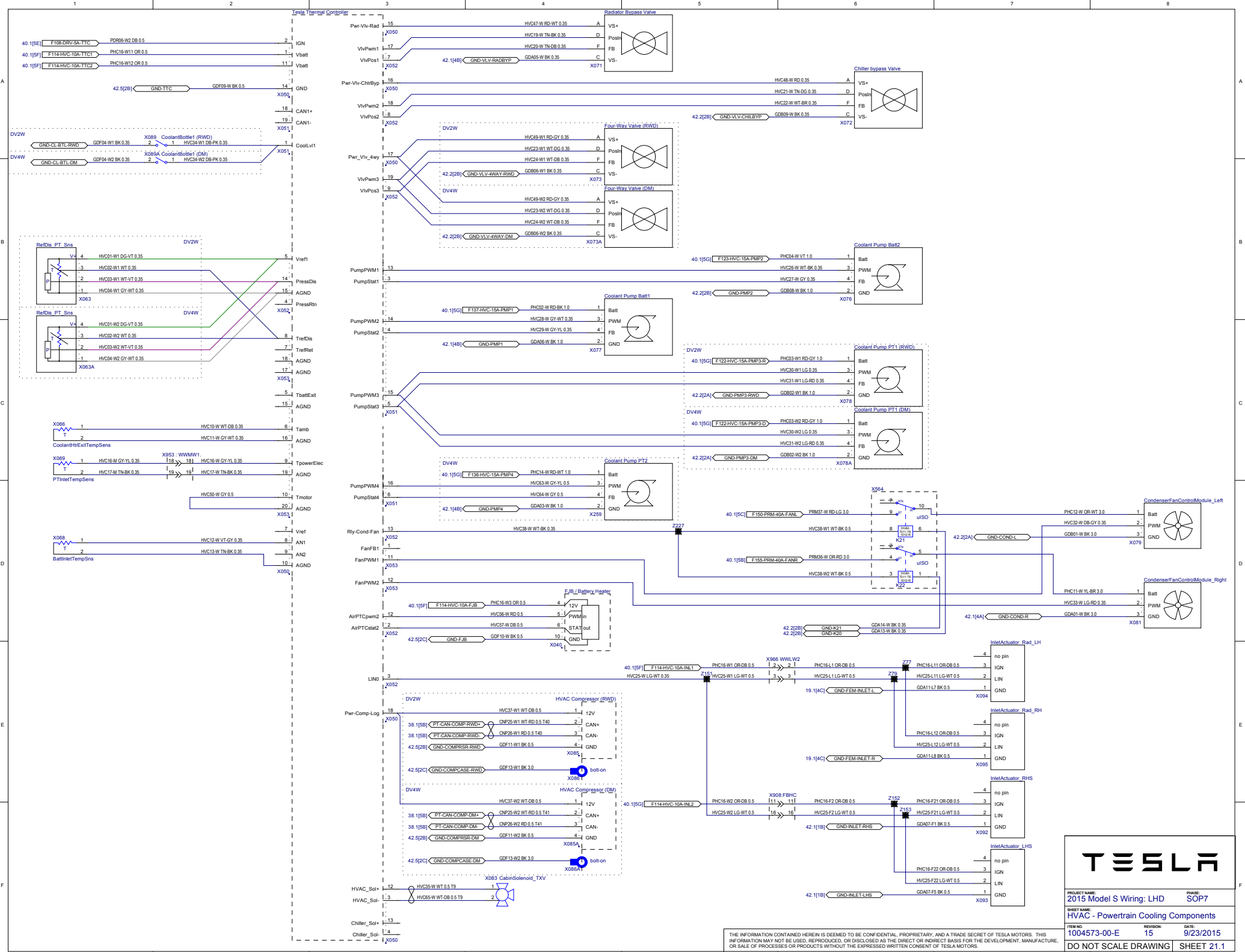
THE INFORMATION CONTAINED HEREIN IS DEEMED TO BE CONFIDENTIAL, PROPRIETARY, AND A TRADE SECRET OF TESLA MOTORS. THIS INFORMATION MAY NOT BE USED, REPRODUCED, OR DISCLOSED AS THE DIRECT OR INDIRECT BASIS FOR THE DEVELOPMENT, MANUFACTURE, OR SALE OF PROCESSES OR PRODUCTS WITHOUT THE EXPRESSED WRITTEN CONSENT OF TESLA MOTORS.




PROJECT NAME: 2015 Model S Wiring: LHD	PHASE: SOP7
SHEET NAME: Rear Hatch Acuator/Sensors + Liftgate Opt.	
ITEM NO: 1004573-00-E	REVISION: 15
DATE: 8/11/2015	
DO NOT SCALE DRAWING	
SHEET 20.1	

THE INFORMATION CONTAINED HEREIN IS DEEMED TO BE CONFIDENTIAL, PROPRIETARY, AND A TRADE SECRET OF TESLA MOTORS. THIS INFORMATION MAY NOT BE USED, REPRODUCED, OR DISCLOSED AS THE DIRECT OR INDIRECT BASIS FOR THE DEVELOPMENT, MANUFACTURE, OR SALE OF PROCESSES OR PRODUCTS WITHOUT THE EXPRESSED WRITTEN CONSENT OF TESLA MOTORS.

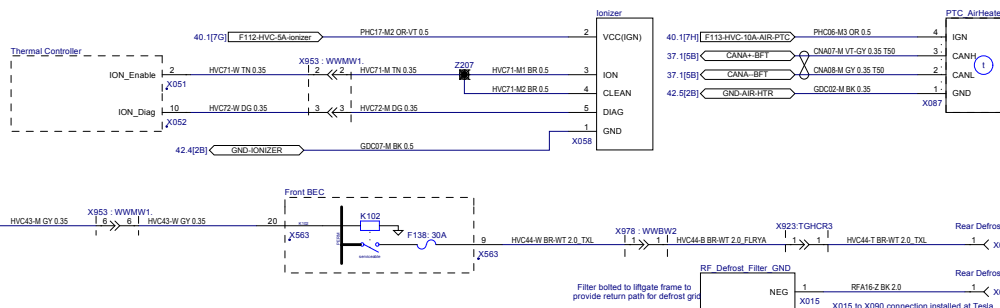
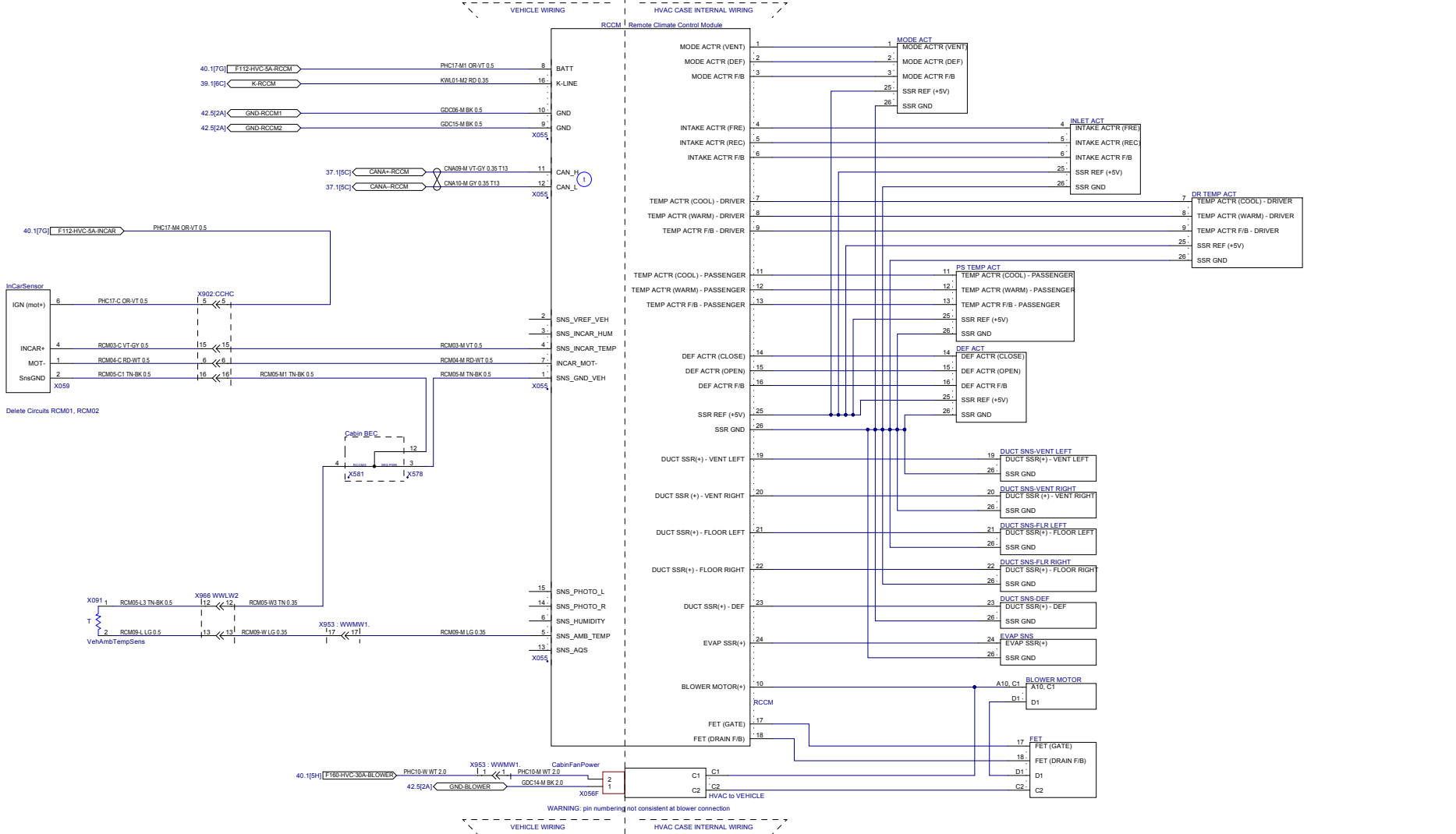






PROJECT NAME:	2015 Model S Wiring: LHD	PHASE:	SOP7
SHEET NAME:	HVAC - Powertrain Cooling Components		
ITEM NO:	1004573-00-E	REVISION:	15
DATE:	9/23/2015		
DO NOT SCALE DRAWING		SHEET 21.1	

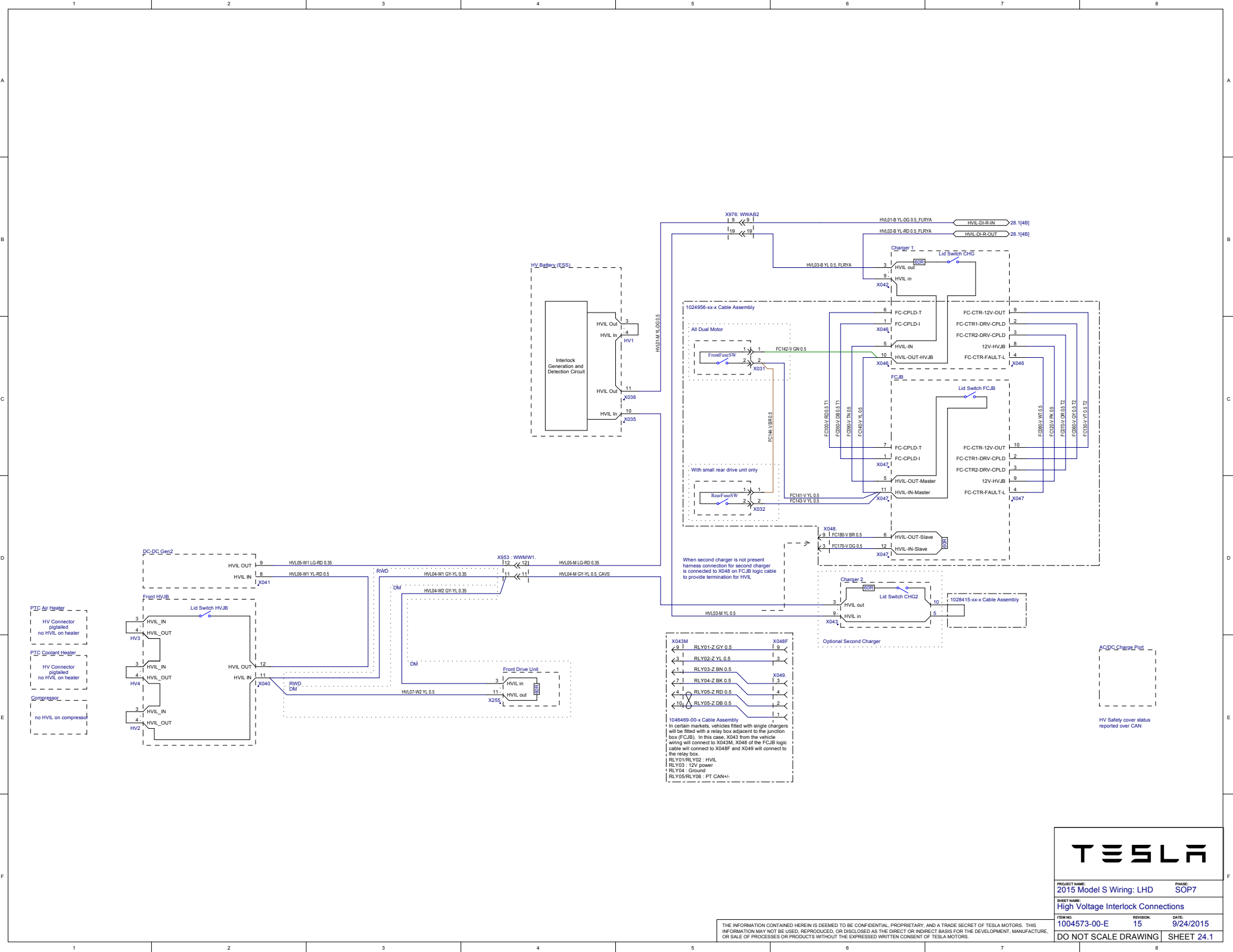
THE INFORMATION CONTAINED HEREIN IS DEEMED TO BE CONFIDENTIAL, PROPRIETARY, AND A TRADE SECRET OF TESLA MOTORS. THIS INFORMATION MAY NOT BE USED, REPRODUCED, OR DISCLOSED AS THE DIRECT OR INDIRECT BASIS FOR THE DEVELOPMENT, MANUFACTURE, OR SALE OF PROCESSES OR PRODUCTS WITHOUT THE EXPRESSED WRITTEN CONSENT OF TESLA MOTORS.



**TESLA**

PROJECT NAME: 2015 Model S Wiring: LHD PHASE: SOP7  
 SHEET NAME: HVAC - Cabin Climate Controls, Rear Defrost  
 ITEM NO: 1004573-00-E REVISION: 15 DATE: 8/3/2015  
 DO NOT SCALE DRAWING SHEET 22.3

THE INFORMATION CONTAINED HEREIN IS DEEMED TO BE CONFIDENTIAL, PROPRIETARY, AND A TRADE SECRET OF TESLA MOTORS. THIS INFORMATION MAY NOT BE USED, REPRODUCED, OR DISCLOSED AS THE DIRECT OR INDIRECT BASIS FOR THE DEVELOPMENT, MANUFACTURE, OR SALE OF PROCESSES OR PRODUCTS WITHOUT THE EXPRESSED WRITTEN CONSENT OF TESLA MOTORS.

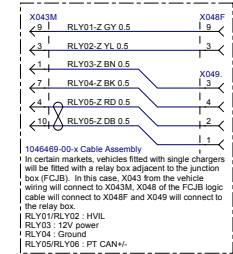


PIC Air Heater  
HV Connector pigtailed  
no HVIL on heater

PIC Coolant Heater  
HV Connector pigtailed  
no HVIL on heater

Compressor  
no HVIL on compressor

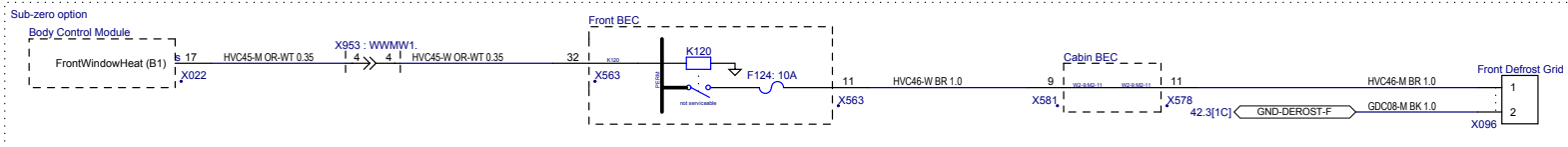
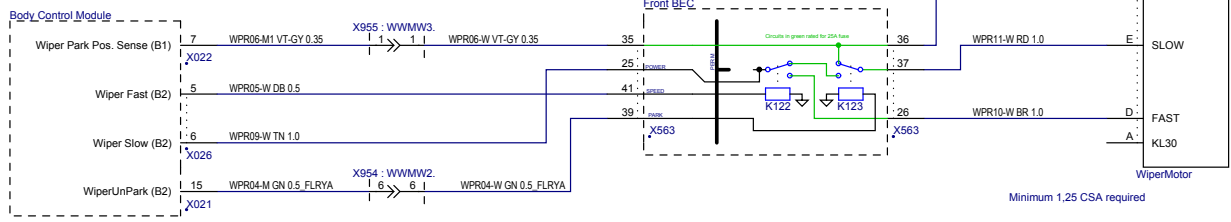
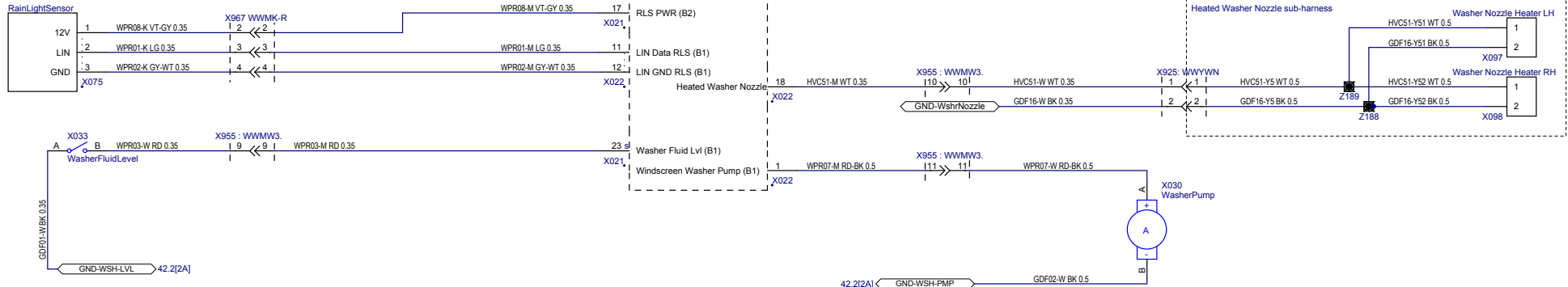
When second charger is not present  
harness connection for second charger  
is connected to X048 on FCJB logic cable  
to provide termination for HVIL



# TESLA


PROJECT NAME: 2015 Model S Wiring: LHD		PHASE: SOP7	
SHEET NAME: High Voltage Interlock Connections			
ITEM NO: 1004573-00-E	REVISION: 15	DATE: 9/24/2015	
DO NOT SCALE DRAWING		SHEET 24.1	

THE INFORMATION CONTAINED HEREIN IS DEEMED TO BE CONFIDENTIAL, PROPRIETARY, AND A TRADE SECRET OF TESLA MOTORS. THIS INFORMATION MAY NOT BE USED, REPRODUCED, OR DISCLOSED AS THE DIRECT OR INDIRECT BASIS FOR THE DEVELOPMENT, MANUFACTURE, OR SALE OF PROCESSES OR PRODUCTS WITHOUT THE EXPRESSED WRITTEN CONSENT OF TESLA MOTORS.



PROJECT NAME: <b>2015 Model S Wiring: LHD</b>	PHASE: <b>SOP7</b>
SHEET NAME: <b>Windscreen Wiper/Washer, Rain Sensor</b>	
ITEM NO: <b>1004573-00-E</b>	DATE: <b>8/3/2015</b>
REVISION: <b>15</b>	DATE: <b>8/3/2015</b>
<b>DO NOT SCALE DRAWING</b>	<b>SHEET 25.1</b>

THE INFORMATION CONTAINED HEREIN IS DEEMED TO BE CONFIDENTIAL, PROPRIETARY, AND A TRADE SECRET OF TESLA MOTORS. THIS INFORMATION MAY NOT BE USED, REPRODUCED, OR DISCLOSED AS THE DIRECT OR INDIRECT BASIS FOR THE DEVELOPMENT, MANUFACTURE, OR SALE OF PROCESSES OR PRODUCTS WITHOUT THE EXPRESSED WRITTEN CONSENT OF TESLA MOTORS.



THE INFORMATION CONTAINED HEREIN IS DEEMED TO BE CONFIDENTIAL, PROPRIETARY, AND A TRADE SECRET OF TESLA MOTORS. THIS INFORMATION MAY NOT BE USED, REPRODUCED, OR DISCLOSED AS THE DIRECT OR INDIRECT BASIS FOR THE DEVELOPMENT, MANUFACTURE, OR SALE OF PROCESSES OR PRODUCTS WITHOUT THE EXPRESSED WRITTEN CONSENT OF TESLA MOTORS.



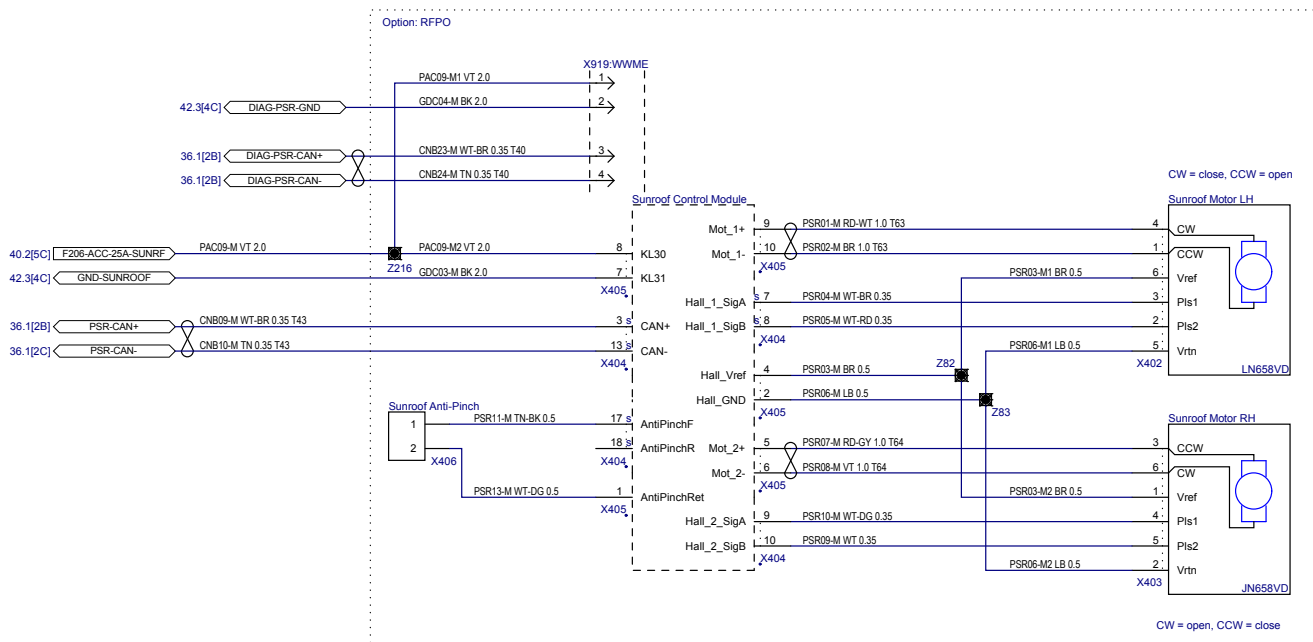
PROJECT NAME: 2015 Model S Wiring: LHD PHASE: SOP7

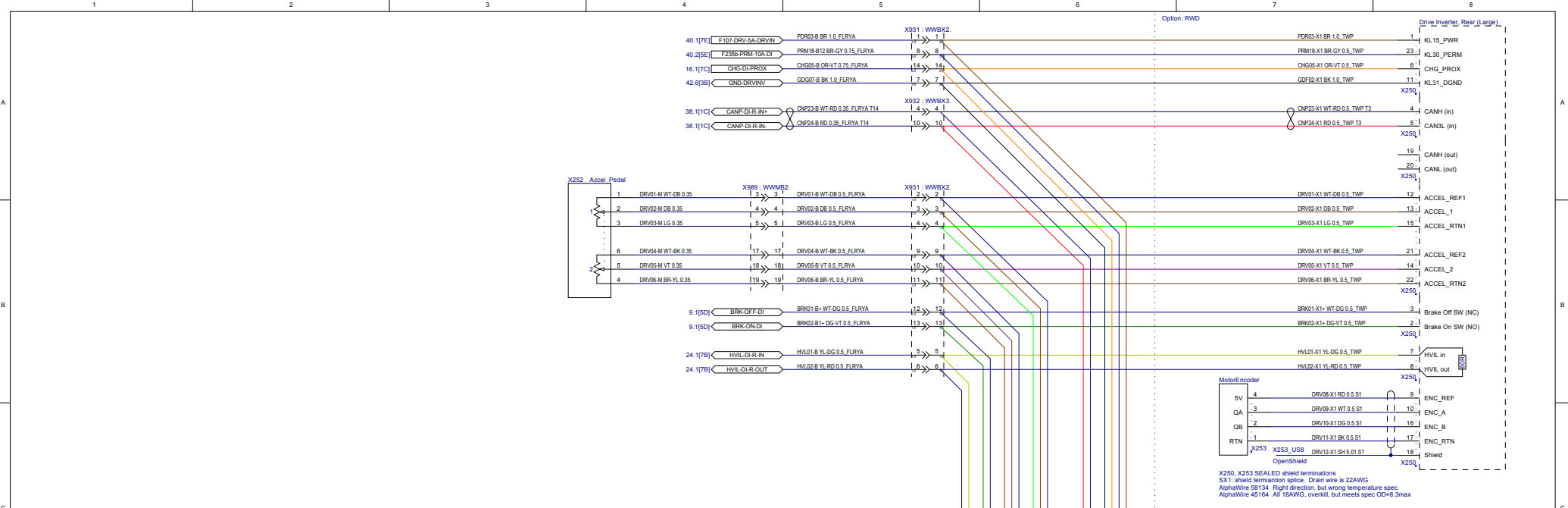
SHEET NAME: Panoramic Sunroof

ITEM NO: 1004573-00-E REVISION: 15 DATE: 8/11/2015

DO NOT SCALE DRAWING SHEET 27.1

THE INFORMATION CONTAINED HEREIN IS DEEMED TO BE CONFIDENTIAL, PROPRIETARY, AND A TRADE SECRET OF TESLA MOTORS. THIS INFORMATION MAY NOT BE USED, REPRODUCED, OR DISCLOSED AS THE DIRECT OR INDIRECT BASIS FOR THE DEVELOPMENT, MANUFACTURE, OR SALE OF PROCESSES OR PRODUCTS WITHOUT THE EXPRESSED WRITTEN CONSENT OF TESLA MOTORS.





X250, X253 SEALED shield terminations  
 SX1 shield termination splice. Drain wire is 22AWG  
 AlphaWire 58134 Right direction, but wrong temperature spec.  
 AlphaWire 48164 All 18AWG, overkill, but meets spec CD#6.3max

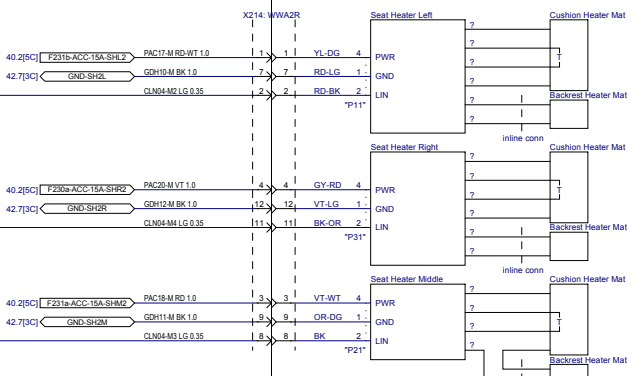
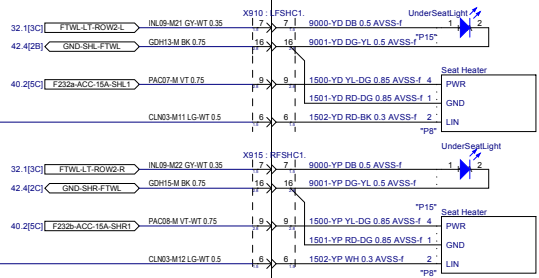
PROJECT NAME: 2015 Model S Wiring: LHD  
 SHEET NAME: Drive Inverter  
 ITEM NO: 1004573-00-E  
 PHASE: SOP7  
 REVISION: 15  
 DATE: 7/30/2015  
 DO NOT SCALE DRAWING SHEET 28.1

THE INFORMATION CONTAINED HEREIN IS DEEMED TO BE CONFIDENTIAL, PROPRIETARY, AND A TRADE SECRET OF TESLA MOTORS. THIS INFORMATION MAY NOT BE USED, REPRODUCED, OR DISCLOSED AS THE DIRECT OR INDIRECT BASIS FOR THE DEVELOPMENT, MANUFACTURE, OR SALE OF PROCESSES OR PRODUCTS WITHOUT THE EXPRESSED WRITTEN CONSENT OF TESLA MOTORS.

Main Vehicle Wiring  
Wiring on this side is part of vehicle wiring

Included in Seat Assembly  
Wiring shown here for reference only

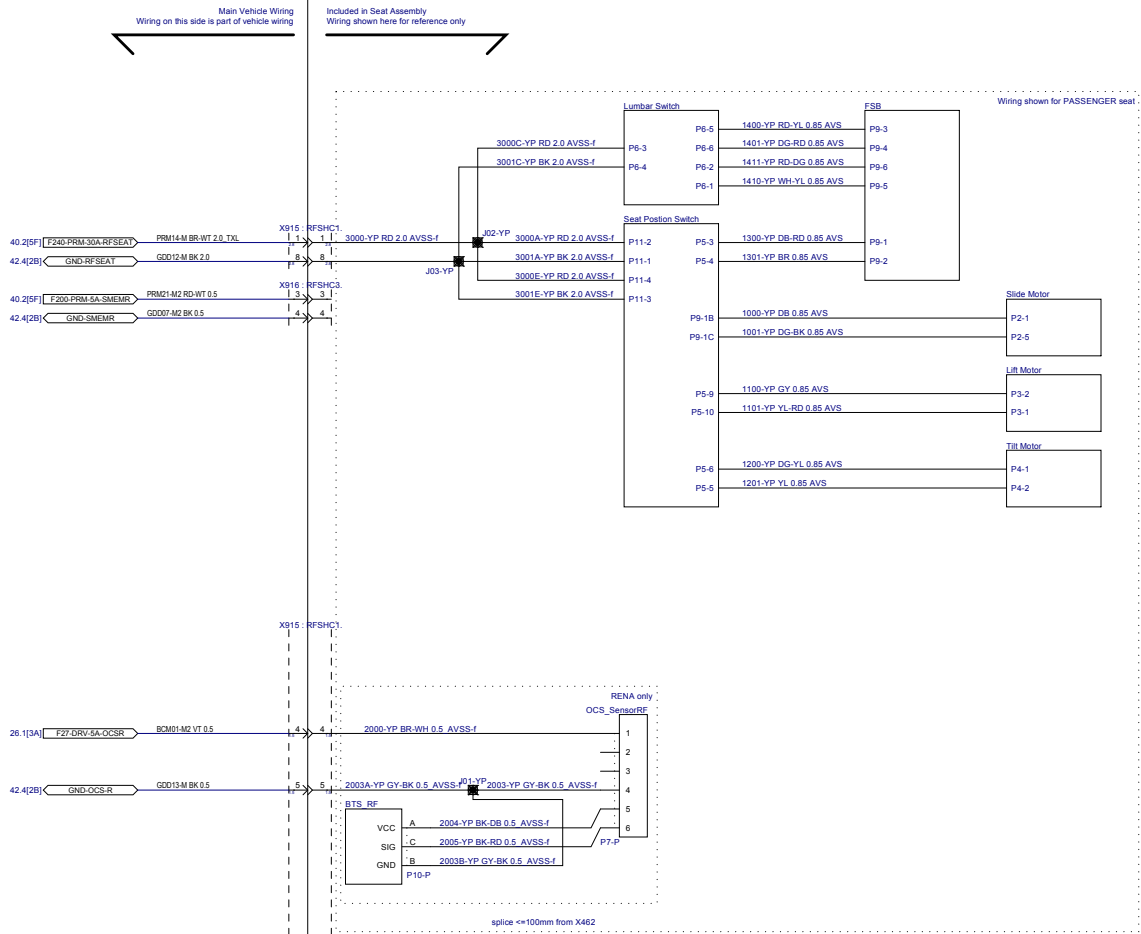
Wiring shown for DRIVER seat



**PROJECT NAME:** 2015 Model S Wiring: LHD  
**PHASE:** SOP7  
**SHEET NAME:** Lt Frt Seat Interface + Dvr Seat + Seat Heat  
**ITEM NO:** 1004573-00-E  
**REVISION:** 15  
**DATE:** 6/15/2015  
**DO NOT SCALE DRAWING** SHEET 29.1

THE INFORMATION CONTAINED HEREIN IS DEEMED TO BE CONFIDENTIAL, PROPRIETARY, AND A TRADE SECRET OF TESLA MOTORS. THIS INFORMATION MAY NOT BE USED, REPRODUCED, OR DISCLOSED AS THE DIRECT OR INDIRECT BASIS FOR THE DEVELOPMENT, MANUFACTURE, OR SALE OF PROCESSES OR PRODUCTS WITHOUT THE EXPRESSED WRITTEN CONSENT OF TESLA MOTORS.





**TESLA**

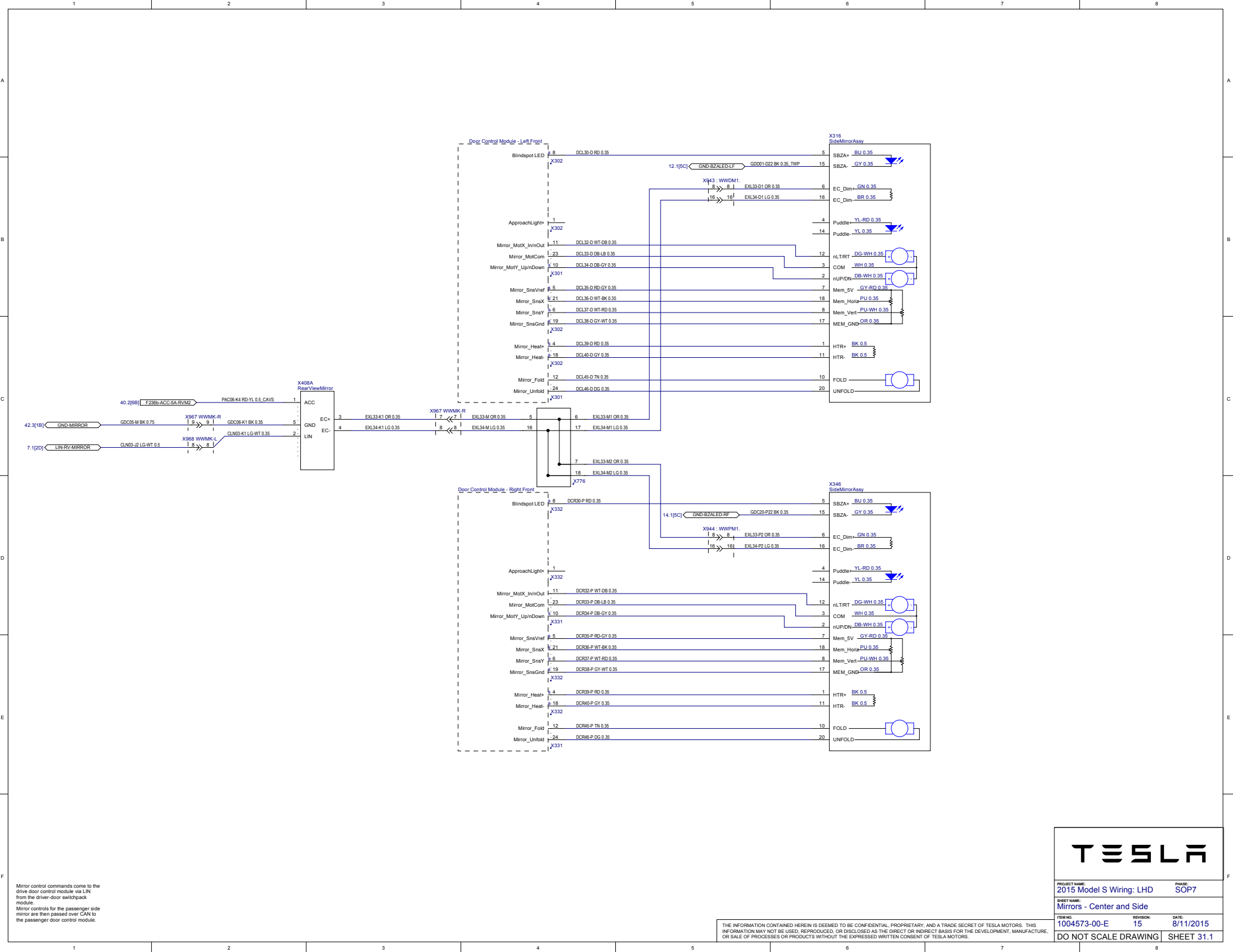
PROJECT NAME: 2015 Model S Wiring: LHD PHASE: SOP7

SHEET NAME: Rt Frt Seat Vehicle Conn + Pass. Seat

ITEM NO: 1004573-00-E REVISION: 15 DATE: 6/15/2015

DO NOT SCALE DRAWING SHEET 30.1

THE INFORMATION CONTAINED HEREIN IS DEEMED TO BE CONFIDENTIAL, PROPRIETARY, AND A TRADE SECRET OF TESLA MOTORS. THIS INFORMATION MAY NOT BE USED, REPRODUCED, OR DISCLOSED AS THE DIRECT OR INDIRECT BASIS FOR THE DEVELOPMENT, MANUFACTURE, OR SALE OF PROCESSES OR PRODUCTS WITHOUT THE EXPRESSED WRITTEN CONSENT OF TESLA MOTORS.

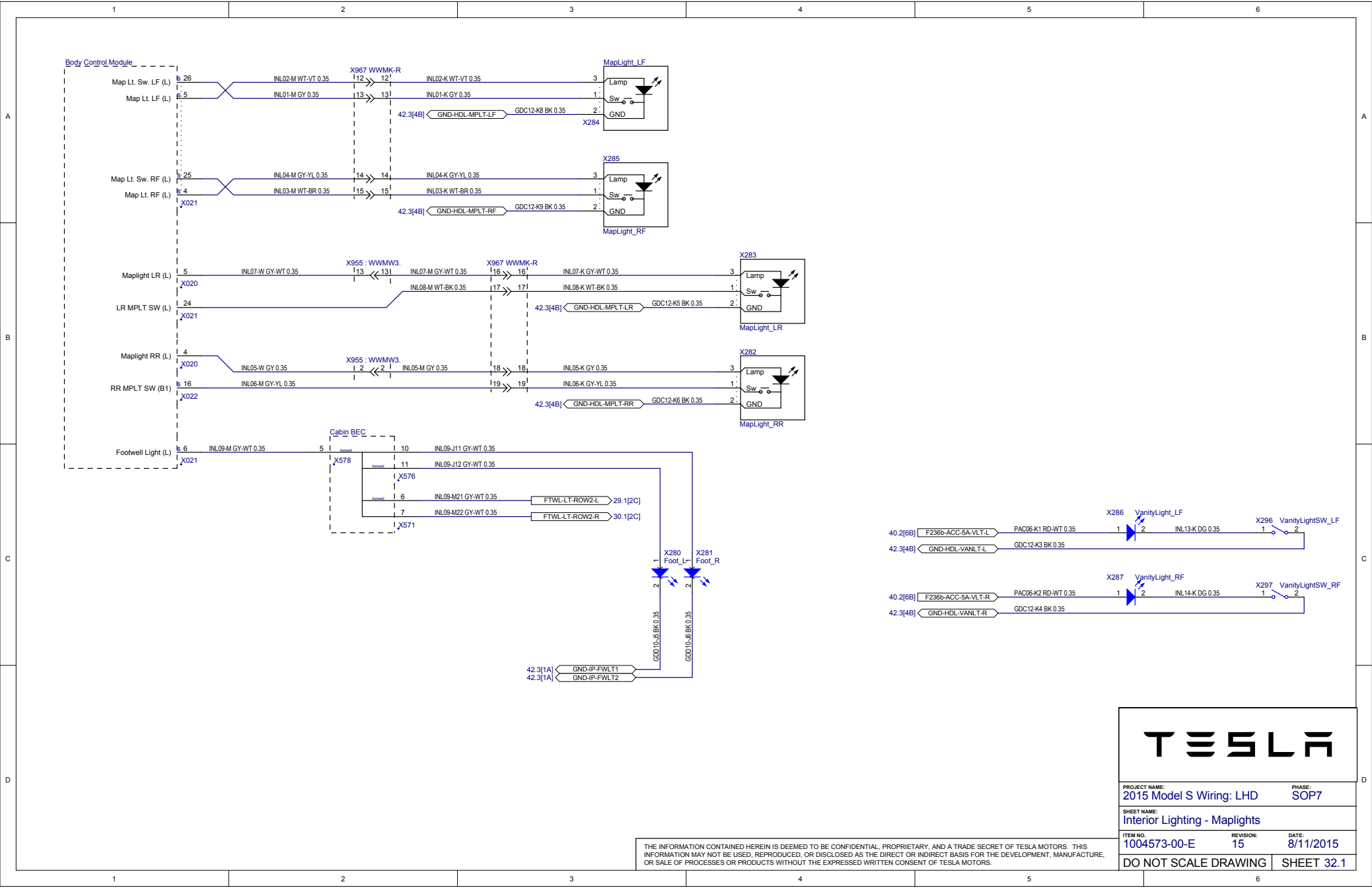


Mirror control commands come to the drive door control module via LIN from the driver-door switchpack module.  
 Mirror controls for the passenger side mirror are then passed over GAN to the passenger door control module.

THE INFORMATION CONTAINED HEREIN IS DEEMED TO BE CONFIDENTIAL, PROPRIETARY, AND A TRADE SECRET OF TESLA MOTORS. THIS INFORMATION MAY NOT BE USED, REPRODUCED, OR DISCLOSED AS THE DIRECT OR INDIRECT BASIS FOR THE DEVELOPMENT, MANUFACTURE, OR SALE OF PROCESSES OR PRODUCTS WITHOUT THE EXPRESSED WRITTEN CONSENT OF TESLA MOTORS.

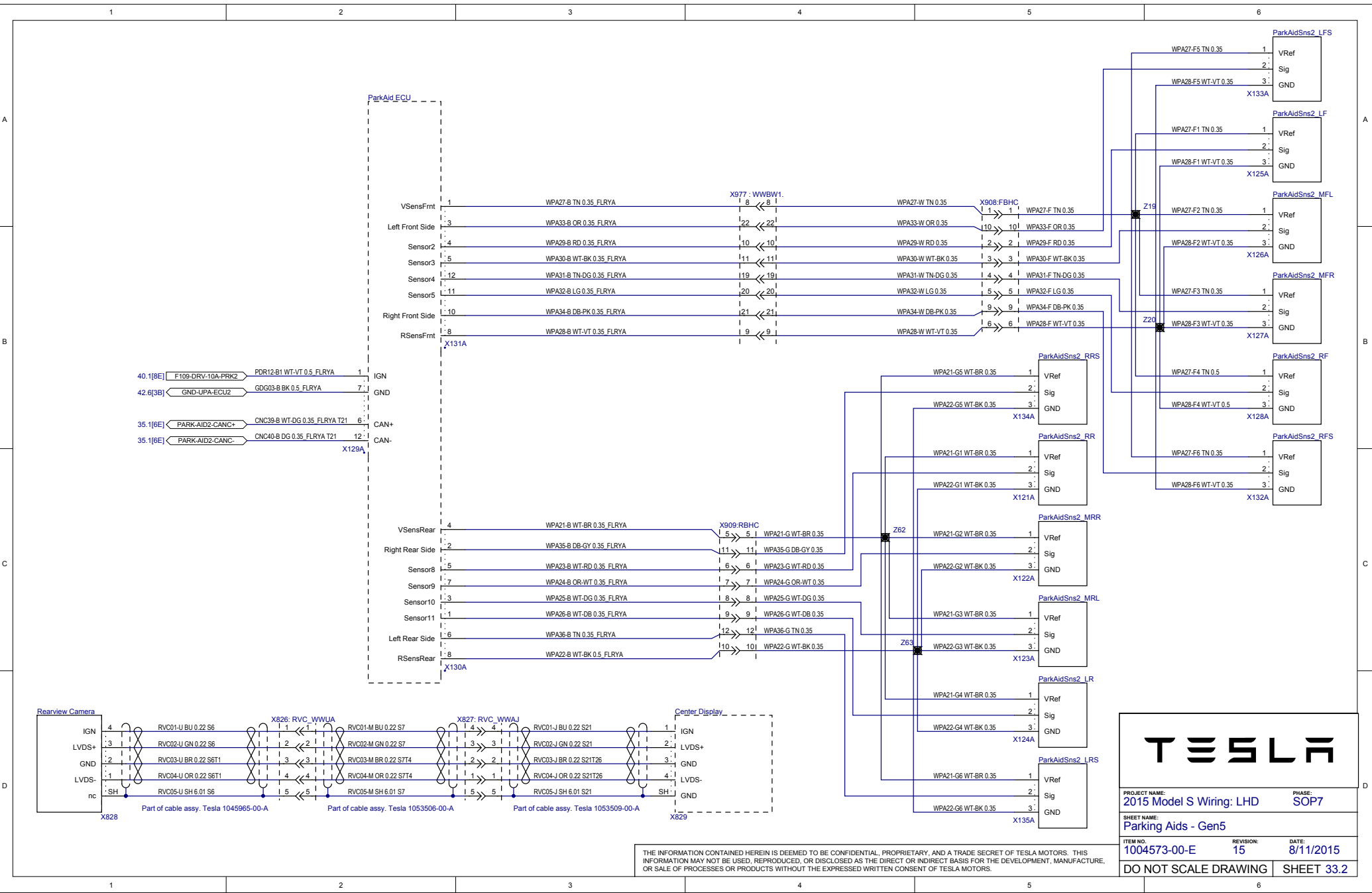
# TESLA

PROJECT NAME: 2015 Model S Wiring: LHD		PHASE: SOP7	
SHEET NAME: Mirrors - Center and Side			
ITEM NO: 1004573-00-E	REVISION: 15	DATE: 8/11/2015	
DO NOT SCALE DRAWING		SHEET 31.1	



PROJECT NAME: <b>2015 Model S Wiring: LHD</b>		PHASE: <b>SOP7</b>	
SHEET NAME: <b>Interior Lighting - Maplights</b>			
ITEM NO: <b>1004573-00-E</b>	REVISION: <b>15</b>	DATE: <b>8/11/2015</b>	
DO NOT SCALE DRAWING			SHEET 32.1

THE INFORMATION CONTAINED HEREIN IS DEEMED TO BE CONFIDENTIAL, PROPRIETARY, AND A TRADE SECRET OF TESLA MOTORS. THIS INFORMATION MAY NOT BE USED, REPRODUCED, OR DISCLOSED AS THE DIRECT OR INDIRECT BASIS FOR THE DEVELOPMENT, MANUFACTURE, OR SALE OF PROCESSES OR PRODUCTS WITHOUT THE EXPRESSED WRITTEN CONSENT OF TESLA MOTORS.



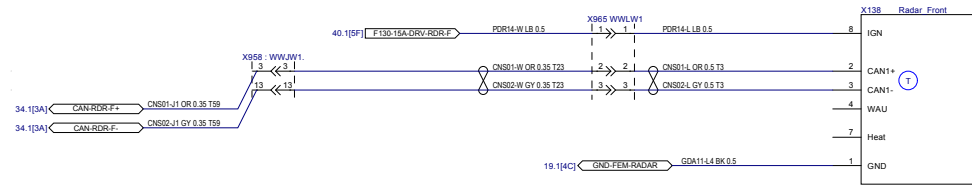

PROJECT NAME: 2015 Model S Wiring: LHD PHASE: SOP7

SHEET NAME: Parking Aids - Gen5

ITEM NO: 1004573-00-E REVISION: 15 DATE: 8/11/2015

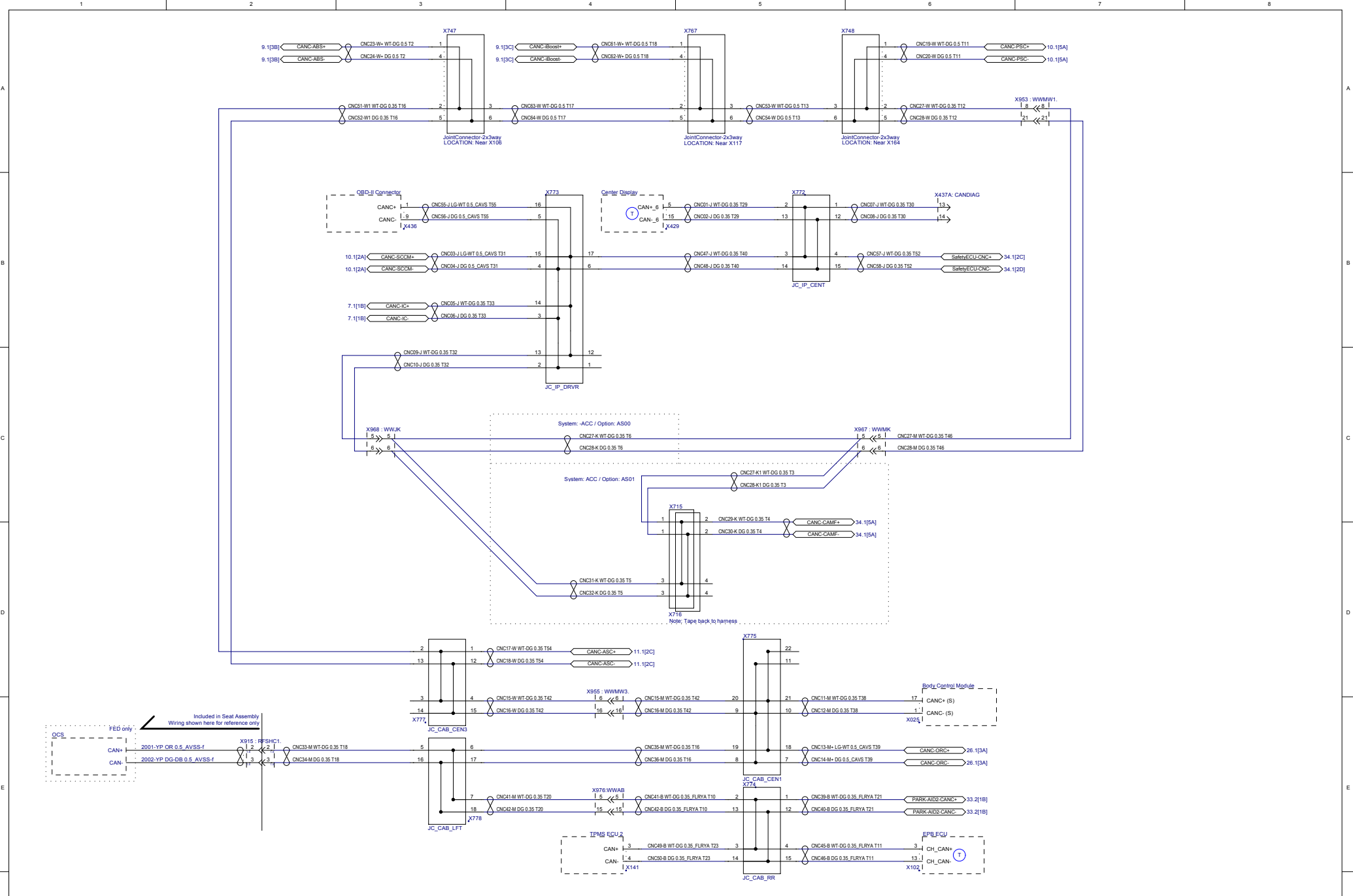
DO NOT SCALE DRAWING SHEET 33.2

THE INFORMATION CONTAINED HEREIN IS DEEMED TO BE CONFIDENTIAL, PROPRIETARY, AND A TRADE SECRET OF TESLA MOTORS. THIS INFORMATION MAY NOT BE USED, REPRODUCED, OR DISCLOSED AS THE DIRECT OR INDIRECT BASIS FOR THE DEVELOPMENT, MANUFACTURE, OR SALE OF PROCESSES OR PRODUCTS WITHOUT THE EXPRESSED WRITTEN CONSENT OF TESLA MOTORS.



PROJECT NAME: 2015 Model S Wiring: LHD	PHASE: SOP7
SHEET NAME: Safety - Driver Assist, Blind Spot, NCAP	
ITEM NO: 1004573-00-E	REVISION: 15
DATE: 7/31/2015	
DO NOT SCALE DRAWING	SHEET 34.1

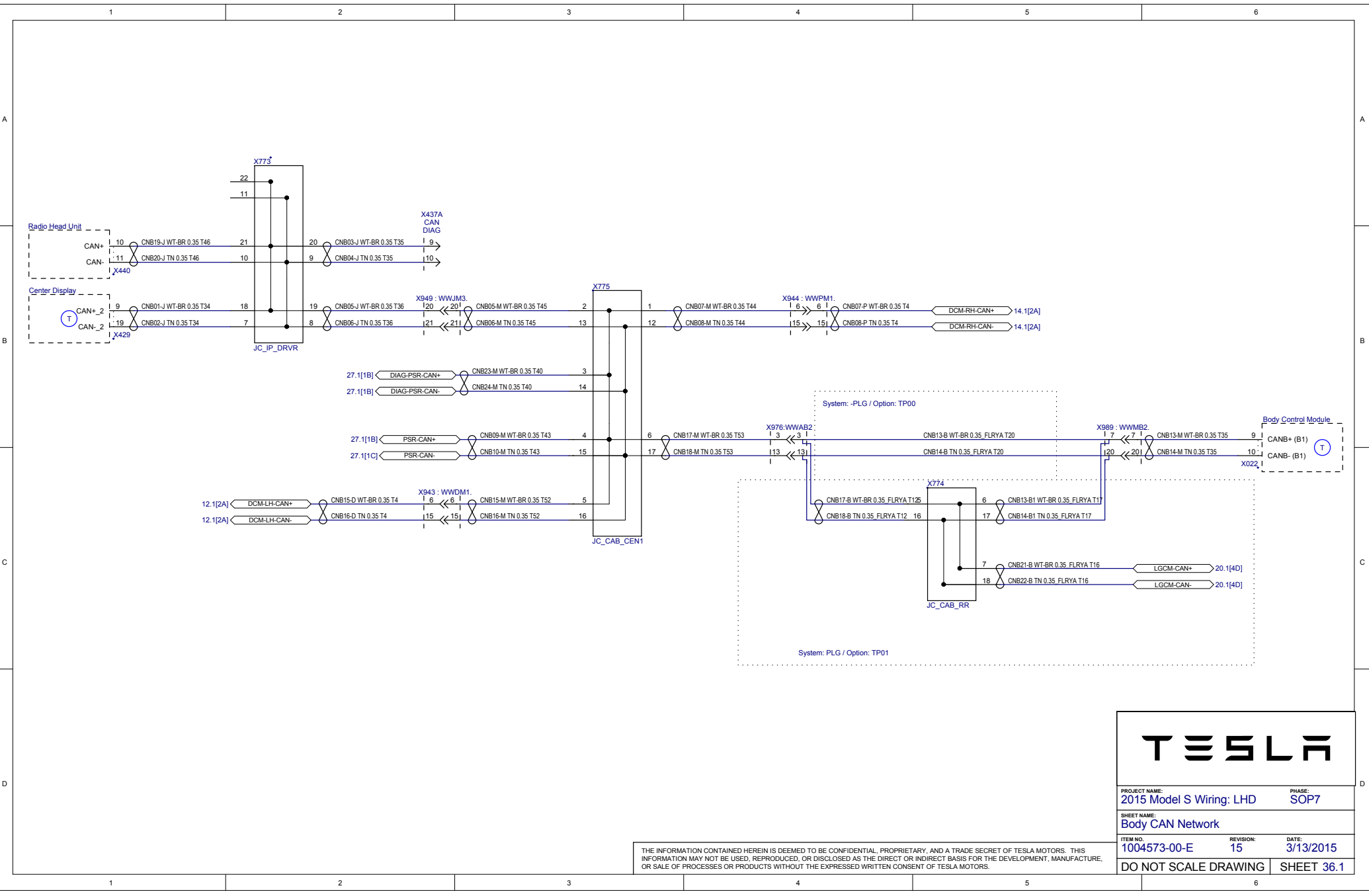
THE INFORMATION CONTAINED HEREIN IS DEEMED TO BE CONFIDENTIAL, PROPRIETARY, AND A TRADE SECRET OF TESLA MOTORS. THIS INFORMATION MAY NOT BE USED, REPRODUCED, OR DISCLOSED AS THE DIRECT OR INDIRECT BASIS FOR THE DEVELOPMENT, MANUFACTURE, OR SALE OF PROCESSES OR PRODUCTS WITHOUT THE EXPRESSED WRITTEN CONSENT OF TESLA MOTORS.



**TESLA**

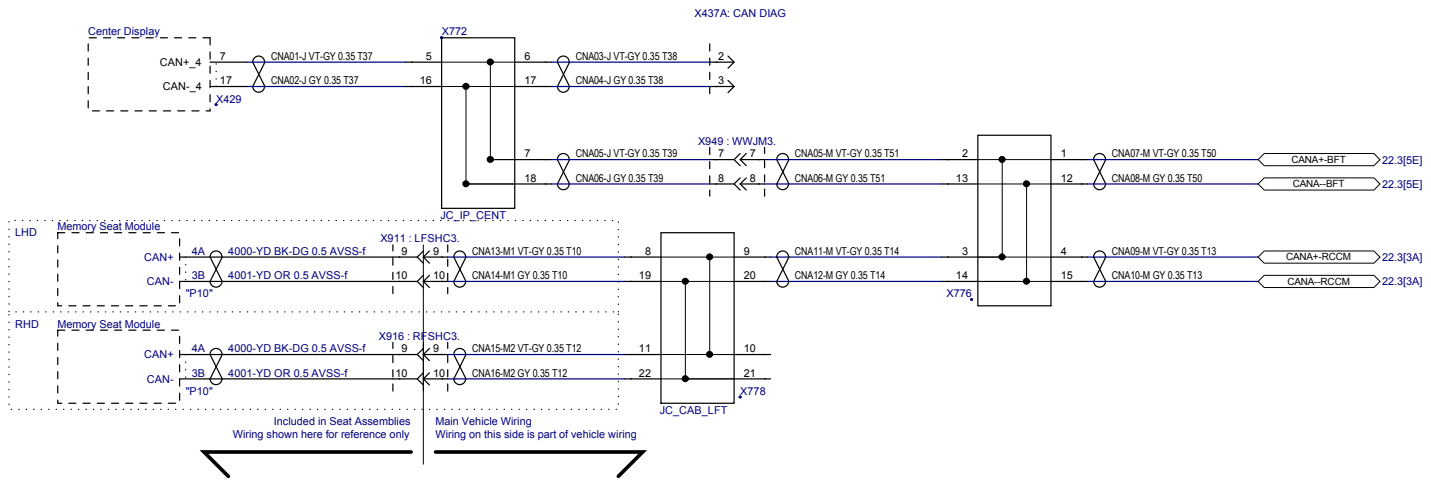
PROJECT NAME: 2015 Model S Wiring: LHD		PHASE: SOP7
SHEET NAME: Chassis CAN Network 1/2		
ITEM NO: 1004573-00-E	REVISION: 15	DATE: 6/15/2015
DO NOT SCALE DRAWING		SHEET 35.1

THE INFORMATION CONTAINED HEREIN IS DEEMED TO BE CONFIDENTIAL, PROPRIETARY, AND A TRADE SECRET OF TESLA MOTORS. THIS INFORMATION MAY NOT BE USED, REPRODUCED, OR DISCLOSED AS THE DIRECT OR INDIRECT BASIS FOR THE DEVELOPMENT, MANUFACTURE, OR SALE OF PROCESSES OR PRODUCTS WITHOUT THE EXPRESSED WRITTEN CONSENT OF TESLA MOTORS.



PROJECT NAME: <b>2015 Model S Wiring: LHD</b>	PHASE: <b>SOP7</b>
SHEET NAME: <b>Body CAN Network</b>	
ITEM NO: <b>1004573-00-E</b>	REVISION: <b>15</b>
DATE: <b>3/13/2015</b>	
<b>DO NOT SCALE DRAWING</b>	<b>SHEET 36.1</b>

THE INFORMATION CONTAINED HEREIN IS DEEMED TO BE CONFIDENTIAL, PROPRIETARY, AND A TRADE SECRET OF TESLA MOTORS. THIS INFORMATION MAY NOT BE USED, REPRODUCED, OR DISCLOSED AS THE DIRECT OR INDIRECT BASIS FOR THE DEVELOPMENT, MANUFACTURE, OR SALE OF PROCESSES OR PRODUCTS WITHOUT THE EXPRESSED WRITTEN CONSENT OF TESLA MOTORS.



PROJECT NAME: 2015 Model S Wiring: LHD		PHASE: SOP7
SHEET NAME: Body FT CAN Network		
ITEM NO: 1004573-00-E	REVISION: 15	DATE: 8/11/2015
DO NOT SCALE DRAWING		SHEET 37.1

THE INFORMATION CONTAINED HEREIN IS DEEMED TO BE CONFIDENTIAL, PROPRIETARY, AND A TRADE SECRET OF TESLA MOTORS. THIS INFORMATION MAY NOT BE USED, REPRODUCED, OR DISCLOSED AS THE DIRECT OR INDIRECT BASIS FOR THE DEVELOPMENT, MANUFACTURE, OR SALE OF PROCESSES OR PRODUCTS WITHOUT THE EXPRESSED WRITTEN CONSENT OF TESLA MOTORS.





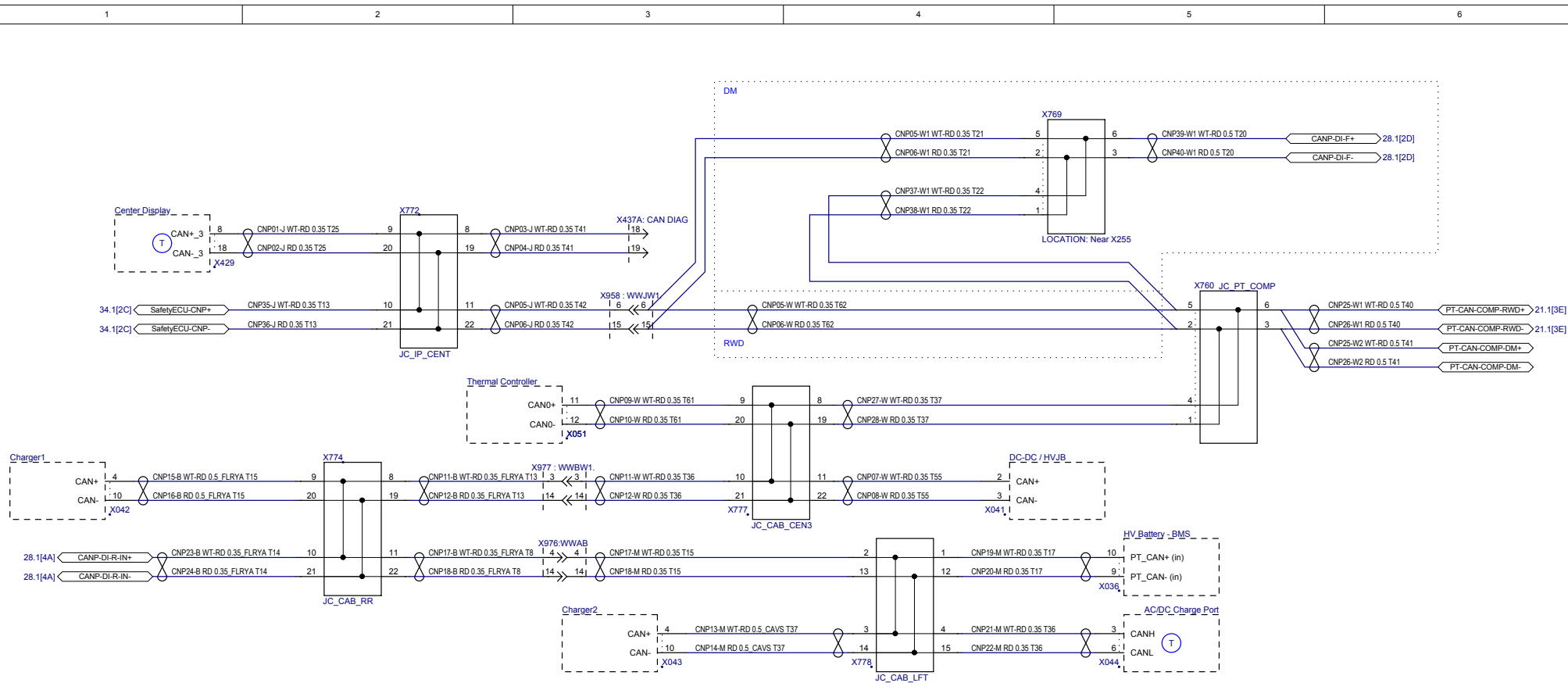
PROJECT NAME: 2015 Model S Wiring: LHD PHASE: SOP7

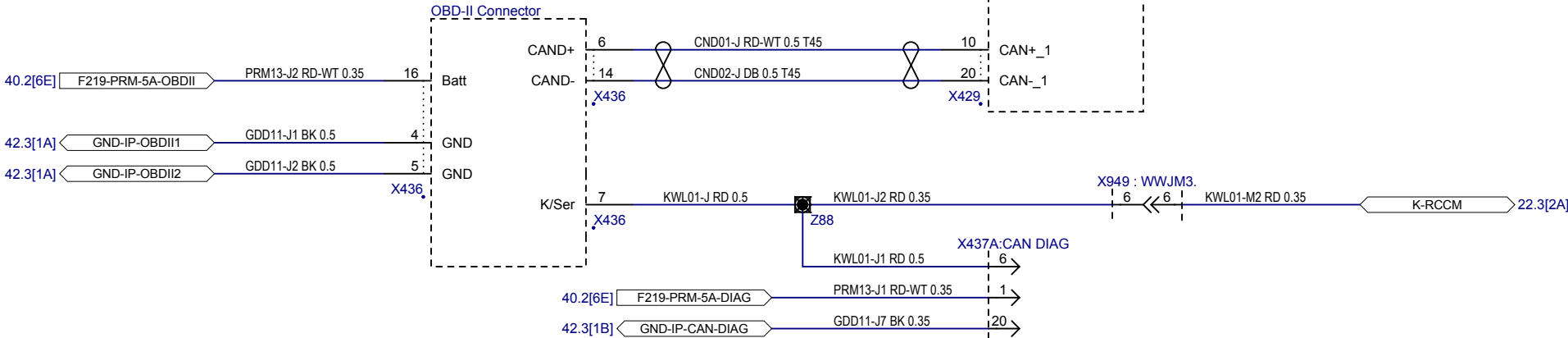
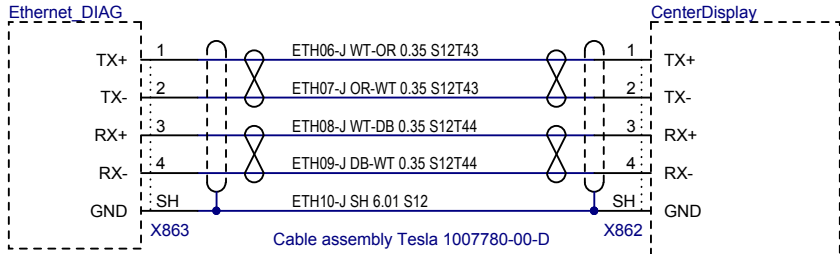
SHEET NAME: PT CAN Network 1

ITEM NO: 1004573-00-E REVISION: 15 DATE: 4/8/2015

DO NOT SCALE DRAWING SHEET 38.1

THE INFORMATION CONTAINED HEREIN IS DEEMED TO BE CONFIDENTIAL, PROPRIETARY, AND A TRADE SECRET OF TESLA MOTORS. THIS INFORMATION MAY NOT BE USED, REPRODUCED, OR DISCLOSED AS THE DIRECT OR INDIRECT BASIS FOR THE DEVELOPMENT, MANUFACTURE, OR SALE OF PROCESSES OR PRODUCTS WITHOUT THE EXPRESSED WRITTEN CONSENT OF TESLA MOTORS.





PROJECT NAME: 2015 Model S Wiring: LHD PHASE: SOP7

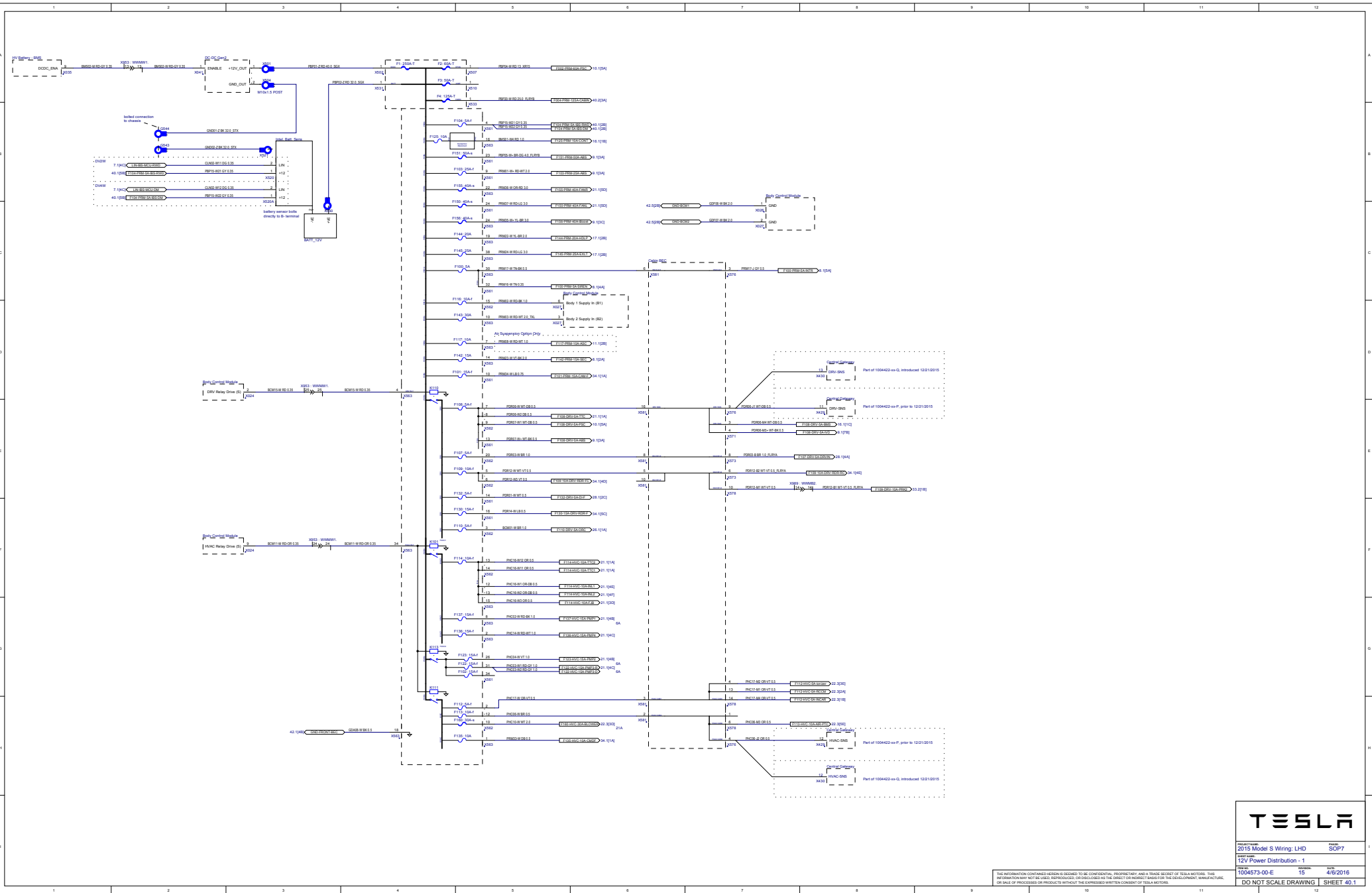
SHEET NAME: Vehicle Diagnostic Connections

ITEM NO. 1004573-00-E REVISION: 15 DATE: 4/3/2015

DO NOT SCALE

SHEET 39.1

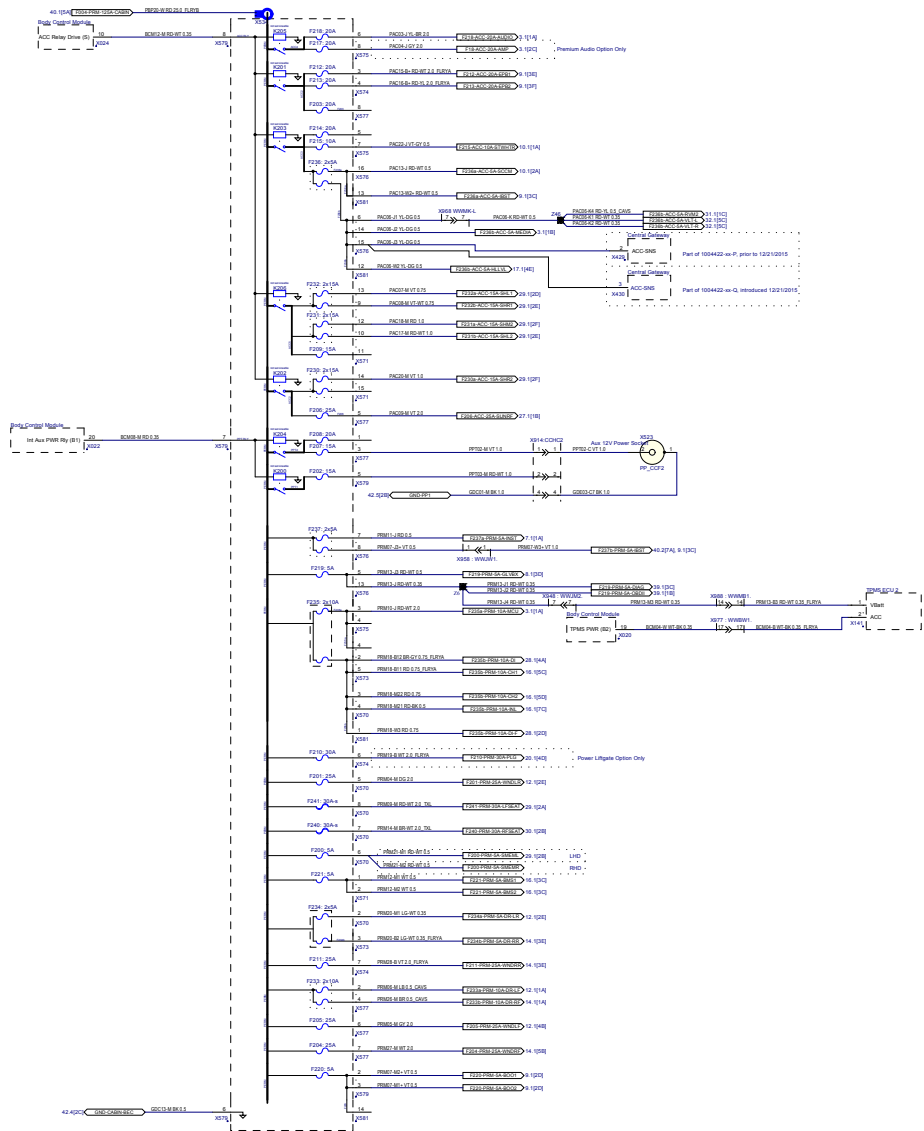
THE INFORMATION CONTAINED HEREIN IS DEEMED TO BE CONFIDENTIAL, PROPRIETARY, AND A TRADE SECRET OF TESLA MOTORS. THIS INFORMATION MAY NOT BE USED, REPRODUCED, OR DISCLOSED AS THE DIRECT OR INDIRECT BASIS FOR THE DEVELOPMENT, MANUFACTURE, OR SALE OF PROCESSES OR PRODUCTS WITHOUT THE EXPRESSED WRITTEN CONSENT OF TESLA MOTORS.



**TESLA**

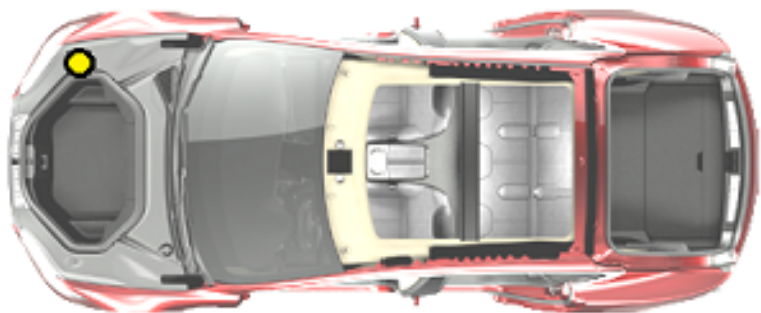
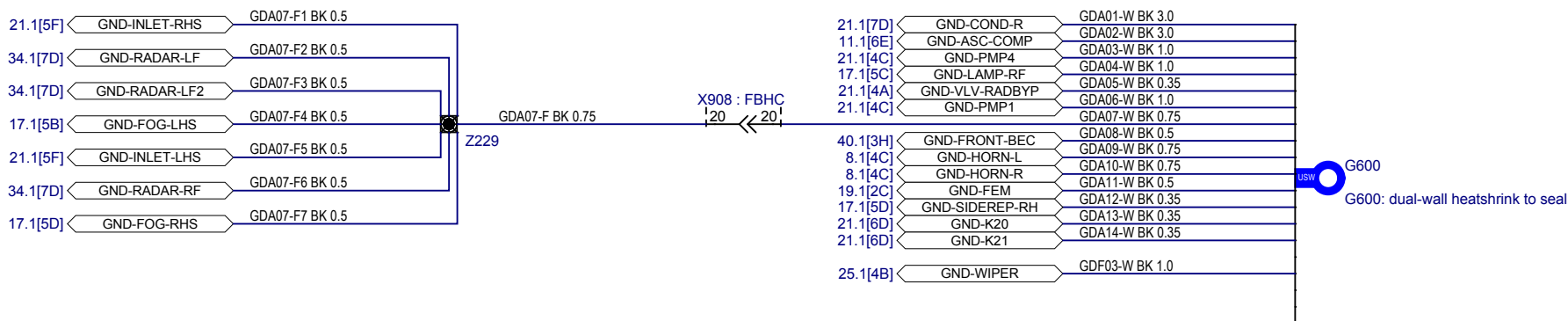
MODEL NAME	MODEL
2015 Model S Wiring: LHD	SOP7
12V Power Distribution - 1	REV
1004573-00-E	15
DATE	4/8/2016
DO NOT SCALE DRAWING	SHEET 40.1

THE INFORMATION CONTAINED HEREIN IS DEEMED TO BE CONFIDENTIAL, PROPRIETARY AND A TRADE SECRET OF TESLA MOTORS. THE INFORMATION MAY NOT BE USED, REPRODUCED, OR DISCLOSED AS THE DIRECT OR INDIRECT BASIS FOR THE DEVELOPMENT, MANUFACTURE, OR SALE OF PRODUCTS OR SERVICES WITHOUT THE EXPRESS WRITTEN CONSENT OF TESLA MOTORS.



THE INFORMATION CONTAINED HEREIN IS DEEMED TO BE CONFIDENTIAL, PROPRIETARY AND A TRADE SECRET OF TESLA MOTORS. THE INFORMATION MAY NOT BE USED, REPRODUCED, OR DISCLOSED AS THE DIRECT OR INDIRECT BASIS FOR THE DEVELOPMENT, MANUFACTURE, OR SALE OF PRODUCTS OR PRODUCTS WITHOUT THE EXPRESS WRITTEN CONSENT OF TESLA MOTORS.

RF Ground Point - Forward of Wheel



THE INFORMATION CONTAINED HEREIN IS DEEMED TO BE CONFIDENTIAL, PROPRIETARY, AND A TRADE SECRET OF TESLA MOTORS. THIS INFORMATION MAY NOT BE USED, REPRODUCED, OR DISCLOSED AS THE DIRECT OR INDIRECT BASIS FOR THE DEVELOPMENT, MANUFACTURE, OR SALE OF PROCESSES OR PRODUCTS WITHOUT THE EXPRESSED WRITTEN CONSENT OF TESLA MOTORS.

# TESLA

PROJECT NAME: 2015 Model S Wiring: LHD PHASE: SOP7

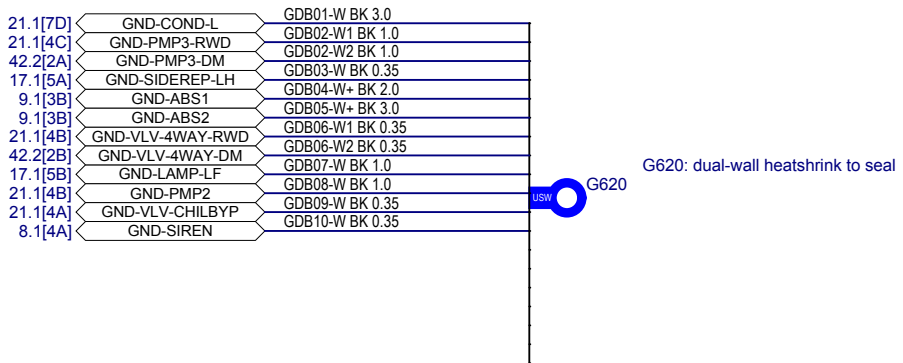
SHEET NAME: Ground Distribution - Right Front

ITEM NO. 1004573-00-E REVISION: 15 DATE: 8/3/2015

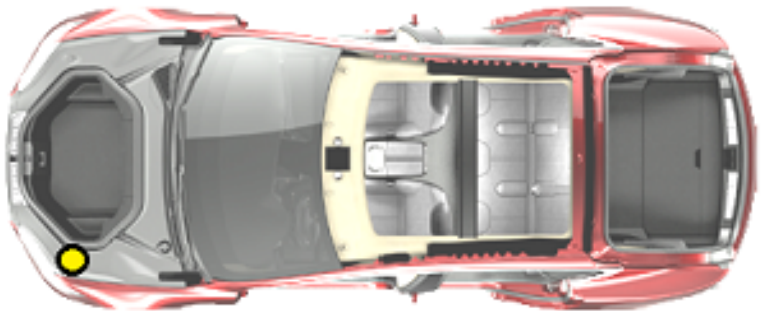
DO NOT SCALE

SHEET 42.1

LF Ground Point - Forward of Wheel



Circuits with -RWD tag are only for DV2W  
 Circuits with -DM tag are only for DV4W  
 Vehicles are built as DV2W or DV4W, so vehicle will have either -RWD or -DM circuits, but not both

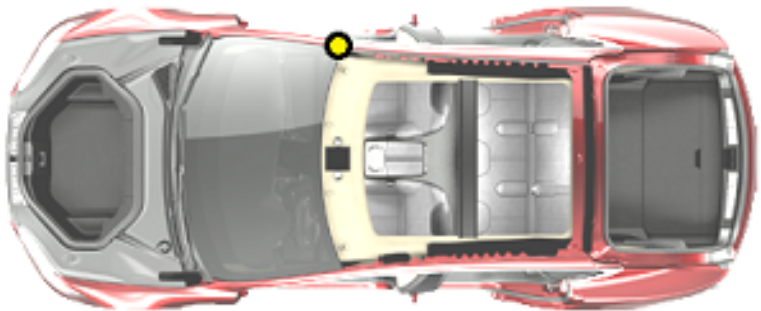
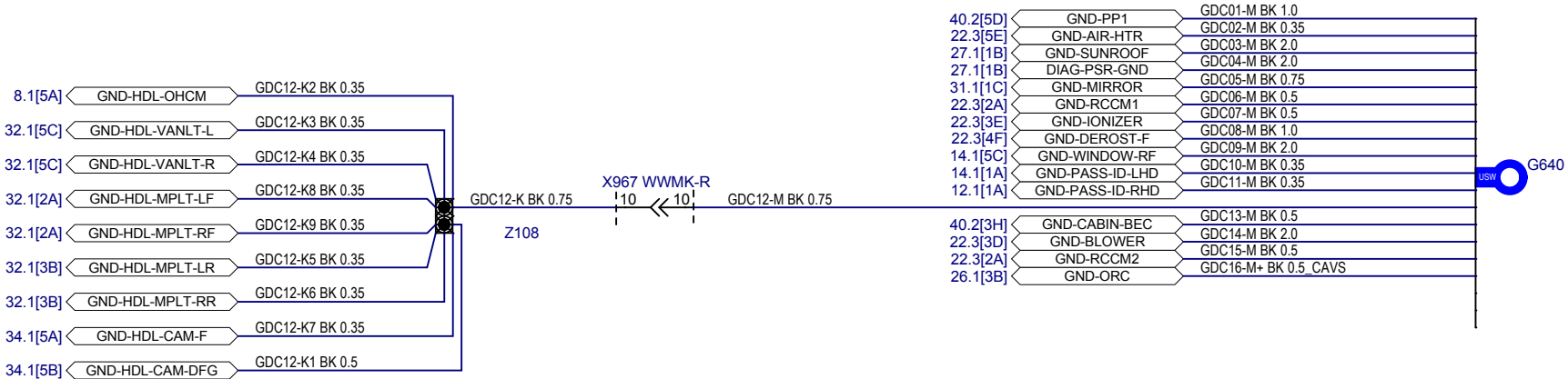


TESLA

PROJECT NAME: <b>2015 Model S Wiring: LHD</b>		PHASE: <b>SOP7</b>
SHEET NAME: <b>Ground Distribution - Left Front</b>		
ITEM NO. <b>1004573-00-E</b>	REVISION: <b>15</b>	DATE: <b>8/11/2015</b>
<b>DO NOT SCALE</b>		<b>SHEET 42.2</b>

THE INFORMATION CONTAINED HEREIN IS DEEMED TO BE CONFIDENTIAL, PROPRIETARY, AND A TRADE SECRET OF TESLA MOTORS. THIS INFORMATION MAY NOT BE USED, REPRODUCED, OR DISCLOSED AS THE DIRECT OR INDIRECT BASIS FOR THE DEVELOPMENT, MANUFACTURE, OR SALE OF PROCESSES OR PRODUCTS WITHOUT THE EXPRESSED WRITTEN CONSENT OF TESLA MOTORS.

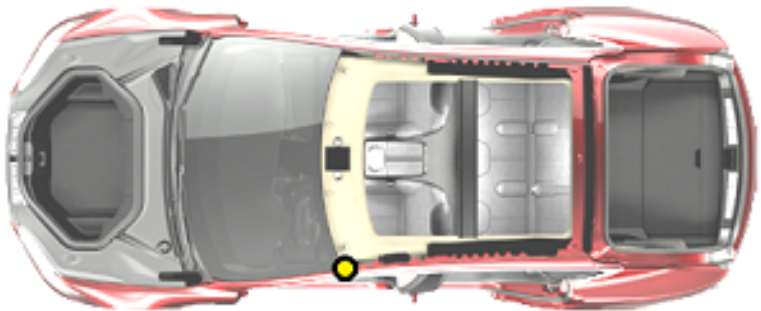
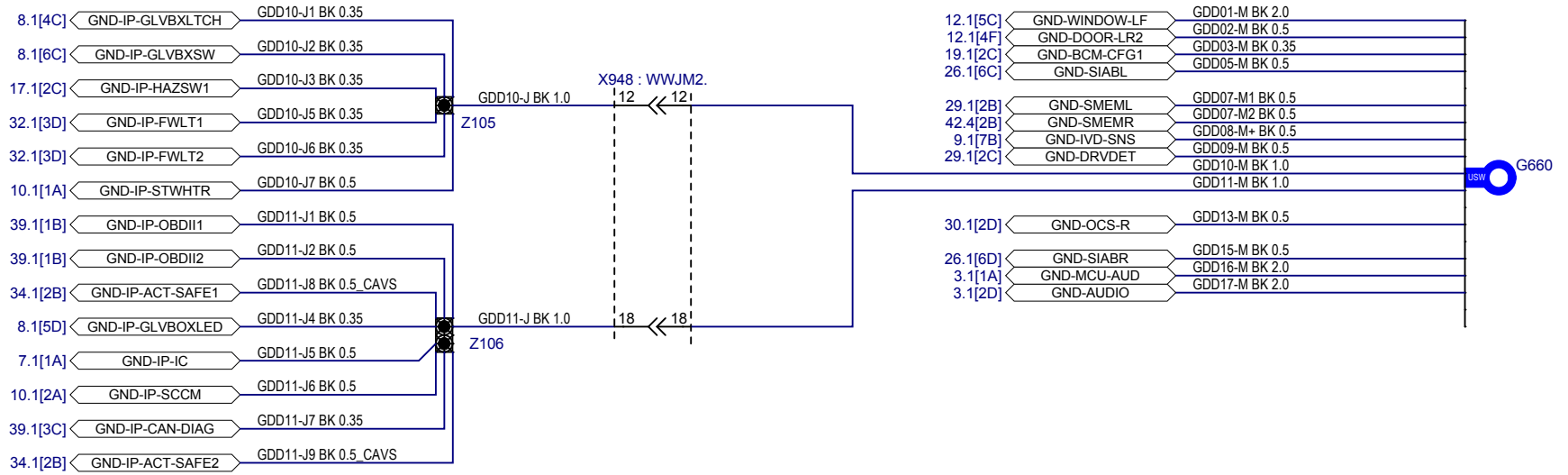
RH A-pillar Ground Point



PROJECT NAME: 2015 Model S Wiring: LHD		PHASE: SOP7
SHEET NAME: Ground Distribution - RHS A-Pillar		
ITEM NO. 1004573-00-E	REVISION: 15	DATE: 3/4/2015
DO NOT SCALE		SHEET 42.3

THE INFORMATION CONTAINED HEREIN IS DEEMED TO BE CONFIDENTIAL, PROPRIETARY, AND A TRADE SECRET OF TESLA MOTORS. THIS INFORMATION MAY NOT BE USED, REPRODUCED, OR DISCLOSED AS THE DIRECT OR INDIRECT BASIS FOR THE DEVELOPMENT, MANUFACTURE, OR SALE OF PROCESSES OR PRODUCTS WITHOUT THE EXPRESSED WRITTEN CONSENT OF TESLA MOTORS.

LH A-pillar Ground Point



THE INFORMATION CONTAINED HEREIN IS DEEMED TO BE CONFIDENTIAL, PROPRIETARY, AND A TRADE SECRET OF TESLA MOTORS. THIS INFORMATION MAY NOT BE USED, REPRODUCED, OR DISCLOSED AS THE DIRECT OR INDIRECT BASIS FOR THE DEVELOPMENT, MANUFACTURE, OR SALE OF PROCESSES OR PRODUCTS WITHOUT THE EXPRESSED WRITTEN CONSENT OF TESLA MOTORS.



PROJECT NAME: 2015 Model S Wiring: LHD		PHASE: SOP7
SHEET NAME: Ground Distribution - LHS A-pillar		
ITEM NO. 1004573-00-E	REVISION: 15	DATE: 8/11/2015
DO NOT SCALE		SHEET 42.4

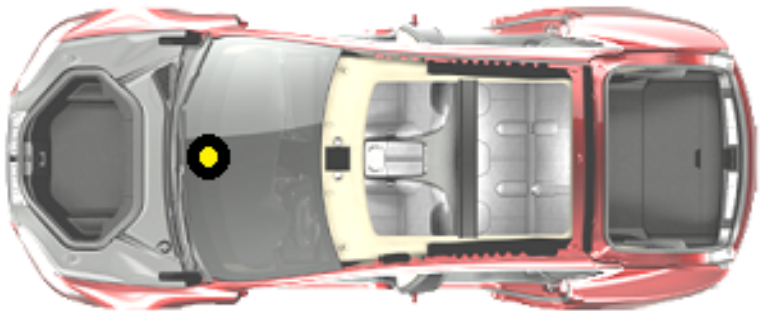


Middle Ground Point

25.1[2B]	GND-WSH-LVL	GDF01-W BK 0.35
25.1[4B]	GND-WSH-PMP	GDF02-W BK 0.5
9.1[3D]	GND-iBoost	GDF15-W+ BK 3.0
	GND-WshrNozzle	GDF16-W BK 0.35
9.1[3E]	GND-BRK-FL	GDF05-W+ BK 0.35
40.1[6C]	GND-BCM1	GDF06-W BK 2.0
40.1[6C]	GND-BCM2	GDF07-W BK 2.0
17.1[4E]	GND-HL-LVL	GDF08-W BK 0.5
21.1[1A]	GND-TTC	GDF09-W BK 0.5
21.1[3E]	GND-FJB	GDF10-W BK 0.5
11.1[2C]	GND-ASC-ECU	GDF12-W BK 1.0
21.1[3E]	GND-COMPRSR-RWD	GDF11-W1 BK 0.5
42.5[2B]	GND-COMPRSR-DM	GDF11-W2 BK 0.5
21.1[3E]	GND-COMPCase-RWD	GDF13-W1 BK 3.0
21.1[3E]	GND-COMPCase-DM	GDF13-W2 BK 3.0
21.1[1B]	GND-CL-BTL-RWD	GDF04-W1 BK 0.35
	GND-CL-BTL-DM	GDF04-W2 BK 0.35
28.1[2D]	GND-DI-F-ID	GDB11-W BK 0.5
28.1[2D]	GND-DI-F-MAIN	GDB12-W BK 0.5



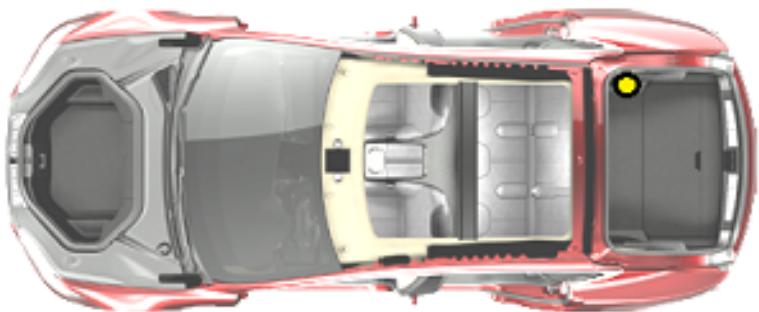
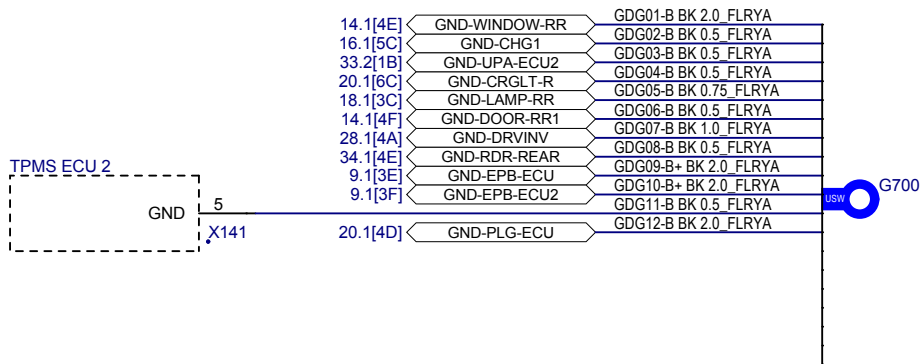
Circuits with -RWD tag are only for DV2W  
 Circuits with -DM tag are only for DV4W  
 Vehicles are built as DV2W or DV4W, so vehicle will have either -RWD or -DM circuits, but not both



PROJECT NAME: <b>2015 Model S Wiring: LHD</b>		PHASE: <b>SOP7</b>
SHEET NAME: <b>Ground Distribution - Lower Center Stack</b>		
ITEM NO. <b>1004573-00-E</b>	REVISION: <b>15</b>	DATE: <b>4/8/2015</b>
<b>DO NOT SCALE</b>		<b>SHEET 42.5</b>

THE INFORMATION CONTAINED HEREIN IS DEEMED TO BE CONFIDENTIAL, PROPRIETARY, AND A TRADE SECRET OF TESLA MOTORS. THIS INFORMATION MAY NOT BE USED, REPRODUCED, OR DISCLOSED AS THE DIRECT OR INDIRECT BASIS FOR THE DEVELOPMENT, MANUFACTURE, OR SALE OF PROCESSES OR PRODUCTS WITHOUT THE EXPRESSED WRITTEN CONSENT OF TESLA MOTORS.

RR Ground Point - Behind Wheel



PROJECT NAME: 2015 Model S Wiring: LHD PHASE: SOP7

SHEET NAME: Ground Distribution - Right Rear

ITEM NO. 1004573-00-E REVISION: 15 DATE: 3/4/2015

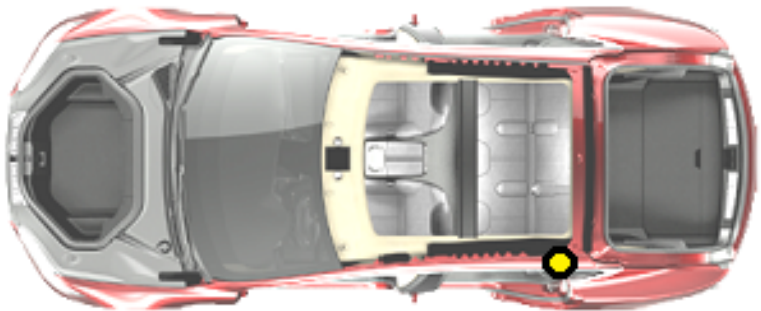
DO NOT SCALE

SHEET 42.6

THE INFORMATION CONTAINED HEREIN IS DEEMED TO BE CONFIDENTIAL, PROPRIETARY, AND A TRADE SECRET OF TESLA MOTORS. THIS INFORMATION MAY NOT BE USED, REPRODUCED, OR DISCLOSED AS THE DIRECT OR INDIRECT BASIS FOR THE DEVELOPMENT, MANUFACTURE, OR SALE OF PROCESSES OR PRODUCTS WITHOUT THE EXPRESSED WRITTEN CONSENT OF TESLA MOTORS.

LR Ground Point - Behind Wheel

16.1[7C]	GND-CHGPRT1	GDH01-M BK 0.5
18.1[3A]	GND-LAMP-LR	GDH02-M BK 0.75
20.1[1D]	GND-TGINTOPEN	GDH03-M BK 0.35
20.1[6C]	GND-CRGLT-L	GDH04-M BK 0.35
16.1[3D]	GND-BMS1	GDH05-M BK 0.5
16.1[3D]	GND-BMS2	GDH06-M BK 0.5
16.1[3D]	GND-BMS3	GDH07-M BK 0.5
16.1[3D]	GND-BMS4	GDH08-M BK 0.5
16.1[5D]	GND-CHG2	GDH09-M BK 0.5
29.1[2E]	GND-SH2L	GDH10-M BK 1.0
29.1[2F]	GND-SH2M	GDH11-M BK 1.0
29.1[2F]	GND-SH2R	GDH12-M BK 1.0
29.1[2C]	GND-SHL-FTWL	GDH13-M BK 0.75
12.1[4E]	GND-WINDOW-LR	GDH14-M BK 2.0
30.1[2C]	GND-SHR-FTWL	GDH15-M BK 0.75
29.1[2A]	GND-LFSEAT	GDD06-M BK 2.0
30.1[2B]	GND-RFSEAT	GDD12-M BK 2.0

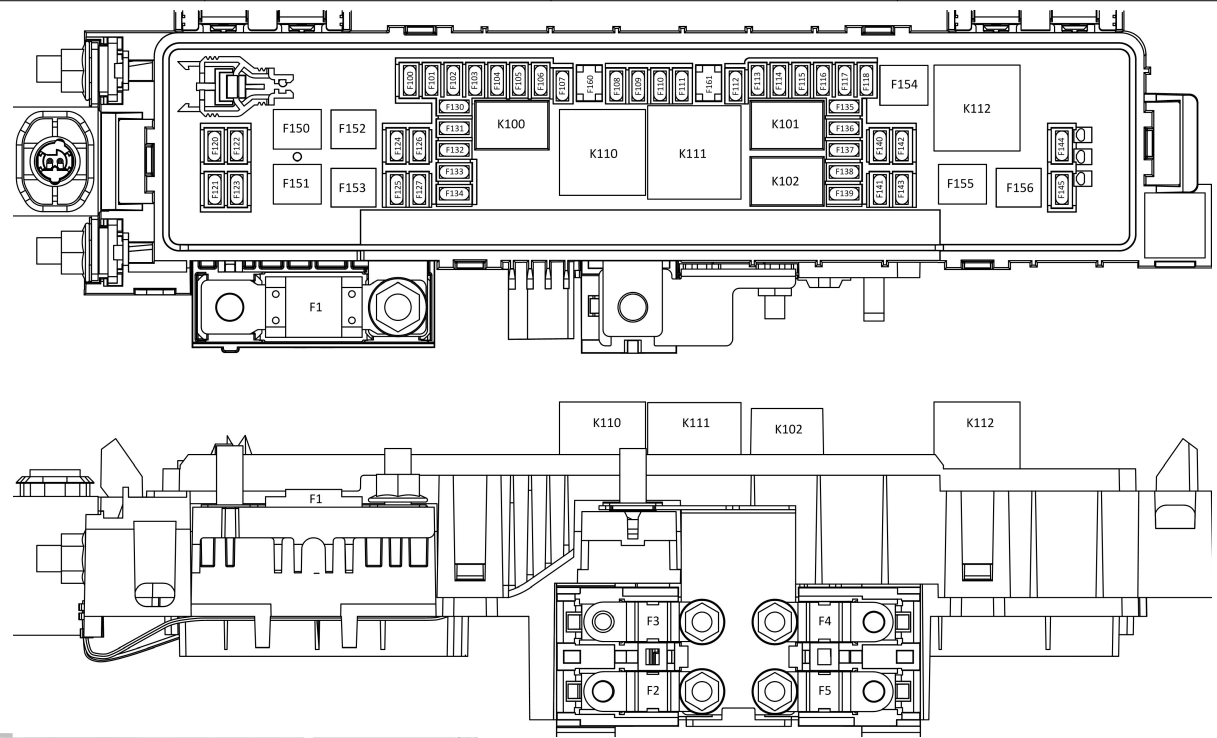
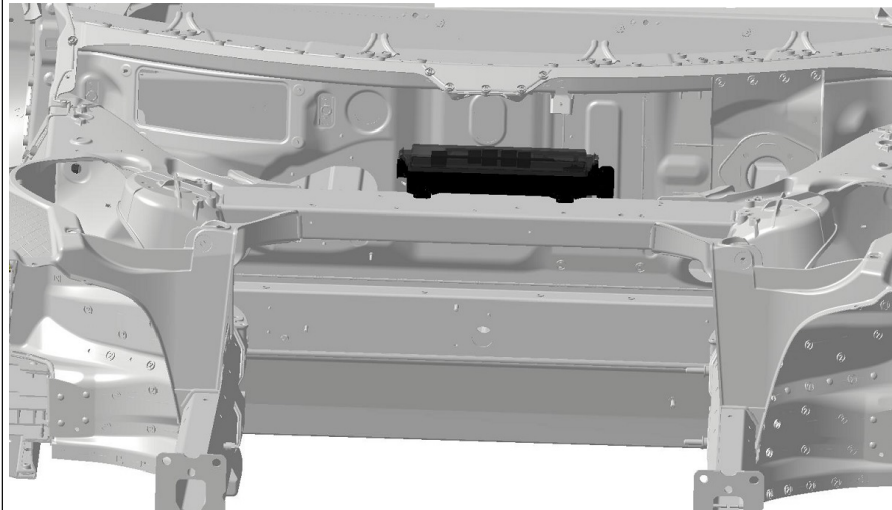


PROJECT NAME: <b>2015 Model S Wiring: LHD</b>		PHASE: <b>SOP7</b>	
SHEET NAME: <b>Ground Distribution - Left Rear</b>			
ITEM NO. <b>1004573-00-E</b>	REVISION: <b>15</b>	DATE: <b>8/11/2015</b>	
<b>DO NOT SCALE</b>		<b>SHEET 42.7</b>	

THE INFORMATION CONTAINED HEREIN IS DEEMED TO BE CONFIDENTIAL, PROPRIETARY, AND A TRADE SECRET OF TESLA MOTORS. THIS INFORMATION MAY NOT BE USED, REPRODUCED, OR DISCLOSED AS THE DIRECT OR INDIRECT BASIS FOR THE DEVELOPMENT, MANUFACTURE, OR SALE OF PROCESSES OR PRODUCTS WITHOUT THE EXPRESSED WRITTEN CONSENT OF TESLA MOTORS.

Des.	Value	Type	Functional Description	Option
F1	250A	MEGA	DCDC input	ALL
F2	60A	MIDI	Power Steering	ALL
F3	-	MIDI	not used	ALL
F4	125A	MIDI	Cabin Subfeed	ALL
F100	5A	MICRO2	Siren and Intrusion Module	REEU
F101	15A	MICRO2	Driver Assist Forward Camera	ALL
F102	-	-	not used	ALL
F103	25A	MICRO2	ABS Valves	ALL
F104	5A	MICRO2	Battery Sensor	ALL
F105	-	-	not used	ALL
F106	-	-	not used	ALL
F107	5A	MICRO2	Drive Inverter, Rear	ALL
F108	5A	MICRO2	Drive Rail Sense	ALL
F109	10A	MICRO2	Park Assist	ALL
F110	5A	MICRO2	Restraints Control Module	ALL
F111	-	-	not used	ALL
F112	5A	MICRO2	Cabin Comfort Systems	ALL
F113	10A	MICRO2	Cabin Air Heater	ALL
F114	10A	MICRO2	Thermal Controller, Inlets, Battery Heater	ALL
F115	-	-	not used	ALL
F116	10A	MICRO2	Body Controls Group 1	ALL
F117	10A	MICRO2	Air Suspension Controls/Valves	SU01,SU02
F118	-	-	not used	ALL
F120	-	-	not used	ALL
F121	-	-	not used	ALL
F122	15A	MICRO2	Coolant Pump 3	ALL
F123	15A	MICRO2	Coolant Pump 2	ALL
F124	10A	MICRO2	Windshield Wiper De-Ice	ALL
F125	10A	MICRO2	Contact Power	ALL
F126	-	-	not used	ALL
F127	-	-	not used	ALL
F130	15A	MICRO2	Driver Assist Forward Radar	ALL
F131	-	-	not used	ALL
F132	5A	MICRO2	Drive Inverter, Front	DV4W
F133	-	-	not used	ALL
F134	-	-	not used	ALL
F135	10A	MICRO2	Driver Assistance Forward Camera Defog	DV4W
F136	15A	MICRO2	Coolant Pump 4	ALL
F137	15A	MICRO2	Coolant Pump 1	ALL
F138	30A	MICRO2	Rear Defrost Grid	ALL
F139	-	-	not used	ALL
F140	-	-	not used	ALL
F141	-	-	not used	ALL
F142	15A	MICRO2	Security Controls and Horns	ALL
F143	30A	MICRO2	Body Controls Group 2	ALL
F144	20A	MICRO2	Headlamps	ALL
F145	25A	MICRO2	Exterior Lighting	ALL
F150	40A	J-Case-LP	Condenser Fan, Left	ALL
F151	50A	J-Case-LP	ABS Pump Motor	ALL
F152	-	-	not used	ALL
F153	-	-	not used	ALL
F154	40A	J-Case-LP	Air Suspension Compressor	ALL
F155	40A	J-Case-LP	Condenser Fan, Right	ALL
F156	40A	J-Case-LP	iBoost (Brake Assist)	ALL
F160	30A	JCaseMini	Cabin Blower	ALL
F161	-	-	not used	ALL
K100	-	-	not used	ALL
K101	M280	HVAC	Rail group 1	ALL
K102	M280	HVAC	Rear Defrost Grnd	ALL
K110	HCISO	HVAC	Drive Rail	ALL
K111	HCISO	HVAC	HVAC Rail	ALL
K112	HCISO	HVAC	Air Suspension Controller	ALL

Note: Fuses may be installed even when function does not apply to your vehicle



THE INFORMATION CONTAINED HEREIN IS DEEMED TO BE CONFIDENTIAL, PROPRIETARY, AND A TRADE SECRET OF TESLA MOTORS. THIS INFORMATION MAY NOT BE USED, REPRODUCED, OR DISCLOSED AS THE DIRECT OR INDIRECT BASIS FOR THE DEVELOPMENT, MANUFACTURE, OR SALE OF PROCESSES OR PRODUCTS WITHOUT THE EXPRESSED WRITTEN CONSENT OF TESLA MOTORS.

# TESLA

PROJECT NAME: 2015 Model S Wiring: LHD PHASE: SOP7

SHEET NAME: Front Fusebox Layout

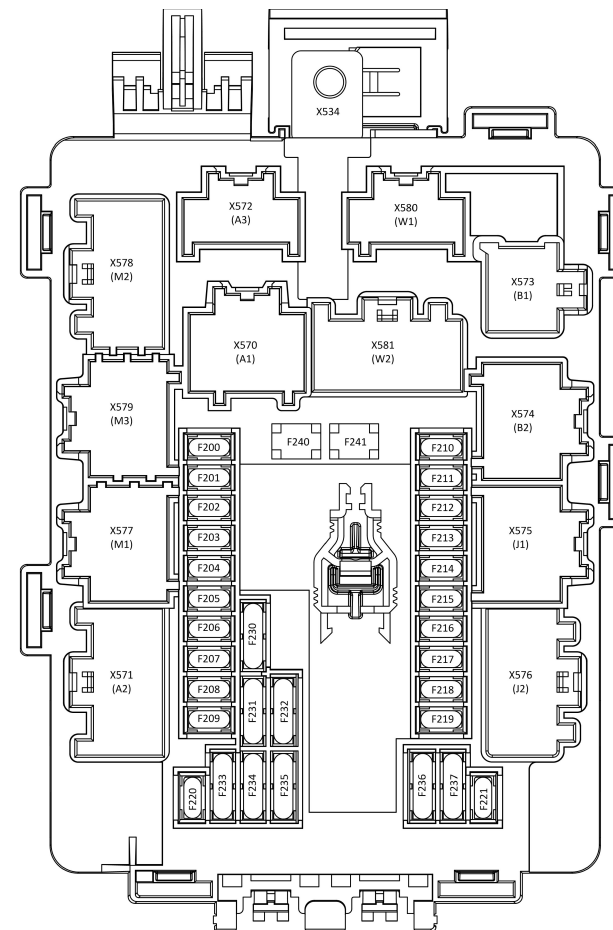
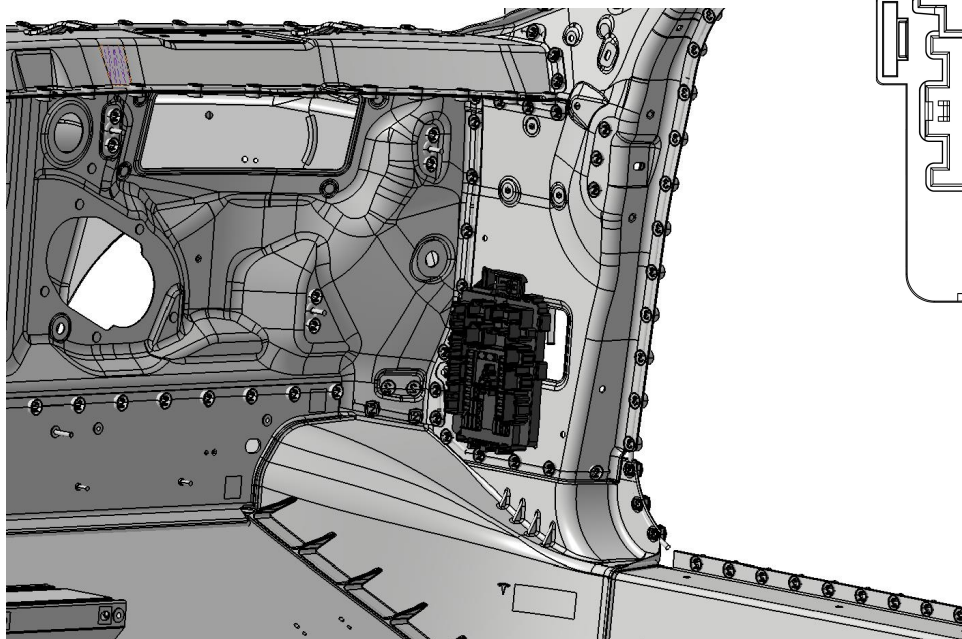
ITEM NO: 1004573-00-E REVISION: 15 DATE: 7/31/2015

DO NOT SCALE DRAWING SHEET 44.1

### No serviceable relays in Cabin Fusebox

Des. Value	Type	Functional Description	Option
F200 5A	MICRO2	Memory Seat Module	ALL
F201 25A	MICRO2	Window Lift Motor, Left Rear	ALL
F202 15A	MICRO2	12V Accessory	ALL
F203	-	not used	ALL
F204 25A	MICRO2	Window Lift Motor, Right Front	ALL
F205 25A	MICRO2	Window Lift Motor, Left Front	ALL
F206 25A	MICRO2	Sunroof	RFPO
F207 15A	MICRO2	12V Accessory Outlet	ALL
F208	-	not used	ALL
F209	-	not used	ALL
F210 30A	MICRO2	Power Liftgate	TP01
F211 25A	MICRO2	Window Lift Motor, Right Rear	ALL
F212 20A	MICRO2	Electric Park Brake (primary)	ALL
F213 20A	MICRO2	Electric Park Brake (redundant)	ALL
F214	-	not used	ALL
F215 10A	MICRO2	Steering Wheel Heater	CW02
F216	-	not used	ALL
F217 20A	MICRO2	Premium Audio Amplifier	AU01
F218 20A	MICRO2	Base Audio Amplifier	ALL
F219 5A	MICRO2	Glove Box Light, Diagnostics	ALL
F220 5A	MICRO2	Brake Pedal Switch	ALL
F221 5A	MICRO2	Battery Management System	ALL
F230 15Ax2	MICRO3	Seat Heater, Second Row, Right	ALL
F231 15Ax2	MICRO3	Seat Heater, Second Row, Left	ALL
F232 15Ax2	MICRO3	Seat Heater, Second Row, Middle	ALL
F233 10Ax2	MICRO3	Seat Heater, First Row, Left	ALL
F233 10Ax2	MICRO3	Seat Heater, First Row, Right	ALL
F233 10Ax2	MICRO3	Door Controls, Left, Door Handle, Left Front	ALL
F233 10Ax2	MICRO3	Door Controls, Right, Door Handle, Right Front	ALL
F234 5Ax2	MICRO3	Door Handle, Left Rear	ALL
F234 5Ax2	MICRO3	Door Handle, Right Rear	ALL
F235 10Ax2	MICRO3	Gateway / Center Display	ALL
F235 10Ax2	MICRO3	Charging Systems	ALL
F236 5Ax2	MICRO3	Steering Angle / Column	ALL
F236 5Ax2	MICRO3	Radio, Vanity Lights, Rear View Mirror	ALL
F237 5Ax2	MICRO3	Instrument Cluster	ALL
F240 30A	J-Case-S	Seat Motors, Right Front	ALL
F241 30A	J-Case-S	Seat Motors, Left Front	ALL

Note: Fuses may be installed even when function does not apply to your vehicle



# TESLA

PROJECT NAME: 2015 Model S Wiring: LHD PHASE: SOP7

SHEET NAME: "Cabin" Fusebox 1 Layout

ITEM NO: 1004573-00-E REVISION: 15 DATE: 8/11/2015

DO NOT SCALE DRAWING SHEET 44.2

THE INFORMATION CONTAINED HEREIN IS DEEMED TO BE CONFIDENTIAL, PROPRIETARY, AND A TRADE SECRET OF TESLA MOTORS. THIS INFORMATION MAY NOT BE USED, REPRODUCED, OR DISCLOSED AS THE DIRECT OR INDIRECT BASIS FOR THE DEVELOPMENT, MANUFACTURE, OR SALE OF PROCESSES OR PRODUCTS WITHOUT THE EXPRESSED WRITTEN CONSENT OF TESLA MOTORS.