

Section	DESCRIPTION
1	Table of Contents and Legend
2	Change History
3	Audio System Wiring (all options)
5	Antenna connections
6	Infotainment non-Antenna connections
7	MCU/Infotainment vehicle interfaces
8	Security, Passive Entry, Hons
9	Chassis - Stability and ABS, park brake
10	Chassis - Power Steering and Steering wheel controls
11	Chassis - Air suspension system
12	Body - Door / Window Controls, Left Side
14	Body - Door / Window Controls, Right Side
16	Powertrain - HV Battery and Chargers
17	Body - Exterior Lights, Front
18	Body - Exterior Lights, Rear, including Tailgate
19	Body - Front Cargo Hatch
20	Body - Rear Cargo Hatch / Power Liftgate
21	HVAC - Foundation, Controller, Sensors, Valves, Pumps, Solenoids and Inlet Louvers
22	HVAC - Cabin Functions
23	HVAC - Cold Weather Package Content
24	Powertrain - HVIL and High Voltage architecture
25	Body - Wiper/Washer System
26	Passive Safety Restraints System
27	Body - Powered Sunroof
28	Powertrain - Drive Inverter, Accelerator Pedal
29	Body - LF Seat
30	Body - RF Seat
31	Body - Side and Rear-View Mirrors
32	Body - Interior Lighting
33	Parking System including Rear View
34	Advanced Safety - Blind Zone and Forward Camera, Front Radar
35	Chassis CAN Network
36	Body CAN Network
37	Body Fault-Tolerant CAN Network
38	PowerTrain CAN Network
39	Diagnostic Connections
40	12V Power Distribution
42	Ground Distribution
43	Layout and Function of Fuse/Relay Boxes

Abbreviation	Meaning
LF	Left Front
RF	Right Front
LR	Left Rear
RR	Right Rear
MF	Middle Front

Designator	Meaning
LF/DHC	LF Door Harness Connector
LR/DHC	LR Door Harness Connector
RF/DHC	RF Door Harness Connector
RR/DHC	RR Door Harness Connector
GH/C	TailGate Harness Connector
CCHC	Center Console Harness Connector
IPHC(L/R)	Instrument Panel Harness Connector (Left/Right)
RSFHC	Rear Subframe harness connector
WW%/%	Wire-to-wire %-to-%-to-designator

Designator	Meaning
A	Body Harness, Left Floor
B	Body Harness, Right Floor
C	Center Console
D	Driver (LF) Door Harness
E	Sunroof Subsystem Harness
F	Front Bumper Harness
G	Rear Bumper Harness
H	High Voltage Wiring (for reference only)
J	Instrument Panel (Dashpad) Harness
K	Headliner
L	Front End Module
M	Main Harness, Lower IP and Front Trunk area
N	Front Harness, Right Side
P	Front Passenger (RF) Door Harness
Q	Front Harness, Left side
R	LR Door Harness
S	RR Door Harness
T	Tailgate Harness - Right
U	Tailgate Harness - Left
V	HVAC Unit Subharness (part of assembly)
W	Steering Wheel Harness (from Clockspring out)
X	Rear subframe subharness
Y	tbody
Z	Single Cables - Each circuit is a separate assembly

Designator	Color	Designator	Color	Designator	Color
BK	Black	LB	Light Blue	RD	Red
BR	Brown	LG	Light Green	NA	coax-center
DB	Dark Blue	OR	Orange	TN	Tan
DG	Dark Green	PK	Pink	SH	coax-shield
GY	Gray	VT	Violet (Purple)	WT	White
				YL	Yellow

Striped wires are indicated by base-color code "*" then stripe color code.
 "BR-BK" indicates a brown wire with a black stripe.

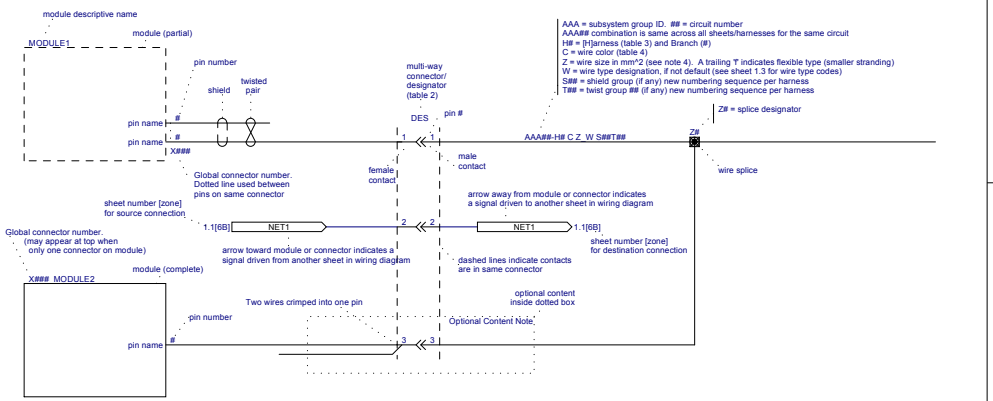
Designator	Meaning
TWP	SAE J1128 TWP - thin-wall 105C rated
STX	SAE J1127 STX - thin-wall 125C rated
J	flexible type (add to any type) = small strand
CAVS	JASO D-611 CAVS specification wire, 85C
TXL	SAE J1128 TXL - thin-wall 125C rated
SGX	SAE J1127 SGX - general purpose 125C rated
RFXFA	SAE J1128 TXL-F thin-wall high-flex 125C rated

- General Notes:
- Switches (Relays) are shown in their inactive (de-energized) state.
 - Splices may be split across pages for visual clarity with respect to the function displayed on the particular page.
 - Some connectors are split across multiple pages for clarity. There is no overall reference in this document for the signals routed to a specific connector.
 - Wire sizes are specified in mm² cross-sectional area (CSA) per SAE 1127/8.

Size Shown	Wire Specification Usage	Size Shown	Wire Specification Usage
0.22	SAE 0.22 / 24AWG	5.0	SAE 5.0 / 10AWG
0.35	SAE 0.35 / 22AWG	8.0	SAE 8.0 / 8AWG
0.5	SAE 0.5 / 20 AWG	13.0	SAE 13.0 / 6AWG
0.75	SAE 0.8 / 18AWG	20.0	SAE 19.0 / 4AWG
1.0	SAE 1.0 / 16AWG	32.0	SAE 32.0 / 2AWG
2.0	SAE 2.0 / 14AWG	40.0	SAE 40.0 / 1AWG
3.0	SAE 3.0 / 12AWG	60.0	SAE 60.0 / 10AWG
 - Wire specification: 60V, thin-wall PVC (SAE TWP type or equivalent), unless otherwise specified in wire label. Default wire type to be rated 60VDC/25VAC and -40C to 105C operating temperature. See sheet 43 for further details and to correlate specific cabling types to harness application. Twisted pairs may be manufactured of above wire by harness manufacturer.

P-30mm	±5mm for CSA=1.0
PRMT	PARAM Wire Type Designator TWP

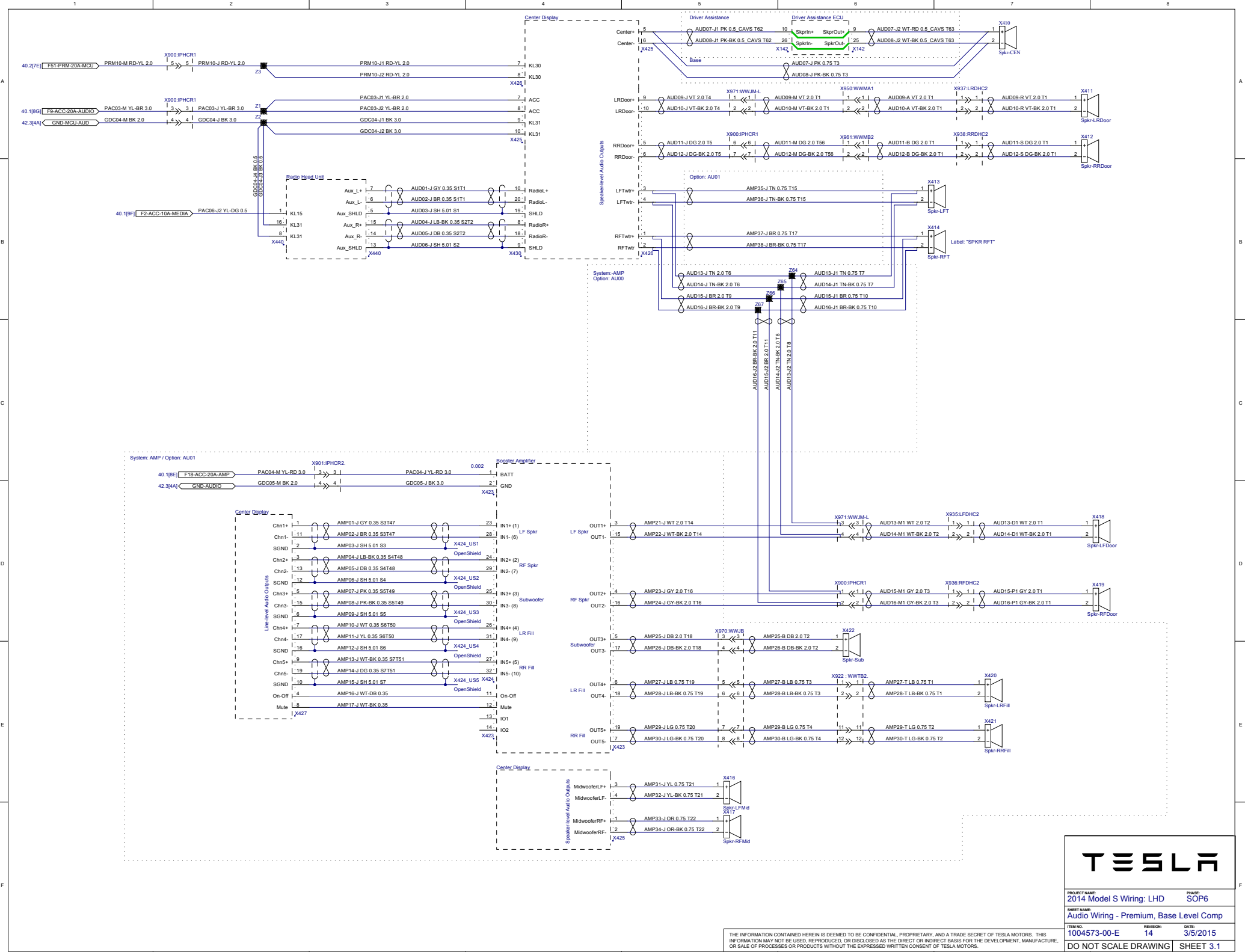
- Unless otherwise specified, terminal plating is to be Tin or Pre-Tin.
- For connectors with multiple instances of the same wire color in a similar or the same size, the terminal may not be inserted into the exact cavity specified. This applies only to joint connectors in the GR## range or XT00-XT99 range, where the wires are connected together internally by the joint connector.
- Inline connector gender specification is based on the terminal type. Inline connectors with "M" suffix have male, lab or pin terminals. Inline connectors with "F" suffix have female, receptacle or socket terminals.



TESLA

PROJECT NAME: 2014 Model S Wiring: LHD		PHASE: SOP6	
SHEET NAME: Table of Contents			
ITEM NO: 1004573-00-E	REVISION: 14	DATE: 1/19/2015	
DO NOT SCALE DRAWING			SHEET 1.1

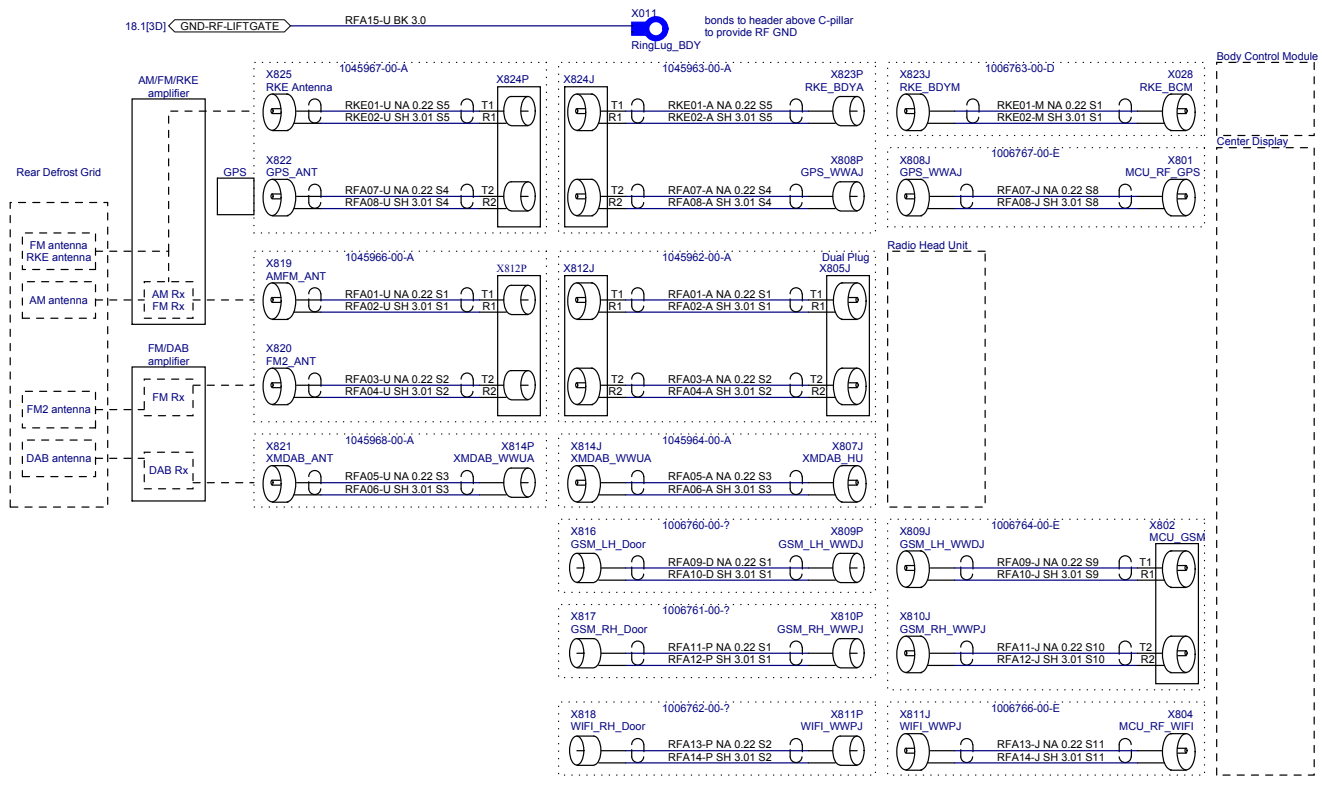
THE INFORMATION CONTAINED HEREIN IS DEEMED TO BE CONFIDENTIAL, PROPRIETARY, AND A TRADE SECRET OF TESLA MOTORS. THIS INFORMATION MAY NOT BE USED, REPRODUCED, OR DISCLOSED AS THE DIRECT OR INDIRECT BASIS FOR THE DEVELOPMENT, MANUFACTURE, OR SALE OF PROCESSES OR PRODUCTS WITHOUT THE EXPRESSED WRITTEN CONSENT OF TESLA MOTORS.



TESLA

PROJECT NAME: 2014 Model S Wiring: LHD	PHASE: SOP6
SHEET NAME: Audio Wiring - Premium, Base Level Comp	REVISION: 3/5/2015
ITEM NO: 1004573-00-E	DATE: 3/5/2015
DO NOT SCALE DRAWING	
SHEET 3.1	

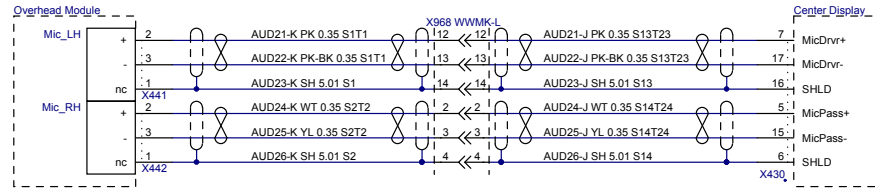
THE INFORMATION CONTAINED HEREIN IS DEEMED TO BE CONFIDENTIAL, PROPRIETARY, AND A TRADE SECRET OF TESLA MOTORS. THIS INFORMATION MAY NOT BE USED, REPRODUCED, OR DISCLOSED AS THE DIRECT OR INDIRECT BASIS FOR THE DEVELOPMENT, MANUFACTURE, OR SALE OF PROCESSES OR PRODUCTS WITHOUT THE EXPRESSED WRITTEN CONSENT OF TESLA MOTORS.



PROJECT NAME: 2014 Model S Wiring: LHD	PHASE: SOP6
SHEET NAME: Antenna Connections	
ITEM NO: 1004573-00-E	REVISION: 14
DATE: 4/28/2015	
DO NOT SCALE DRAWING	SHEET 5.1

THE INFORMATION CONTAINED HEREIN IS DEEMED TO BE CONFIDENTIAL, PROPRIETARY, AND A TRADE SECRET OF TESLA MOTORS. THIS INFORMATION MAY NOT BE USED, REPRODUCED, OR DISCLOSED AS THE DIRECT OR INDIRECT BASIS FOR THE DEVELOPMENT, MANUFACTURE, OR SALE OF PROCESSES OR PRODUCTS WITHOUT THE EXPRESSED WRITTEN CONSENT OF TESLA MOTORS.

X430, X441, X442, X968, X900 UNSEALED shield terminations



PROJECT NAME: 2014 Model S Wiring: LHD PHASE: SOP6

SHEET NAME: Center Display - Microphone and USB

ITEM NO: 1004573-00-E REVISION: 14 DATE: 12/24/2014

DO NOT SCALE DRAWING SHEET 6.1

THE INFORMATION CONTAINED HEREIN IS DEEMED TO BE CONFIDENTIAL, PROPRIETARY, AND A TRADE SECRET OF TESLA MOTORS. THIS INFORMATION MAY NOT BE USED, REPRODUCED, OR DISCLOSED AS THE DIRECT OR INDIRECT BASIS FOR THE DEVELOPMENT, MANUFACTURE, OR SALE OF PROCESSES OR PRODUCTS WITHOUT THE EXPRESSED WRITTEN CONSENT OF TESLA MOTORS.

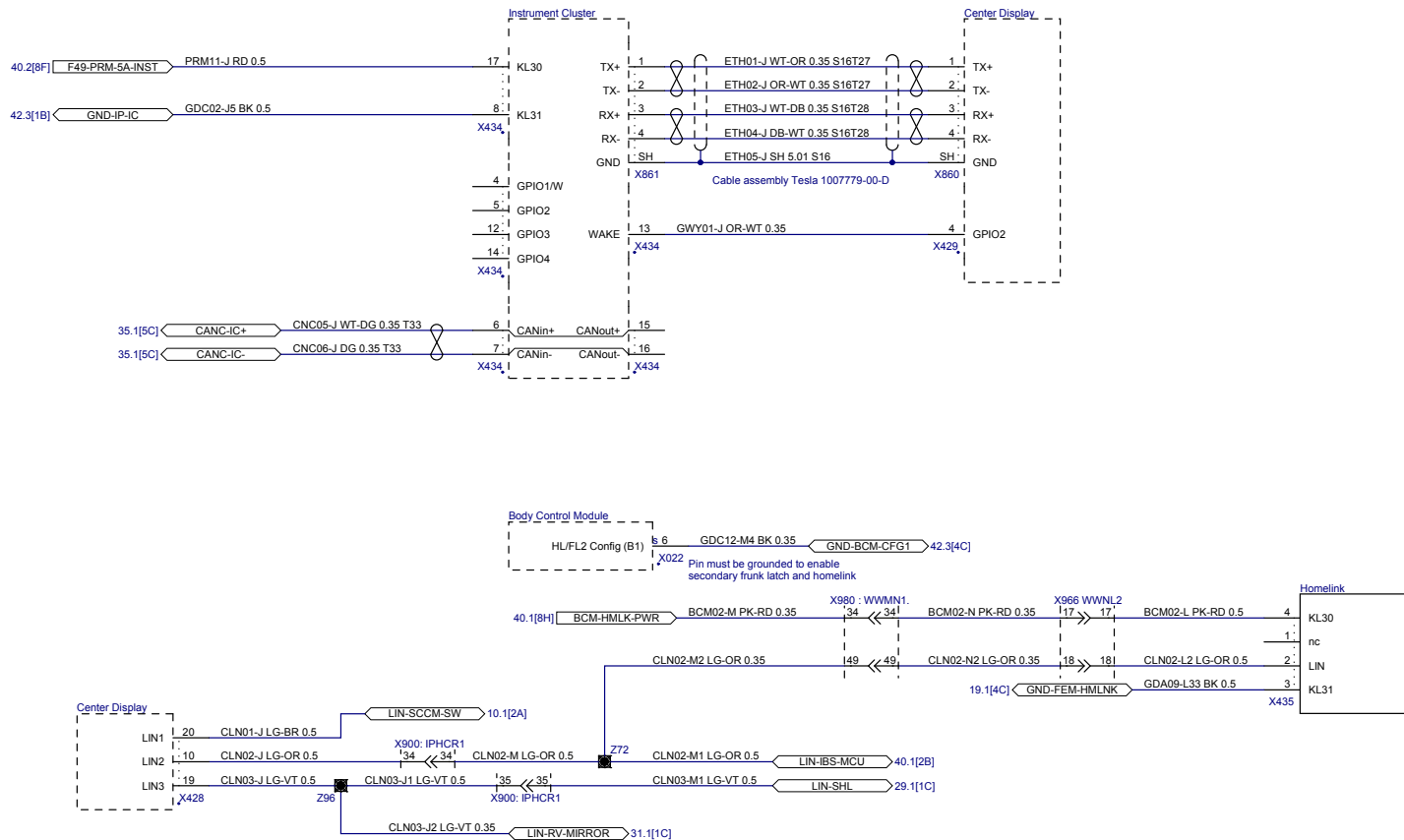
1 2 3 4 5 6

A

B

C

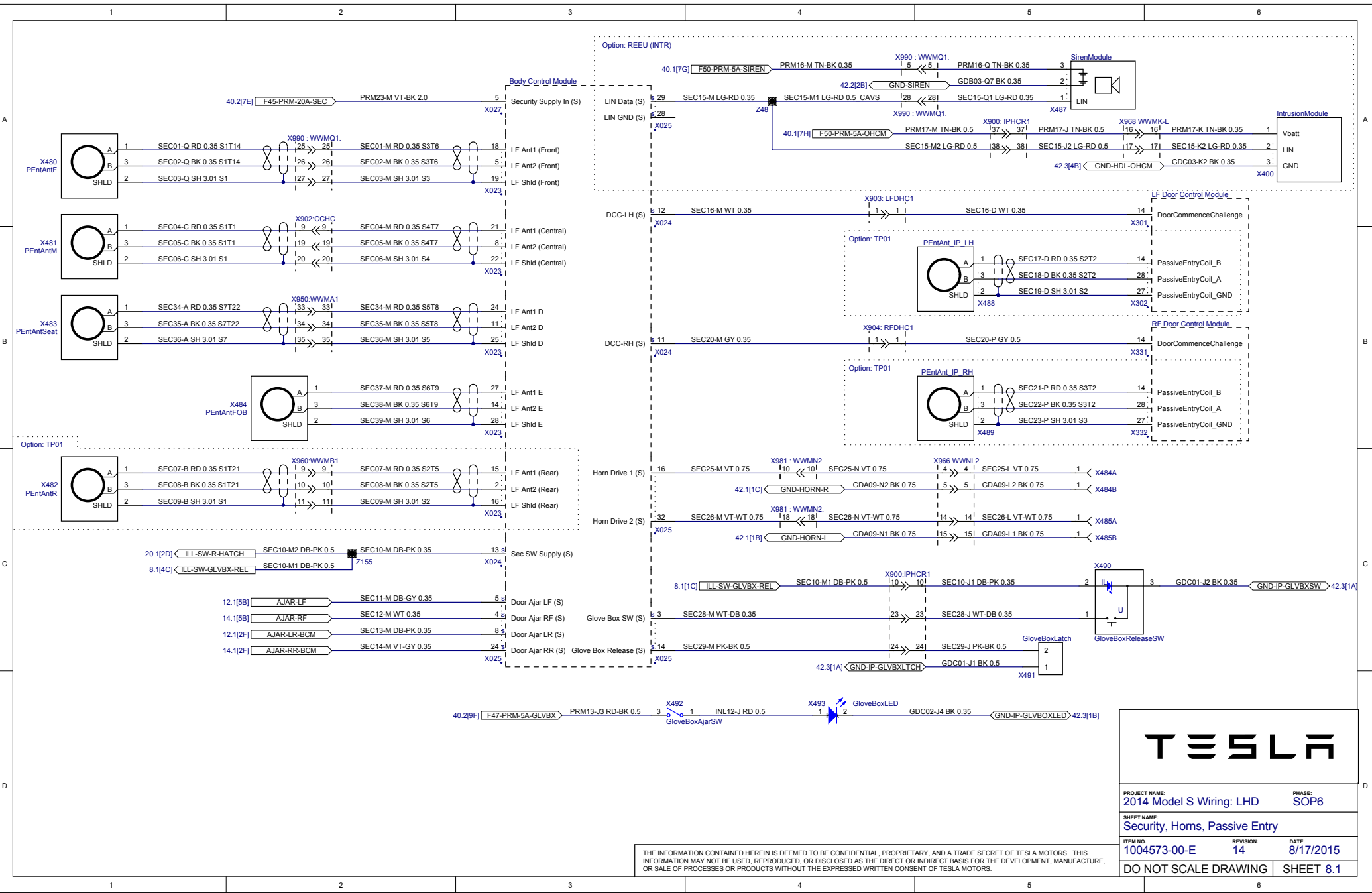
D



PROJECT NAME: 2014 Model S Wiring: LHD	PHASE: SOP6
SHEET NAME: Center Disp. - Inst. Cluster and LIN Interface	
ITEM NO: 1004573-00-E	REVISION: 14 DATE: 8/17/2015
DO NOT SCALE DRAWING	SHEET 7.1

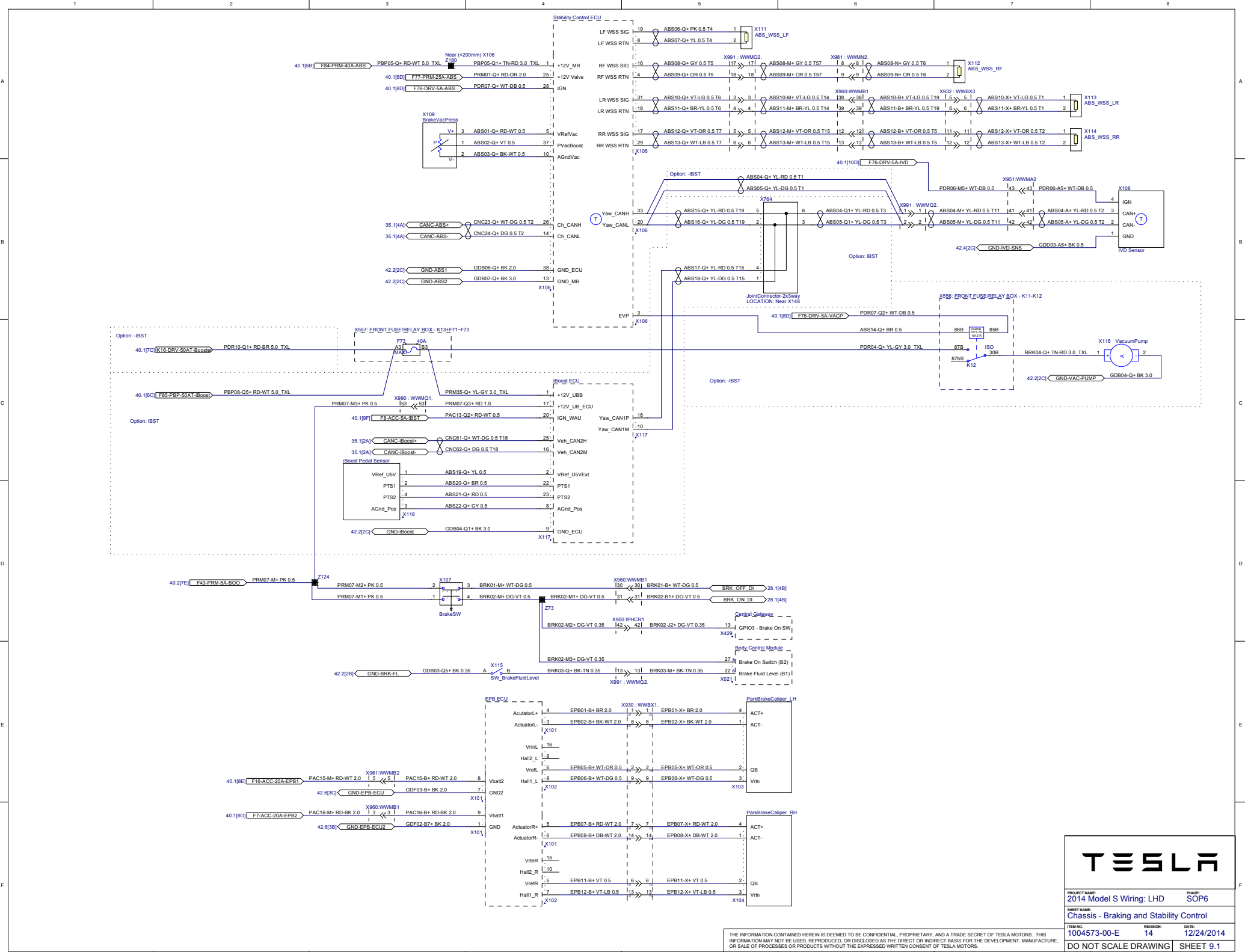
THE INFORMATION CONTAINED HEREIN IS DEEMED TO BE CONFIDENTIAL, PROPRIETARY, AND A TRADE SECRET OF TESLA MOTORS. THIS INFORMATION MAY NOT BE USED, REPRODUCED, OR DISCLOSED AS THE DIRECT OR INDIRECT BASIS FOR THE DEVELOPMENT, MANUFACTURE, OR SALE OF PROCESSES OR PRODUCTS WITHOUT THE EXPRESSED WRITTEN CONSENT OF TESLA MOTORS.

1 2 3 4 5 6



PROJECT NAME: 2014 Model S Wiring: LHD	PHASE: SOP6
SHEET NAME: Security, Horns, Passive Entry	
ITEM NO: 1004573-00-E	DATE: 8/17/2015
REVISION: 14	DATE: 8/17/2015
DO NOT SCALE DRAWING	SHEET 8.1

THE INFORMATION CONTAINED HEREIN IS DEEMED TO BE CONFIDENTIAL, PROPRIETARY, AND A TRADE SECRET OF TESLA MOTORS. THIS INFORMATION MAY NOT BE USED, REPRODUCED, OR DISCLOSED AS THE DIRECT OR INDIRECT BASIS FOR THE DEVELOPMENT, MANUFACTURE, OR SALE OF PROCESSES OR PRODUCTS WITHOUT THE EXPRESSED WRITTEN CONSENT OF TESLA MOTORS.

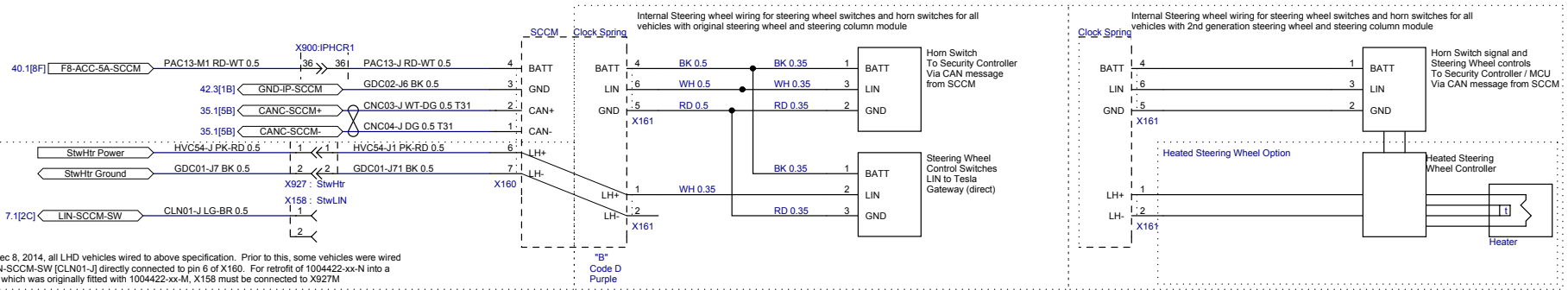


THE INFORMATION CONTAINED HEREIN IS DEEMED TO BE CONFIDENTIAL, PROPRIETARY, AND A TRADE SECRET OF TESLA MOTORS. THIS INFORMATION MAY NOT BE USED, REPRODUCED, OR DISCLOSED AS THE DIRECT OR INDIRECT BASIS FOR THE DEVELOPMENT, MANUFACTURE, OR SALE OF PROCESSES OR PRODUCTS WITHOUT THE EXPRESSED WRITTEN CONSENT OF TESLA MOTORS.

TESLA

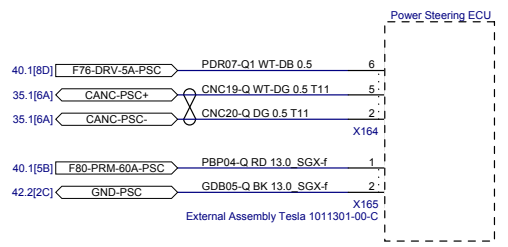
PROJECT NAME: 2014 Model S Wiring: LHD	PHASE: SOP6
SHEET NAME: Chassis - Braking and Stability Control	
ITEM NO: 1004573-00-E	REVISION: 14
DATE: 12/24/2014	
DO NOT SCALE DRAWING	SHEET 9.1

A

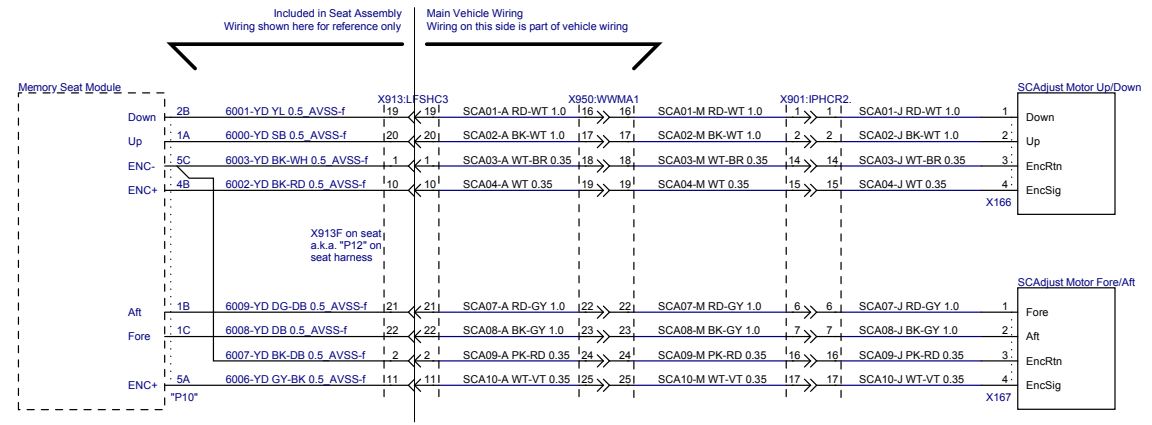


As of Dec 8, 2014, all LHD vehicles wired to above specification. Prior to this, some vehicles were wired with LIN-SCCM-SW [CLN01-J] directly connected to pin 6 of X160. For retrofit of 1004422-xx-N into a vehicle which was originally fitted with 1004422-xx-M, X158 must be connected to X927M

B



C



D

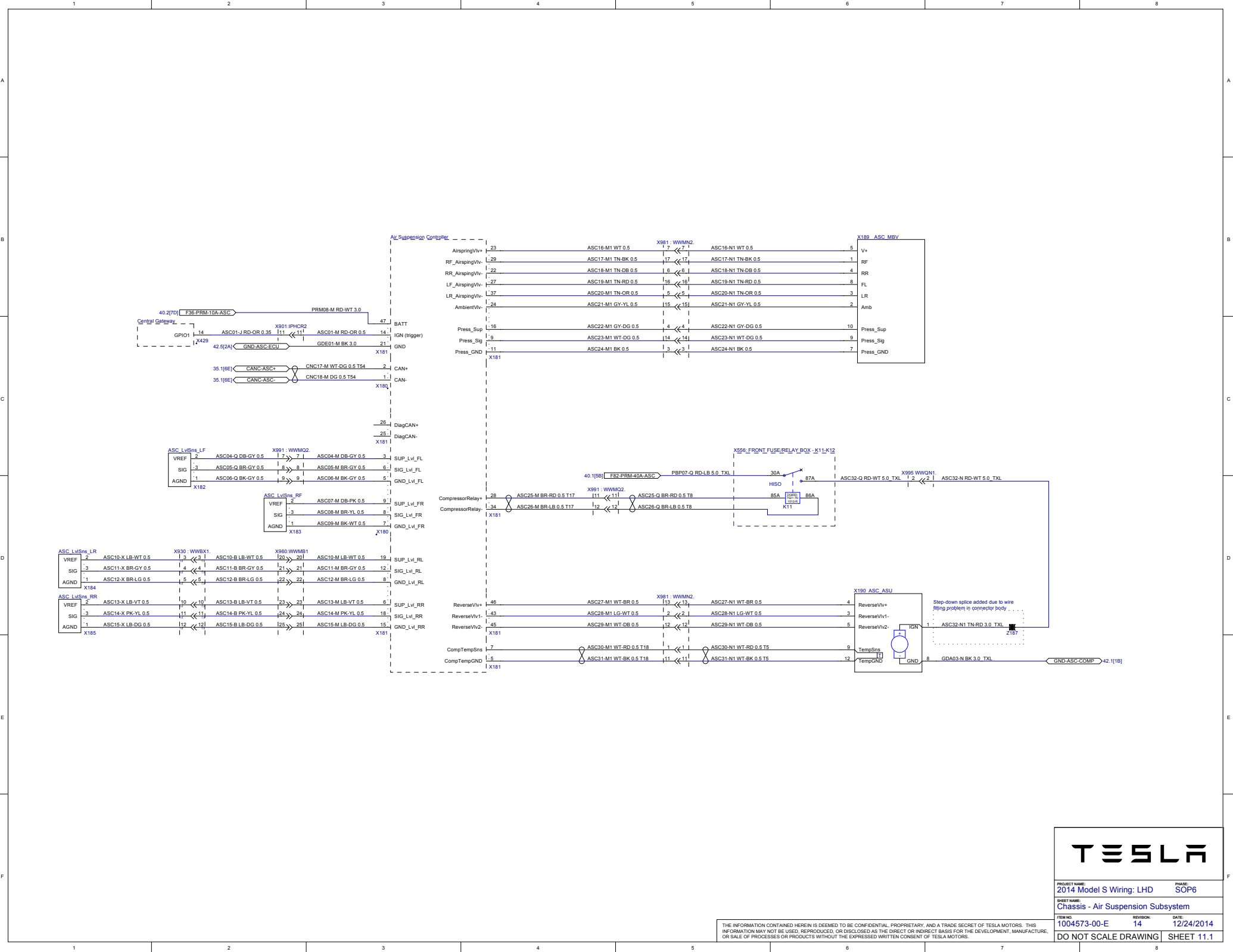
PROJECT NAME: 2014 Model S Wiring: LHD PHASE: SOP6

SHEET NAME: Steering Wheel Controls / Power Steering

ITEM NO: 1004573-00-E REVISION: 14 DATE: 4/28/2015

DO NOT SCALE DRAWING SHEET 10.1

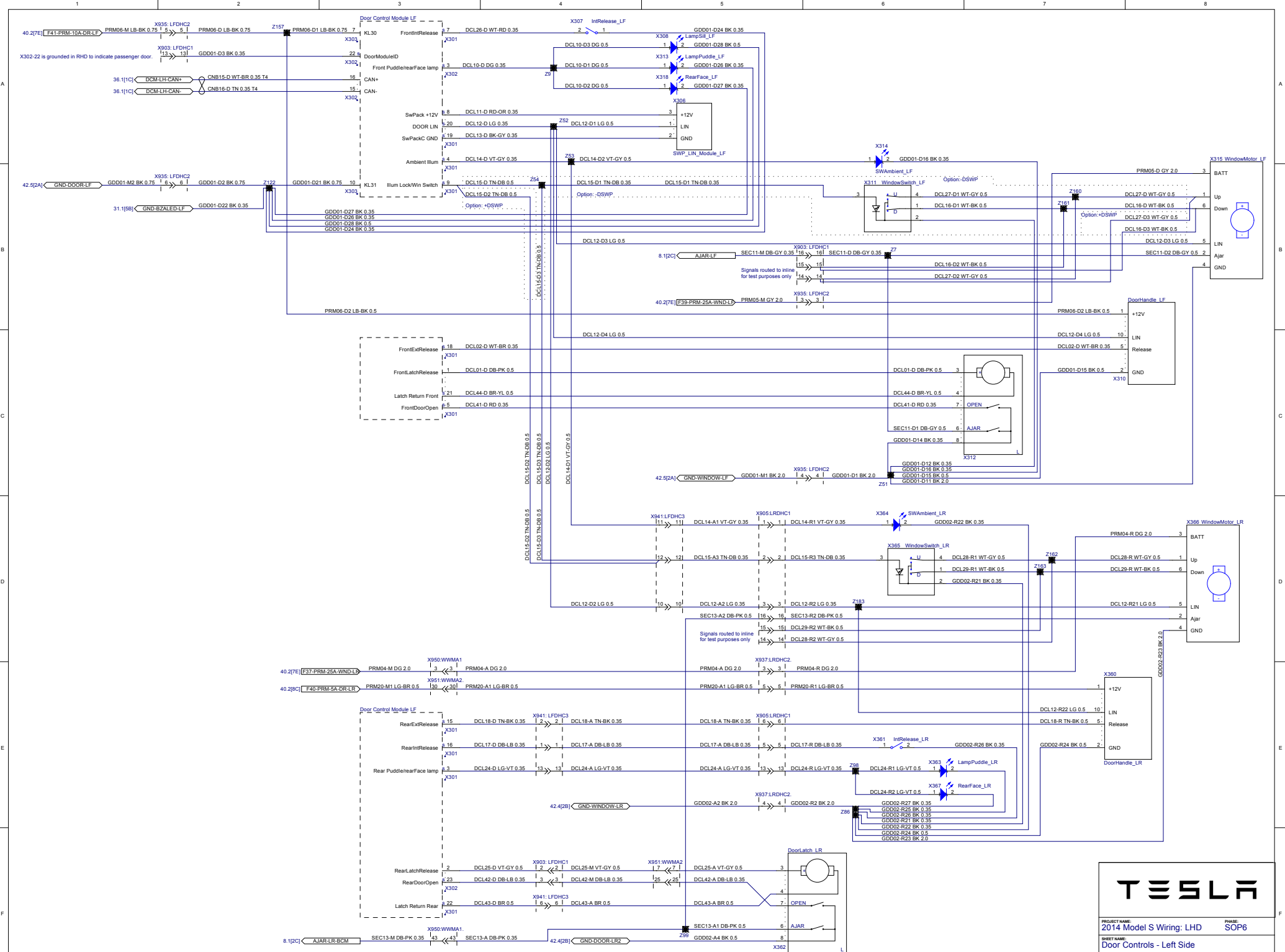
THE INFORMATION CONTAINED HEREIN IS DEEMED TO BE CONFIDENTIAL, PROPRIETARY, AND A TRADE SECRET OF TESLA MOTORS. THIS INFORMATION MAY NOT BE USED, REPRODUCED, OR DISCLOSED AS THE DIRECT OR INDIRECT BASIS FOR THE DEVELOPMENT, MANUFACTURE, OR SALE OF PROCESSES OR PRODUCTS WITHOUT THE EXPRESSED WRITTEN CONSENT OF TESLA MOTORS.



TESLA

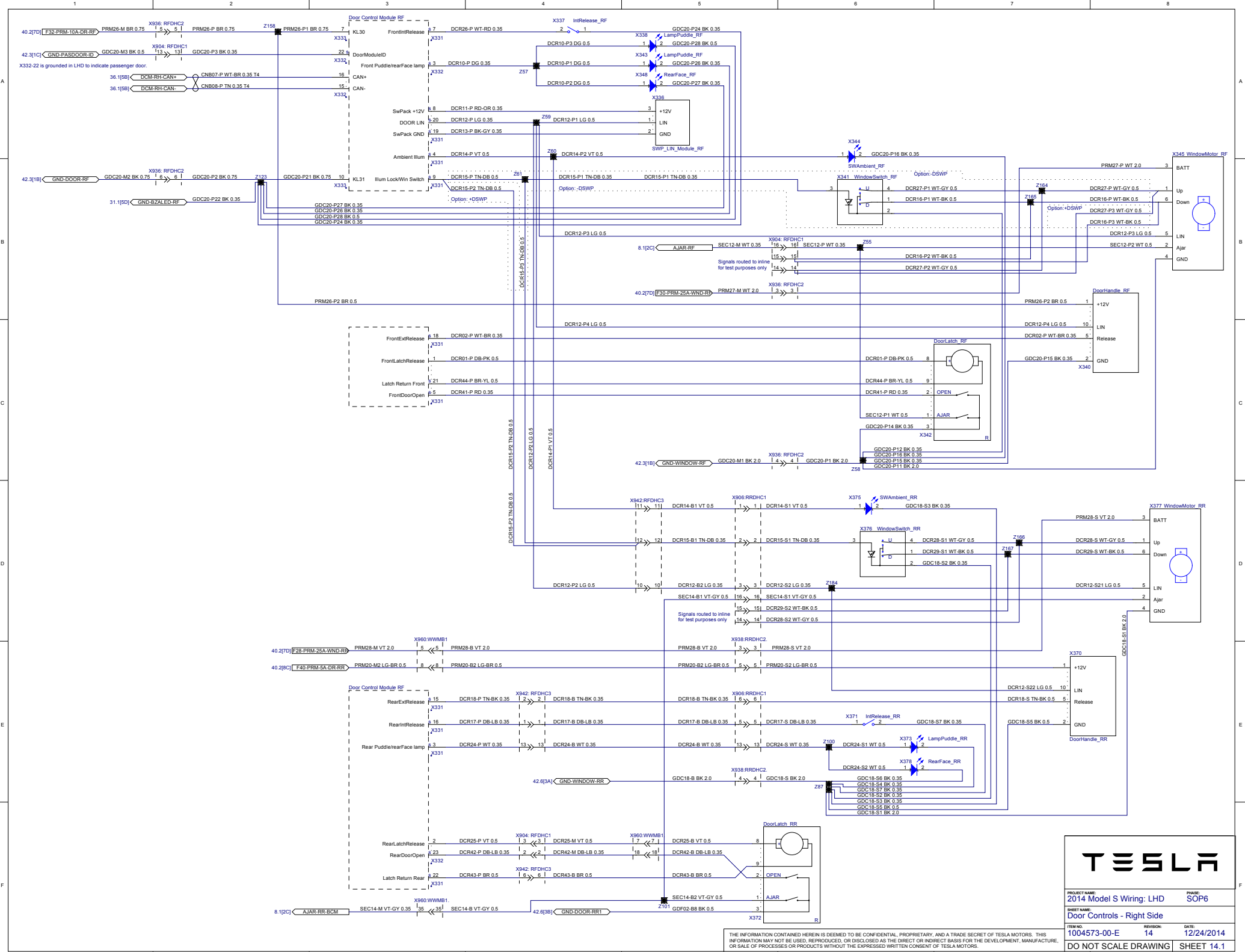
PROJECT NAME:	2014 Model S Wiring: LHD	PHASE:	SOP6
SHEET NAME:	Chassis - Air Suspension Subsystem		
ITEM NO:	1004573-00-E	REVISION:	14
DATE:	12/24/2014		
DO NOT SCALE DRAWING	SHEET 11.1		

THE INFORMATION CONTAINED HEREIN IS DEEMED TO BE CONFIDENTIAL, PROPRIETARY, AND A TRADE SECRET OF TESLA MOTORS. THIS INFORMATION MAY NOT BE USED, REPRODUCED, OR DISCLOSED AS THE DIRECT OR INDIRECT BASIS FOR THE DEVELOPMENT, MANUFACTURE, OR SALE OF PROCESSES OR PRODUCTS WITHOUT THE EXPRESSED WRITTEN CONSENT OF TESLA MOTORS.



PROJECT NAME: 2014 Model S Wiring: LHD	PHASE: SOP6
SHEET NAME: Door Controls - Left Side	
ITEM NO: 1004573-00-E	REVISION: 14
DATE: 12/24/2014	
DO NOT SCALE DRAWING	SHEET 12.1

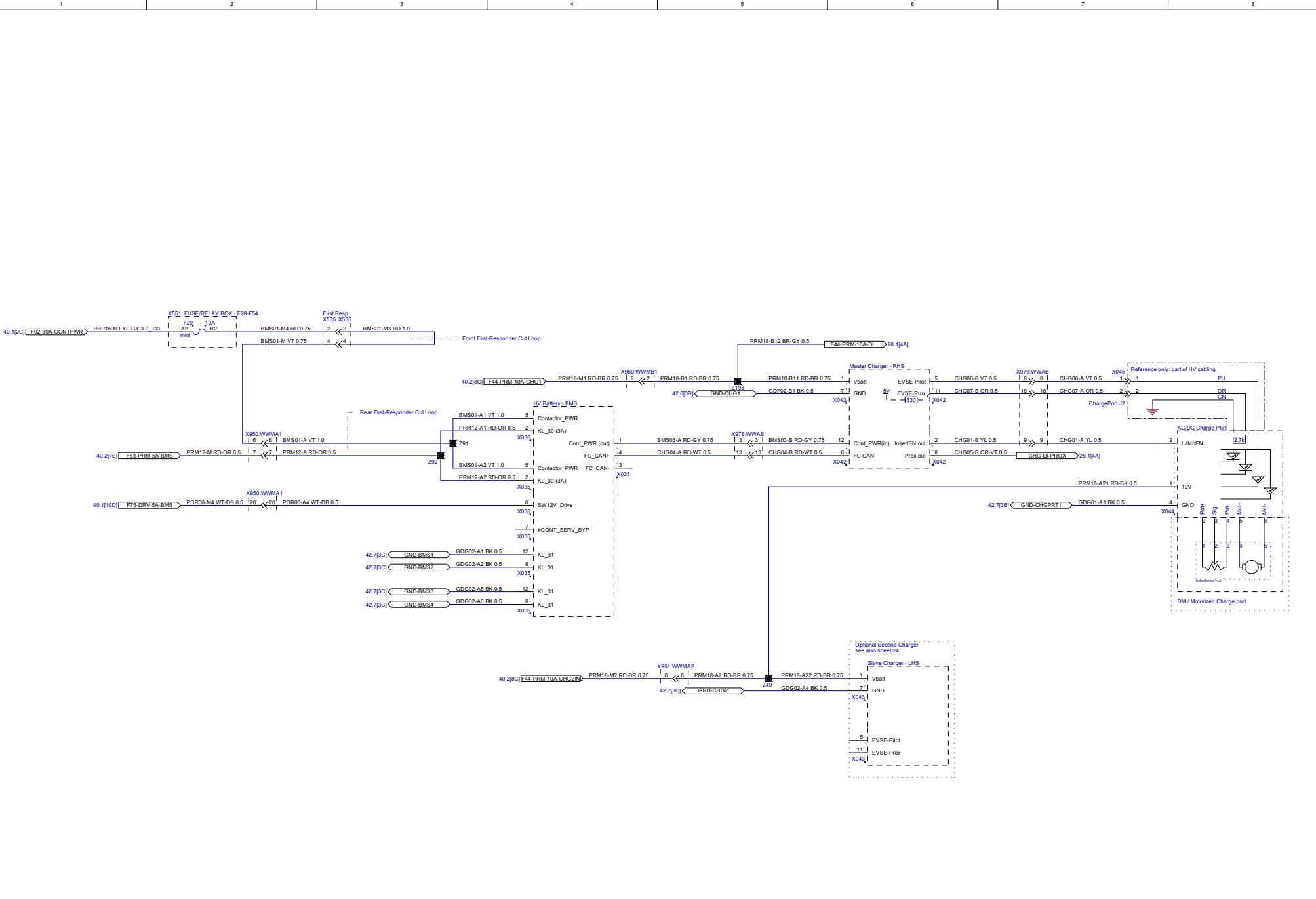
THE INFORMATION CONTAINED HEREIN IS DEEMED TO BE CONFIDENTIAL, PROPRIETARY, AND A TRADE SECRET OF TESLA MOTORS. THIS INFORMATION MAY NOT BE USED, REPRODUCED, OR DISCLOSED AS THE DIRECT OR INDIRECT BASIS FOR THE DEVELOPMENT, MANUFACTURE, OR SALE OF PROCESSES OR PRODUCTS WITHOUT THE EXPRESSED WRITTEN CONSENT OF TESLA MOTORS.



TESLA

PROJECT NAME:	2014 Model S Wiring: LHD	PHASE:	SOP6
SHEET NAME:	Door Controls - Right Side		
ITEM NO:	1004573-00-E	REVISION:	14
DATE:	12/24/2014		
DO NOT SCALE DRAWING		SHEET 14.1	

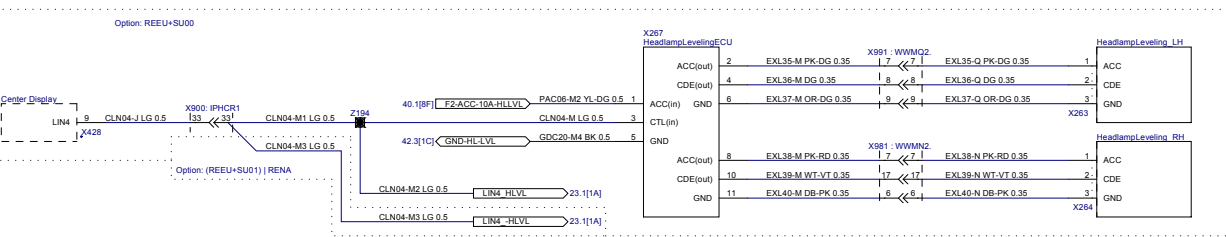
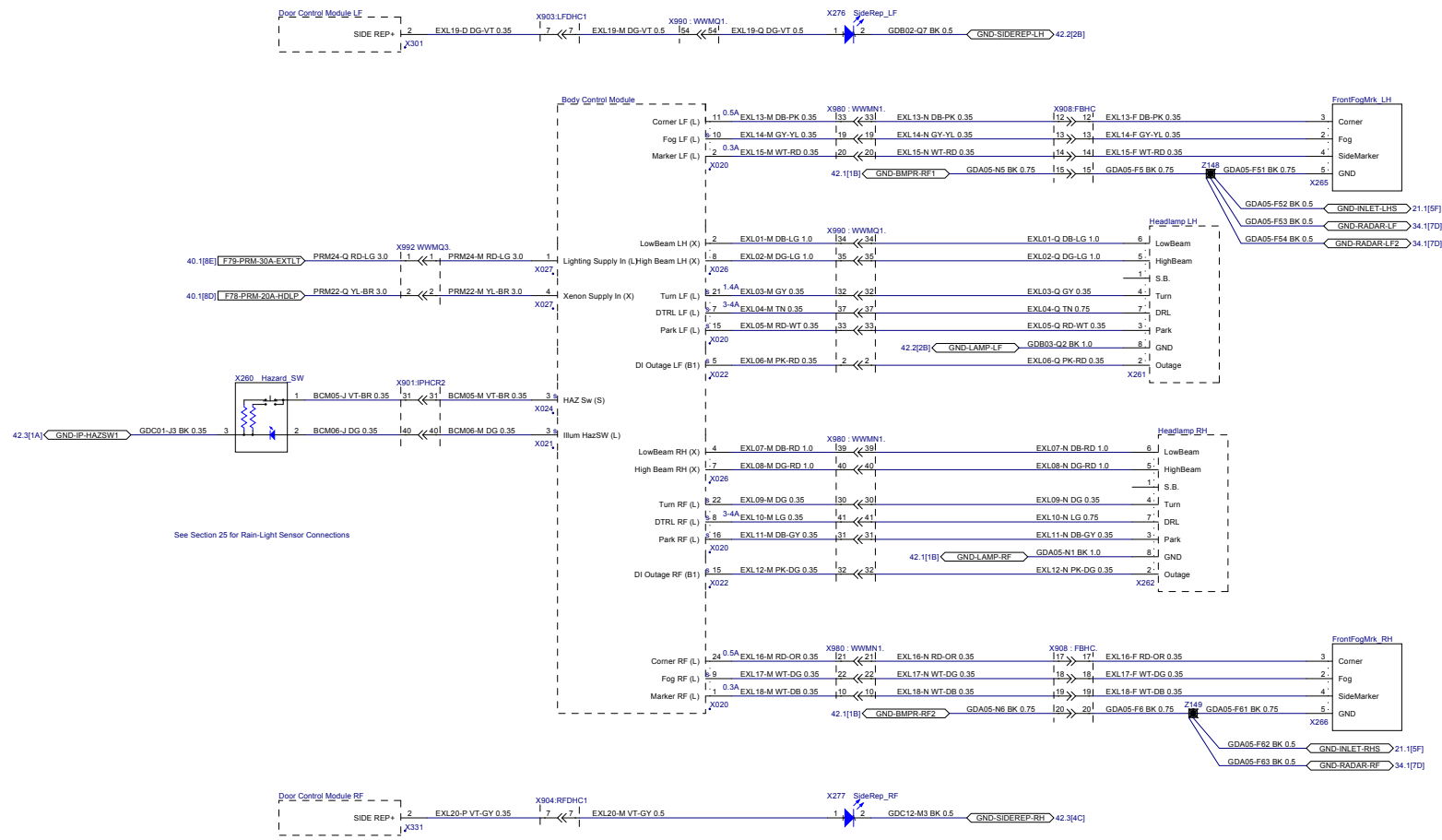
THE INFORMATION CONTAINED HEREIN IS DEEMED TO BE CONFIDENTIAL, PROPRIETARY, AND A TRADE SECRET OF TESLA MOTORS. THIS INFORMATION MAY NOT BE USED, REPRODUCED, OR DISCLOSED AS THE DIRECT OR INDIRECT BASIS FOR THE DEVELOPMENT, MANUFACTURE, OR SALE OF PROCESSES OR PRODUCTS WITHOUT THE EXPRESSED WRITTEN CONSENT OF TESLA MOTORS.



TESLA

PROJECT NAME: 2014 Model S Wiring: LHD		PHASE: SOP6	
SHEET NAME: Energy System - Charger Logic Connections			
ITEM NO: 1004573-00-E	REVISION: 14	DATE: 8/17/2015	
DO NOT SCALE DRAWING		SHEET 16.1	

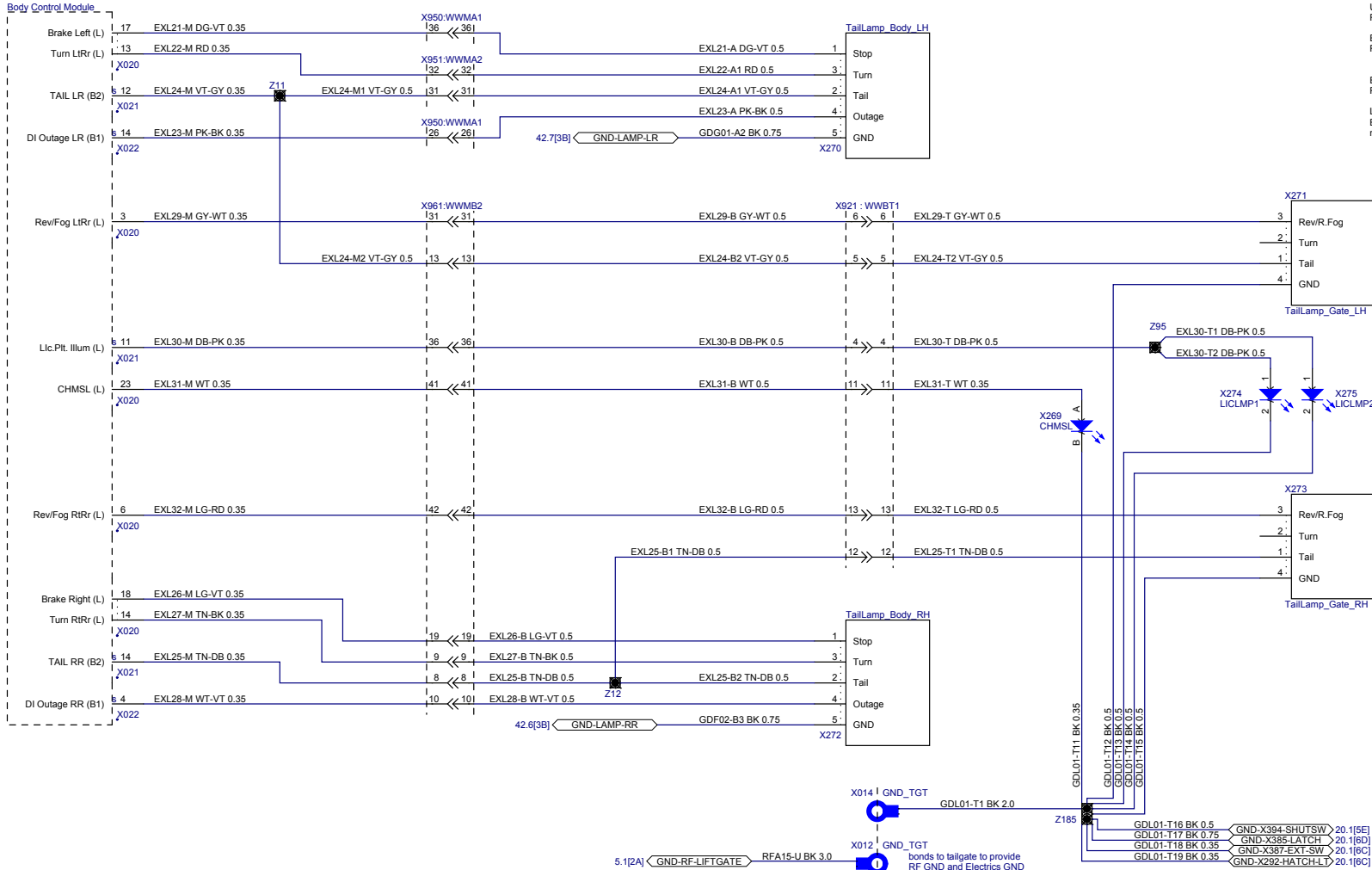
THE INFORMATION CONTAINED HEREIN IS DEEMED TO BE CONFIDENTIAL, PROPRIETARY, AND A TRADE SECRET OF TESLA MOTORS. THIS INFORMATION MAY NOT BE USED, REPRODUCED, OR DISCLOSED AS THE DIRECT OR INDIRECT BASIS FOR THE DEVELOPMENT, MANUFACTURE, OR SALE OF PROCESSES OR PRODUCTS WITHOUT THE EXPRESSED WRITTEN CONSENT OF TESLA MOTORS.



TESLA

PROJECT NAME: 2014 Model S Wiring: LHD	PHASE: SOP6
SHEET NAME: Exterior Illumination - Front	
ITEM NO: 1004573-00-E	REVISION: 14
DATE: 12/24/2014	
DO NOT SCALE DRAWING SHEET 17.1	

THE INFORMATION CONTAINED HEREIN IS DEEMED TO BE CONFIDENTIAL, PROPRIETARY, AND A TRADE SECRET OF TESLA MOTORS. THIS INFORMATION MAY NOT BE USED, REPRODUCED, OR DISCLOSED AS THE DIRECT OR INDIRECT BASIS FOR THE DEVELOPMENT, MANUFACTURE, OR SALE OF PROCESSES OR PRODUCTS WITHOUT THE EXPRESSED WRITTEN CONSENT OF TESLA MOTORS.

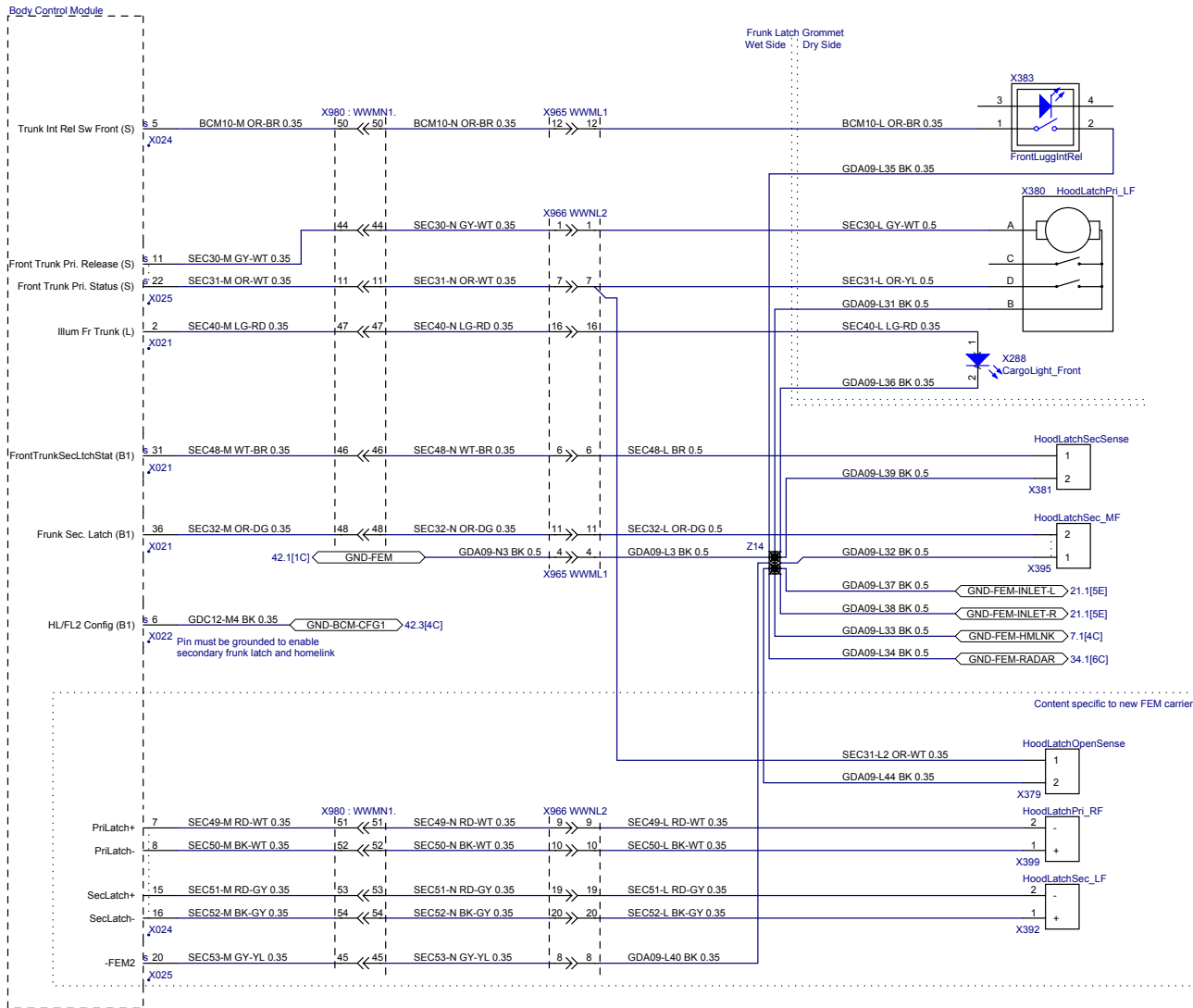


Tailgate Lamp configurations:
 US (federal):
 Rev/R.Fog element is a reverse lamp on both left and right.
 EU, LHD
 Rev/R.Fog element is a reverse lamp on right, and fog lamp on left.
 EU, RHD
 Rev/R.Fog element is a reverse lamp on left, and fog lamp on right.
 Lamp configurations are controlled by lamp assembly.
 Body controls software manages the specific electrical behavior on a market basis.

THE INFORMATION CONTAINED HEREIN IS DEEMED TO BE CONFIDENTIAL, PROPRIETARY, AND A TRADE SECRET OF TESLA MOTORS. THIS INFORMATION MAY NOT BE USED, REPRODUCED, OR DISCLOSED AS THE DIRECT OR INDIRECT BASIS FOR THE DEVELOPMENT, MANUFACTURE, OR SALE OF PROCESSES OR PRODUCTS WITHOUT THE EXPRESSED WRITTEN CONSENT OF TESLA MOTORS.



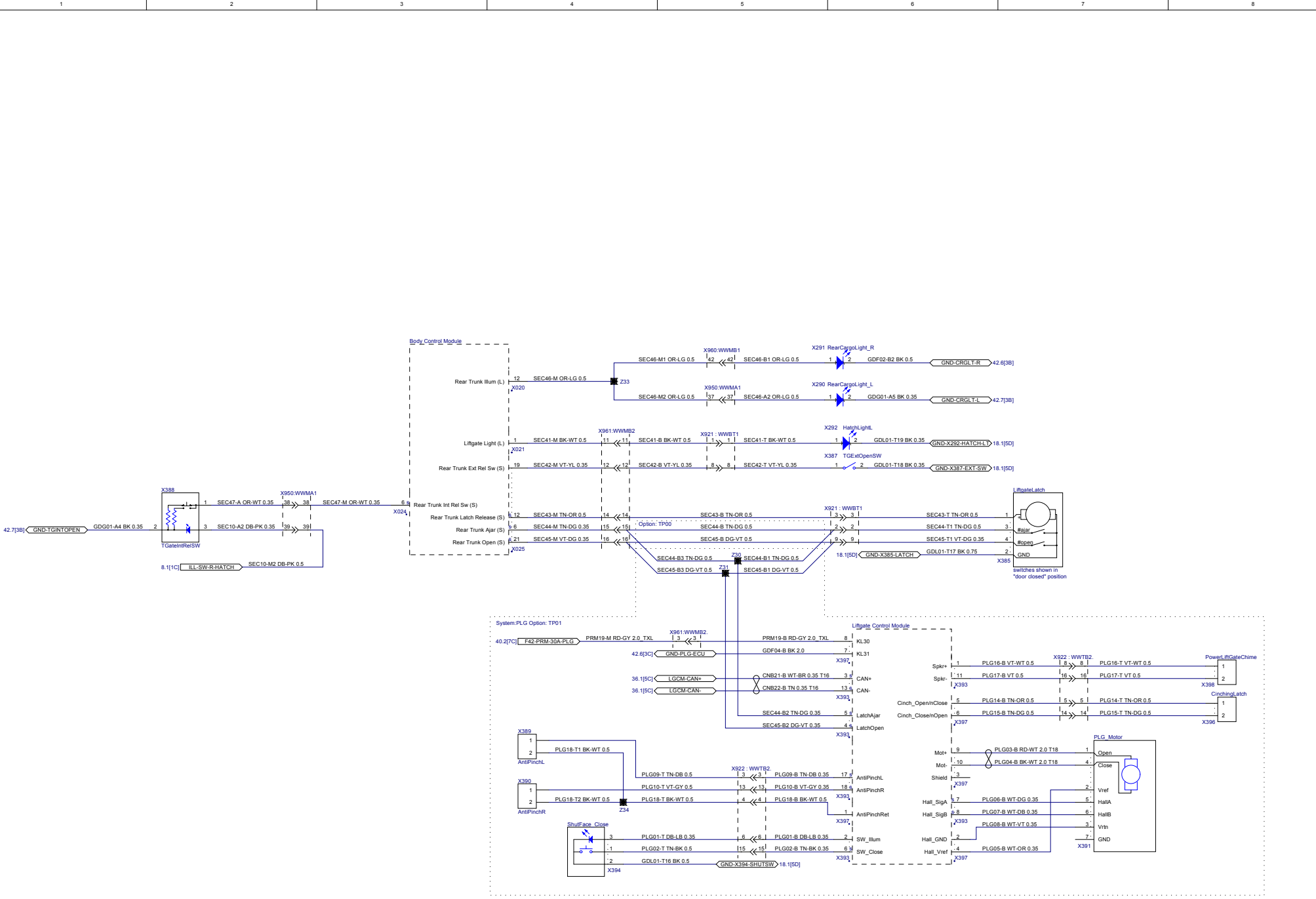
PROJECT NAME: 2014 Model S Wiring: LHD	PHASE: SOP6
SHEET NAME: Exterior Illumination - Rear	
ITEM NO: 1004573-00-E	REVISION: 14
	DATE: 8/13/2014
DO NOT SCALE DRAWING	SHEET 18.1



TESLA

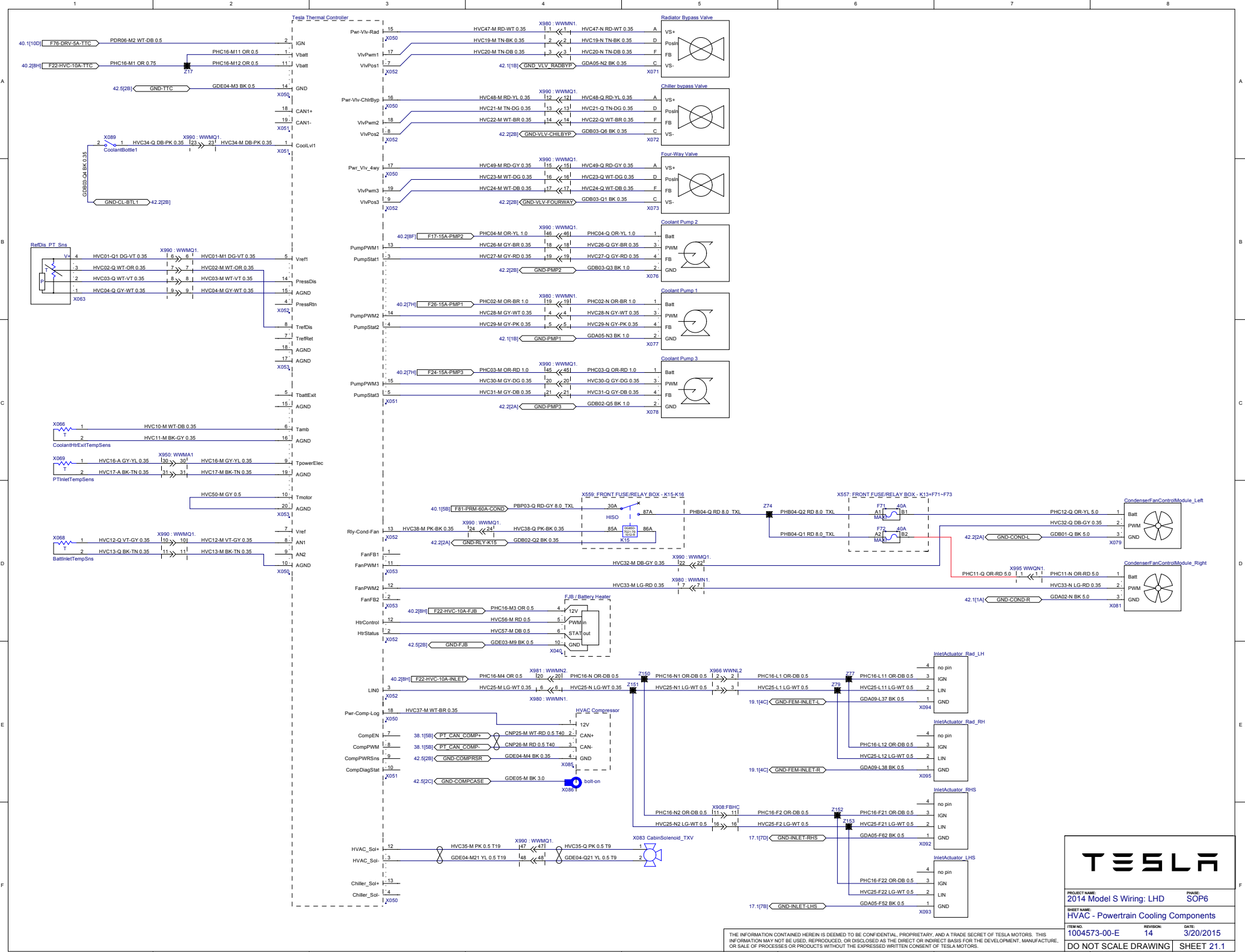
PROJECT NAME: 2014 Model S Wiring: LHD	PHASE: SOP6
SHEET NAME: Front Hatch Acuator/Sensors	
ITEM NO: 1004573-00-E	REVISION: 14
DATE: 8/17/2015	
DO NOT SCALE DRAWING	SHEET 19.1

THE INFORMATION CONTAINED HEREIN IS DEEMED TO BE CONFIDENTIAL, PROPRIETARY, AND A TRADE SECRET OF TESLA MOTORS. THIS INFORMATION MAY NOT BE USED, REPRODUCED, OR DISCLOSED AS THE DIRECT OR INDIRECT BASIS FOR THE DEVELOPMENT, MANUFACTURE, OR SALE OF PROCESSES OR PRODUCTS WITHOUT THE EXPRESSED WRITTEN CONSENT OF TESLA MOTORS.



PROJECT NAME: 2014 Model S Wiring: LHD	PHASE: SOP6
SHEET NAME: Rear Hatch Acuator/Sensors + Liftgate Opt.	
ITEM NO: 1004573-00-E	REVISION: 14
DATE: 12/24/2014	
DO NOT SCALE DRAWING	SHEET 20.1

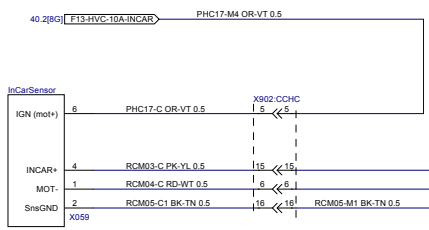
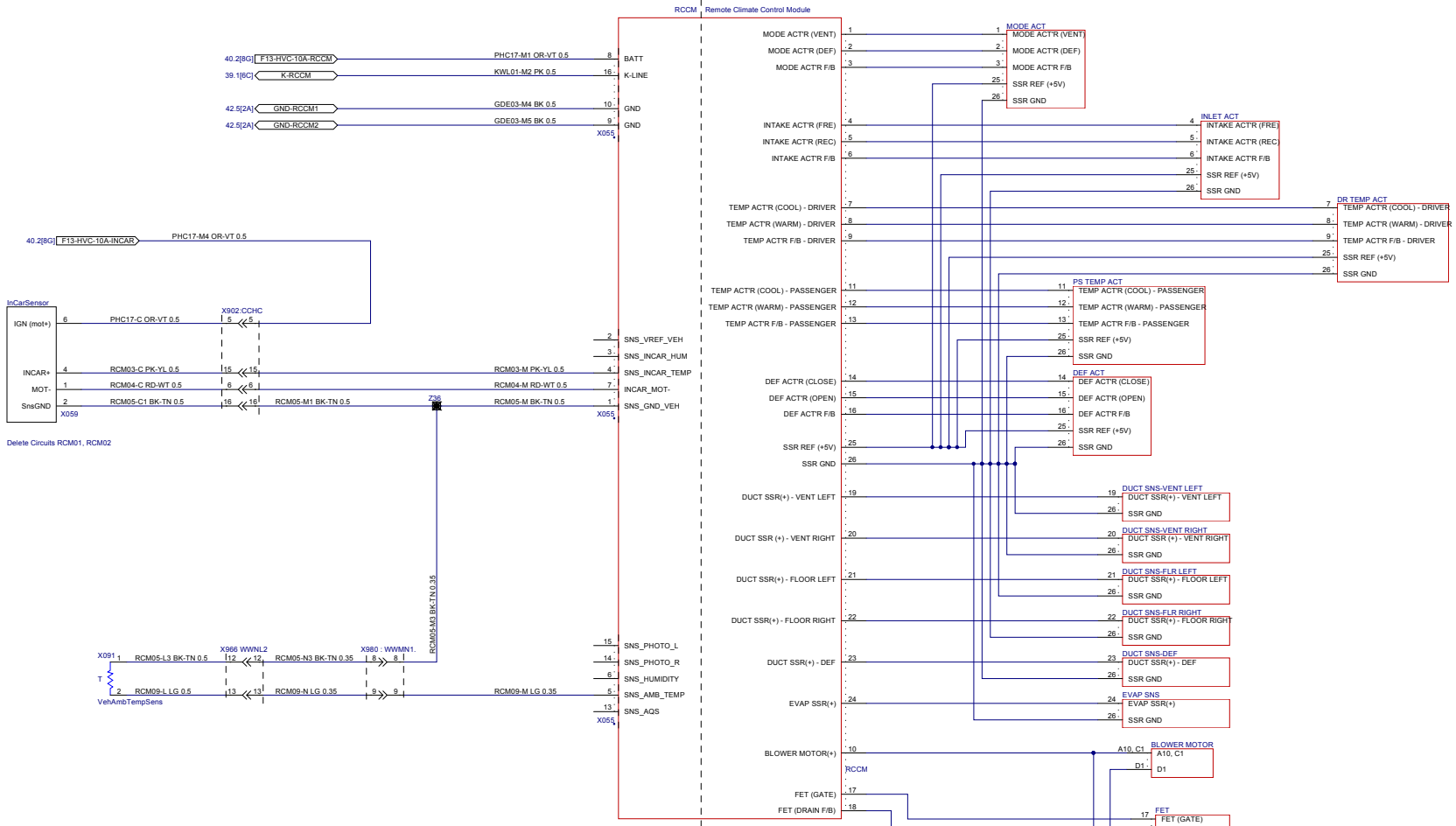
THE INFORMATION CONTAINED HEREIN IS DEEMED TO BE CONFIDENTIAL, PROPRIETARY, AND A TRADE SECRET OF TESLA MOTORS. THIS INFORMATION MAY NOT BE USED, REPRODUCED, OR DISCLOSED AS THE DIRECT OR INDIRECT BASIS FOR THE DEVELOPMENT, MANUFACTURE, OR SALE OF PROCESSES OR PRODUCTS WITHOUT THE EXPRESSED WRITTEN CONSENT OF TESLA MOTORS.



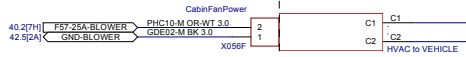
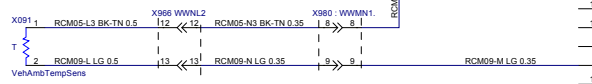
THE INFORMATION CONTAINED HEREIN IS DEEMED TO BE CONFIDENTIAL, PROPRIETARY, AND A TRADE SECRET OF TESLA MOTORS. THIS INFORMATION MAY NOT BE USED, REPRODUCED, OR DISCLOSED AS THE DIRECT OR INDIRECT BASIS FOR THE DEVELOPMENT, MANUFACTURE, OR SALE OF PROCESSES OR PRODUCTS WITHOUT THE EXPRESSED WRITTEN CONSENT OF TESLA MOTORS.

TESLA

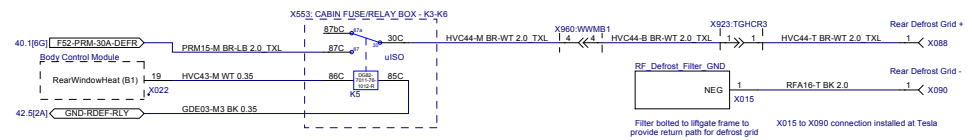
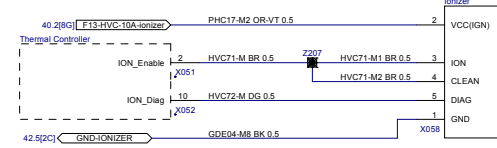
PROJECT NAME: 1004573-00-E	PHASE: SOP6
SHEET NAME: HVAC - Powertrain Cooling Components	
ITEM NO: 1004573-00-E	REVISION: 14
DATE: 3/20/2015	
DO NOT SCALE DRAWING SHEET 21.1	



Delete Circuits RCM01, RCM02



WARNING: pin numbering not consistent at blower connection

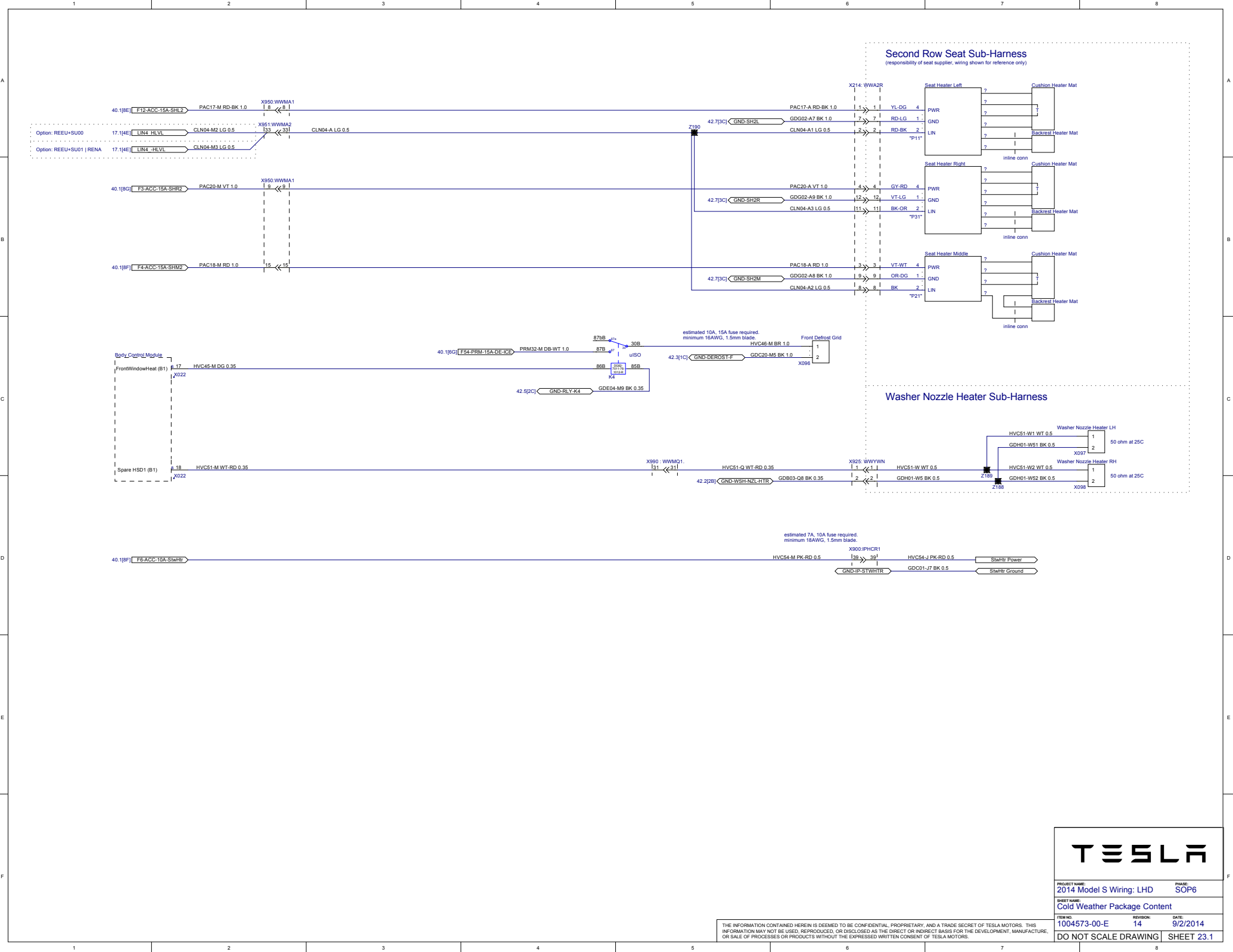


Filter bolted to liftgate frame to provide return path for defrost grid X015 to X090 connection installed at Tesla

TESLA

PROJECT NAME: 2014 Model S Wiring: LHD	PHASE: SOP6
SHEET NAME: HVAC - Cabin Climate Controls, Rear Defrost	
ITEM NO: 1004573-00-E	REVISION: 14
DATE: 12/24/2014	
DO NOT SCALE DRAWING	
SHEET 22.3	

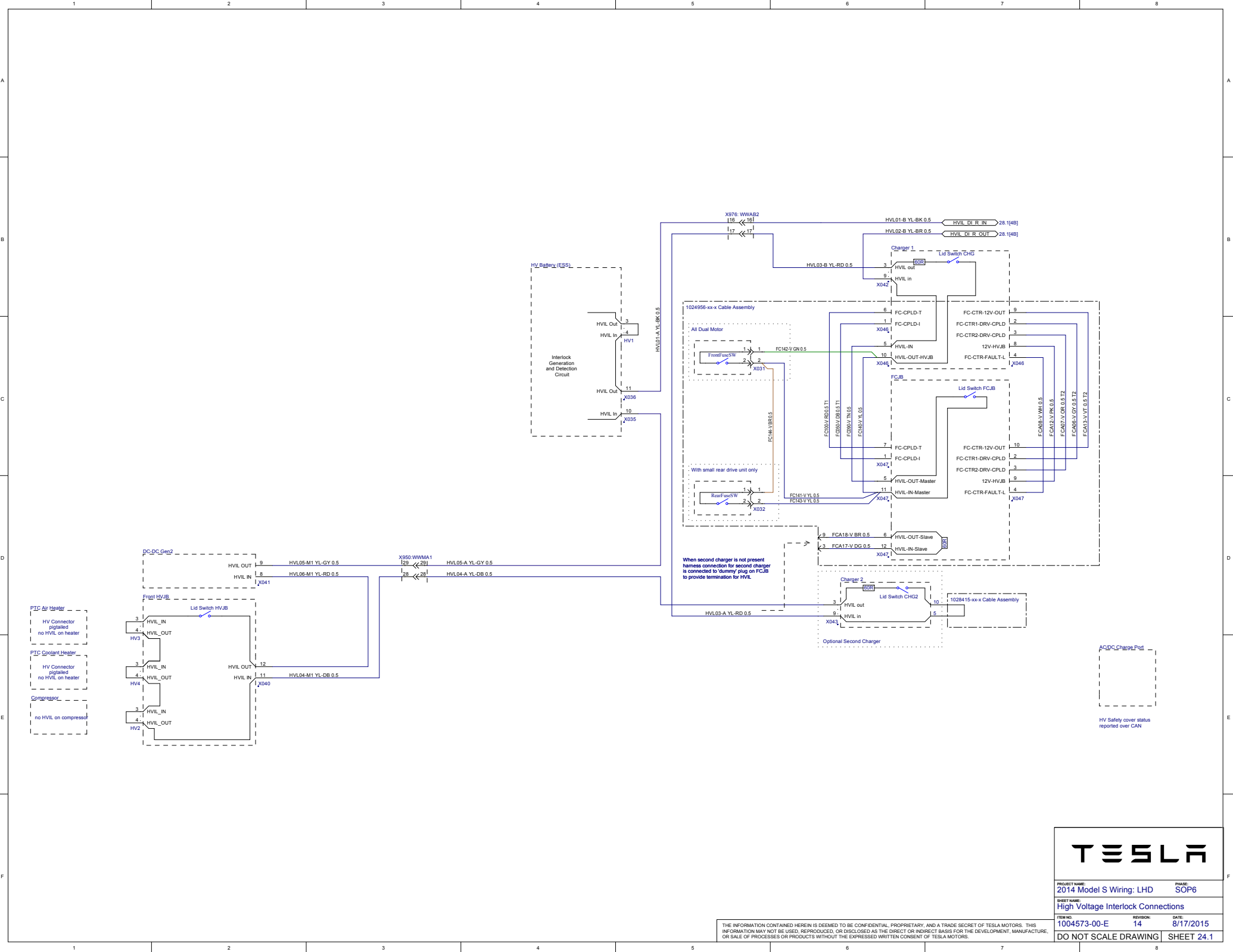
THE INFORMATION CONTAINED HEREIN IS DEEMED TO BE CONFIDENTIAL, PROPRIETARY, AND A TRADE SECRET OF TESLA MOTORS. THIS INFORMATION MAY NOT BE USED, REPRODUCED, OR DISCLOSED AS THE DIRECT OR INDIRECT BASIS FOR THE DEVELOPMENT, MANUFACTURE, OR SALE OF PROCESSES OR PRODUCTS WITHOUT THE EXPRESSED WRITTEN CONSENT OF TESLA MOTORS.



TESLA

PROJECT NAME: 2014 Model S Wiring: LHD		PHASE: SOP6	
SHEET NAME: Cold Weather Package Content			
ITEM NO: 1004573-00-E	REVISION: 14	DATE: 9/2/2014	
DO NOT SCALE DRAWING			SHEET 23.1

THE INFORMATION CONTAINED HEREIN IS DEEMED TO BE CONFIDENTIAL, PROPRIETARY, AND A TRADE SECRET OF TESLA MOTORS. THIS INFORMATION MAY NOT BE USED, REPRODUCED, OR DISCLOSED AS THE DIRECT OR INDIRECT BASIS FOR THE DEVELOPMENT, MANUFACTURE, OR SALE OF PROCESSES OR PRODUCTS WITHOUT THE EXPRESSED WRITTEN CONSENT OF TESLA MOTORS.



PIC Air Heater
HV Connector pigtailed
no HVIL on heater

PIC Coolant Heater
HV Connector pigtailed
no HVIL on heater

Compressor
no HVIL on compressor

When second charger is not present
harness connection for second charger
is connected to 'dummy' plug on FCJB
to provide termination for HVIL

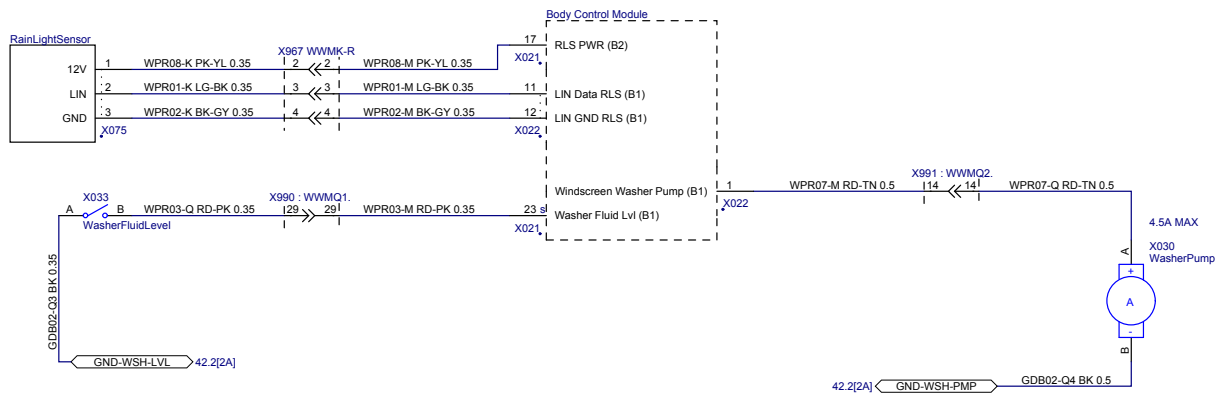
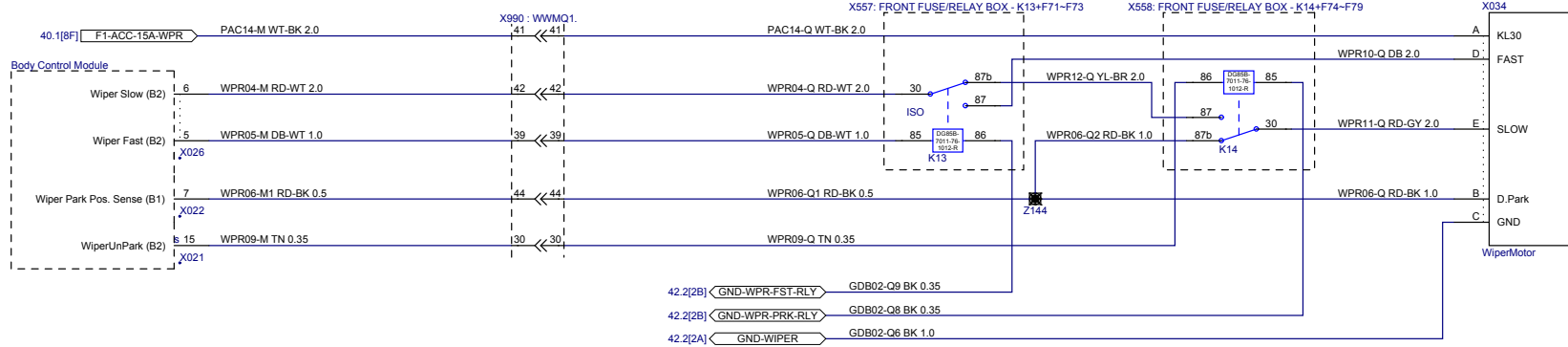
AC/DC Charge Port

HV Safety cover status
reported over CAN

TESLA

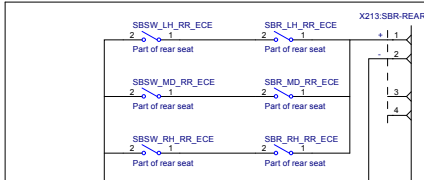
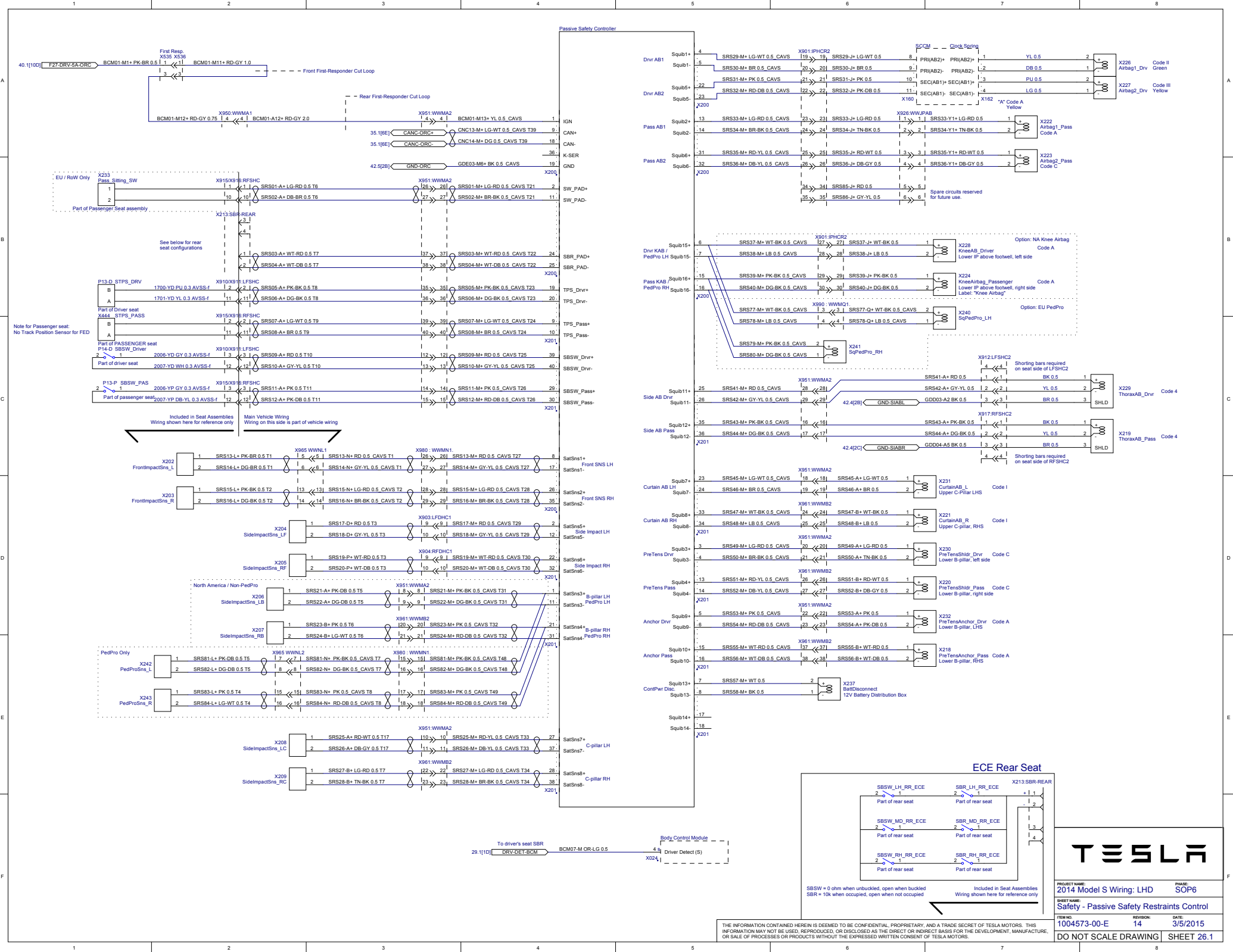
PROJECT NAME: 2014 Model S Wiring: LHD	PHASE: SOP6
SHEET NAME: High Voltage Interlock Connections	
ITEM NO: 1004573-00-E	REVISION: 14
DATE: 8/17/2015	
DO NOT SCALE DRAWING SHEET 24.1	

THE INFORMATION CONTAINED HEREIN IS DEEMED TO BE CONFIDENTIAL, PROPRIETARY, AND A TRADE SECRET OF TESLA MOTORS. THIS INFORMATION MAY NOT BE USED, REPRODUCED, OR DISCLOSED AS THE DIRECT OR INDIRECT BASIS FOR THE DEVELOPMENT, MANUFACTURE, OR SALE OF PROCESSES OR PRODUCTS WITHOUT THE EXPRESSED WRITTEN CONSENT OF TESLA MOTORS.



PROJECT NAME: 2014 Model S Wiring: LHD	PHASE: SOP6
SHEET NAME: Windscreen Wiper/Washer, Rain Sensor	
ITEM NO: 1004573-00-E	REVISION: 14
DATE: 8/13/2014	
DO NOT SCALE DRAWING	SHEET 25.1

THE INFORMATION CONTAINED HEREIN IS DEEMED TO BE CONFIDENTIAL, PROPRIETARY, AND A TRADE SECRET OF TESLA MOTORS. THIS INFORMATION MAY NOT BE USED, REPRODUCED, OR DISCLOSED AS THE DIRECT OR INDIRECT BASIS FOR THE DEVELOPMENT, MANUFACTURE, OR SALE OF PROCESSES OR PRODUCTS WITHOUT THE EXPRESSED WRITTEN CONSENT OF TESLA MOTORS.



SBSW = 0 ohm when unbuckled, open when buckled
 SBR = 10k when occupied, open when not occupied

Included in Seat Assemblies
 Wiring shown here for reference only



PROJECT NAME: 2014 Model S Wiring: LHD
 SHEET NAME: Safety - Passive Safety Restraints Control
 ITEM NO: 1004573-00-E
 REVISION: 14
 DATE: 3/5/2015

DO NOT SCALE DRAWING SHEET 26.1

THE INFORMATION CONTAINED HEREIN IS DEEMED TO BE CONFIDENTIAL, PROPRIETARY, AND A TRADE SECRET OF TESLA MOTORS. THIS INFORMATION MAY NOT BE USED, REPRODUCED, OR DISCLOSED AS THE DIRECT OR INDIRECT BASIS FOR THE DEVELOPMENT, MANUFACTURE, OR SALE OF PROCESSES OR PRODUCTS WITHOUT THE EXPRESSED WRITTEN CONSENT OF TESLA MOTORS.

TESLA

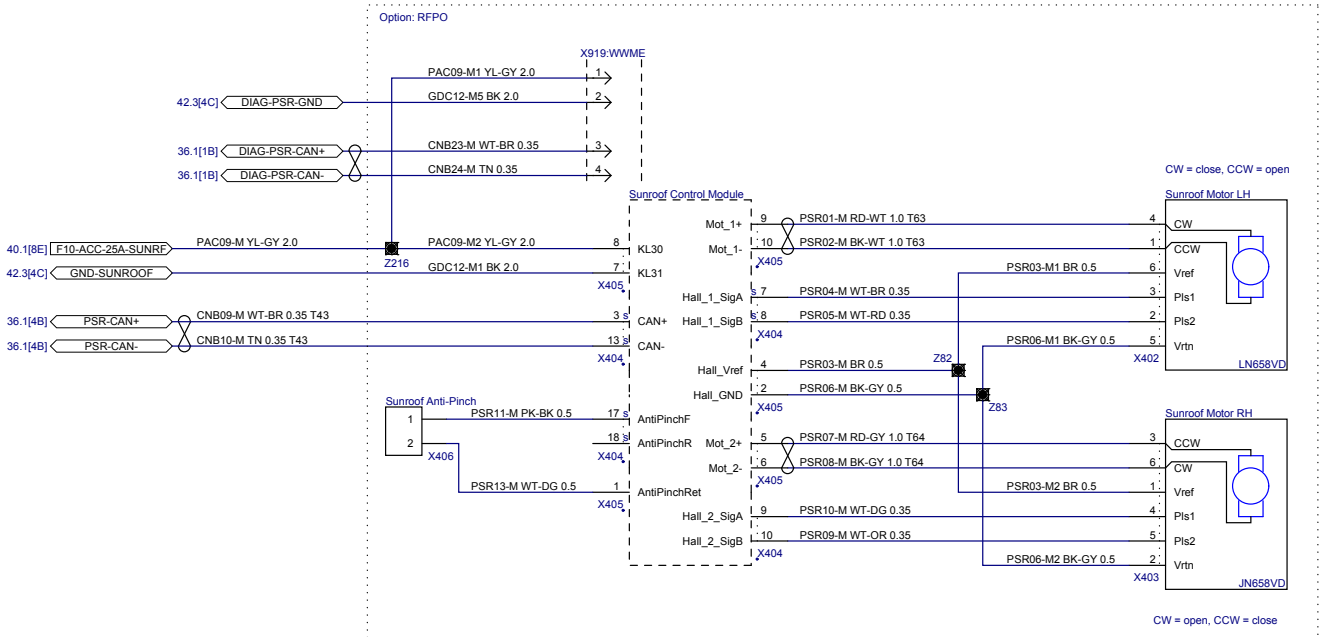
PROJECT NAME: 2014 Model S Wiring: LHD PHASE: SOP6

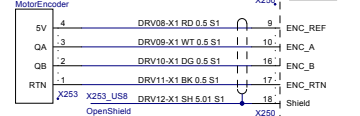

SHEET NAME: Panoramic Sunroof

ITEM NO: 1004573-00-E REVISION: 14 DATE: 8/13/2014

DO NOT SCALE DRAWING SHEET 27.1

THE INFORMATION CONTAINED HEREIN IS DEEMED TO BE CONFIDENTIAL, PROPRIETARY, AND A TRADE SECRET OF TESLA MOTORS. THIS INFORMATION MAY NOT BE USED, REPRODUCED, OR DISCLOSED AS THE DIRECT OR INDIRECT BASIS FOR THE DEVELOPMENT, MANUFACTURE, OR SALE OF PROCESSES OR PRODUCTS WITHOUT THE EXPRESSED WRITTEN CONSENT OF TESLA MOTORS.



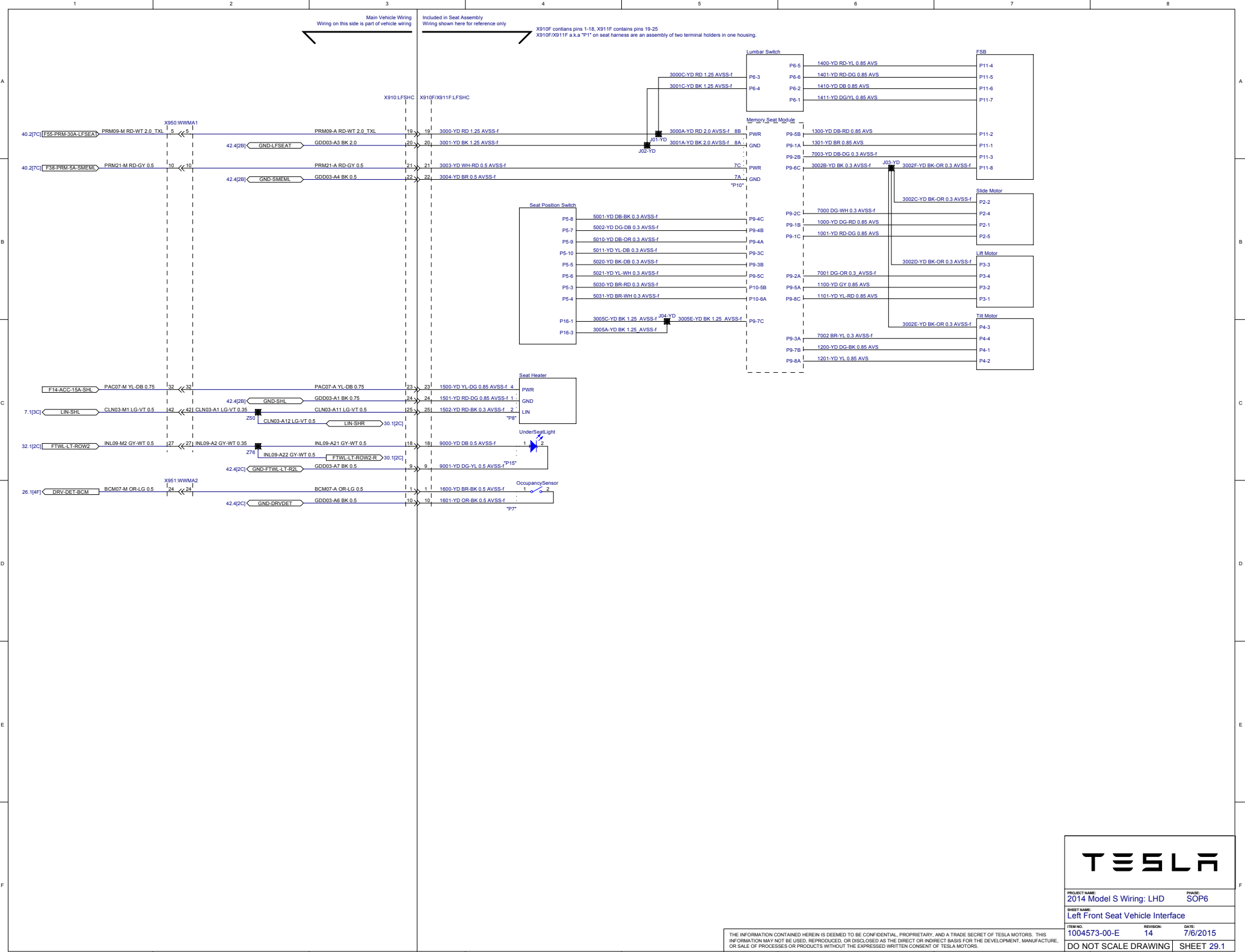


X250, X253 SEALED shield terminations
 SX1 shield termination splice. Drain wire is 22AWG



PROJECT NAME: 2014 Model S Wiring: LHD	PHASE: SOP6
SHEET NAME: Drive Inverter	
ITEM NO: 1004573-00-E	REVISION: 14
	DATE: 8/17/2015
DO NOT SCALE DRAWING SHEET 28.1	

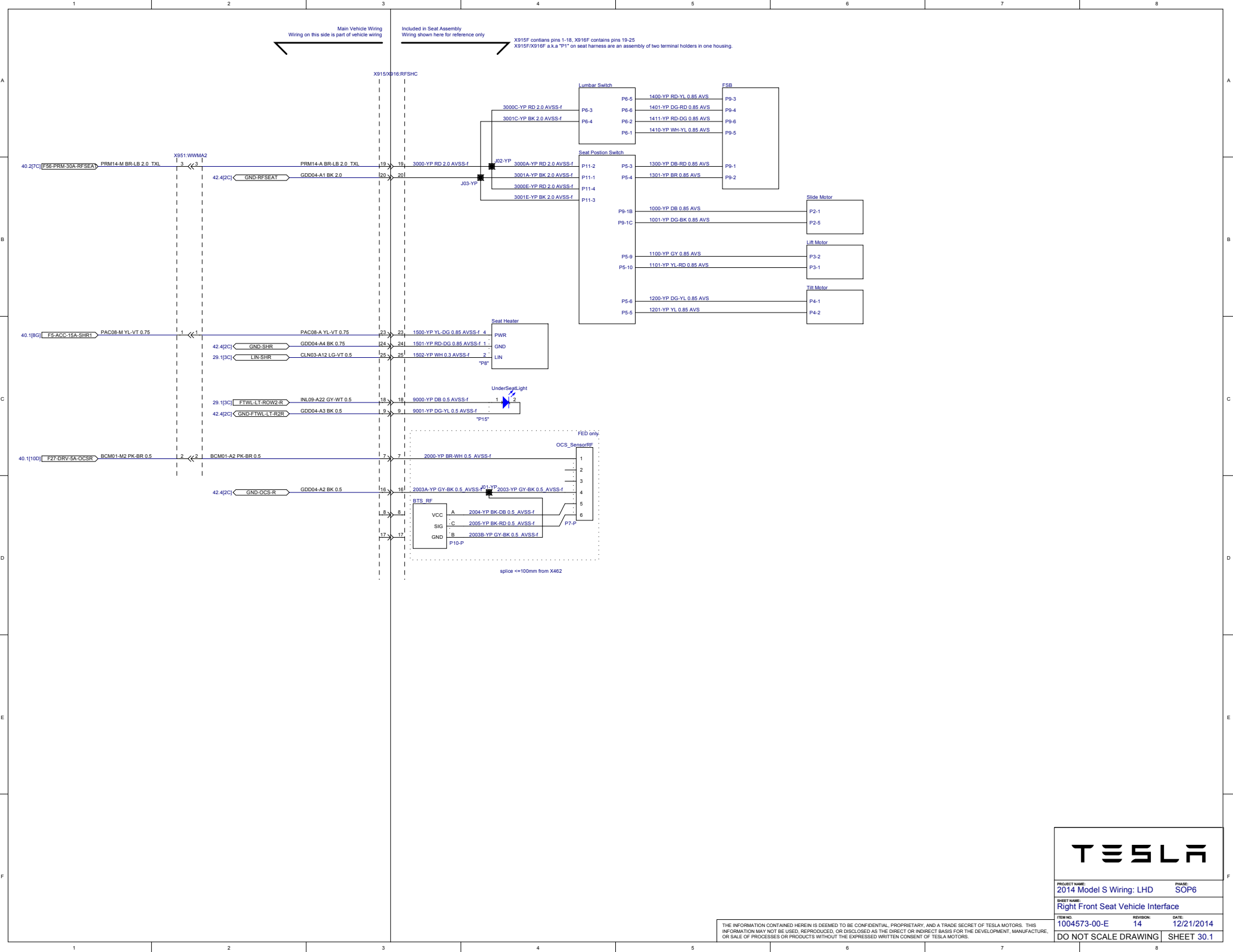
THE INFORMATION CONTAINED HEREIN IS DEEMED TO BE CONFIDENTIAL, PROPRIETARY, AND A TRADE SECRET OF TESLA MOTORS. THIS INFORMATION MAY NOT BE USED, REPRODUCED, OR DISCLOSED AS THE DIRECT OR INDIRECT BASIS FOR THE DEVELOPMENT, MANUFACTURE, OR SALE OF PROCESSES OR PRODUCTS WITHOUT THE EXPRESSED WRITTEN CONSENT OF TESLA MOTORS.



TESLA

PROJECT NAME: 2014 Model S Wiring: LHD	PHASE: SOP6
SHEET NAME: Left Front Seat Vehicle Interface	
ITEM NO: 1004573-00-E	REVISION: 14
DATE: 7/6/2015	
DO NOT SCALE DRAWING	SHEET 29.1

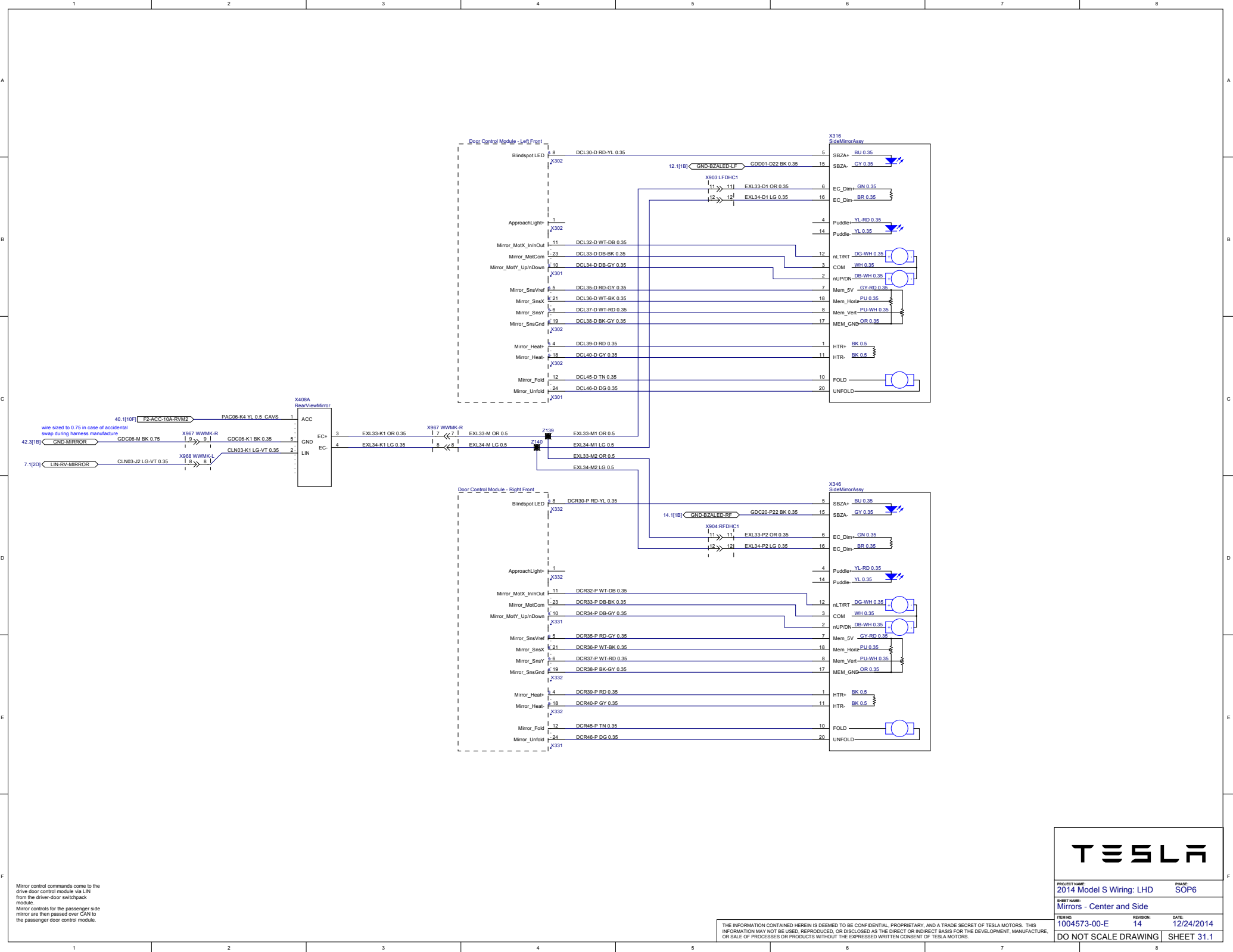
THE INFORMATION CONTAINED HEREIN IS DEEMED TO BE CONFIDENTIAL, PROPRIETARY, AND A TRADE SECRET OF TESLA MOTORS. THIS INFORMATION MAY NOT BE USED, REPRODUCED, OR DISCLOSED AS THE DIRECT OR INDIRECT BASIS FOR THE DEVELOPMENT, MANUFACTURE, OR SALE OF PROCESSES OR PRODUCTS WITHOUT THE EXPRESSED WRITTEN CONSENT OF TESLA MOTORS.



TESLA

PROJECT NAME:	2014 Model S Wiring: LHD	PHASE:	SOP6
SHEET NAME:	Right Front Seat Vehicle Interface		
ITEM NO:	1004573-00-E	REVISION:	14
DATE:	12/21/2014		
DO NOT SCALE DRAWING		SHEET 30.1	

THE INFORMATION CONTAINED HEREIN IS DEEMED TO BE CONFIDENTIAL, PROPRIETARY, AND A TRADE SECRET OF TESLA MOTORS. THIS INFORMATION MAY NOT BE USED, REPRODUCED, OR DISCLOSED AS THE DIRECT OR INDIRECT BASIS FOR THE DEVELOPMENT, MANUFACTURE, OR SALE OF PROCESSES OR PRODUCTS WITHOUT THE EXPRESSED WRITTEN CONSENT OF TESLA MOTORS.

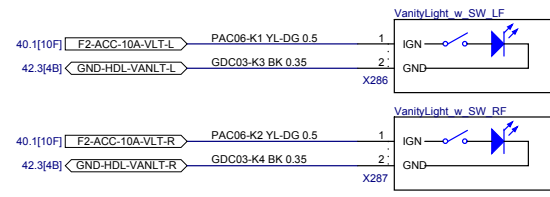
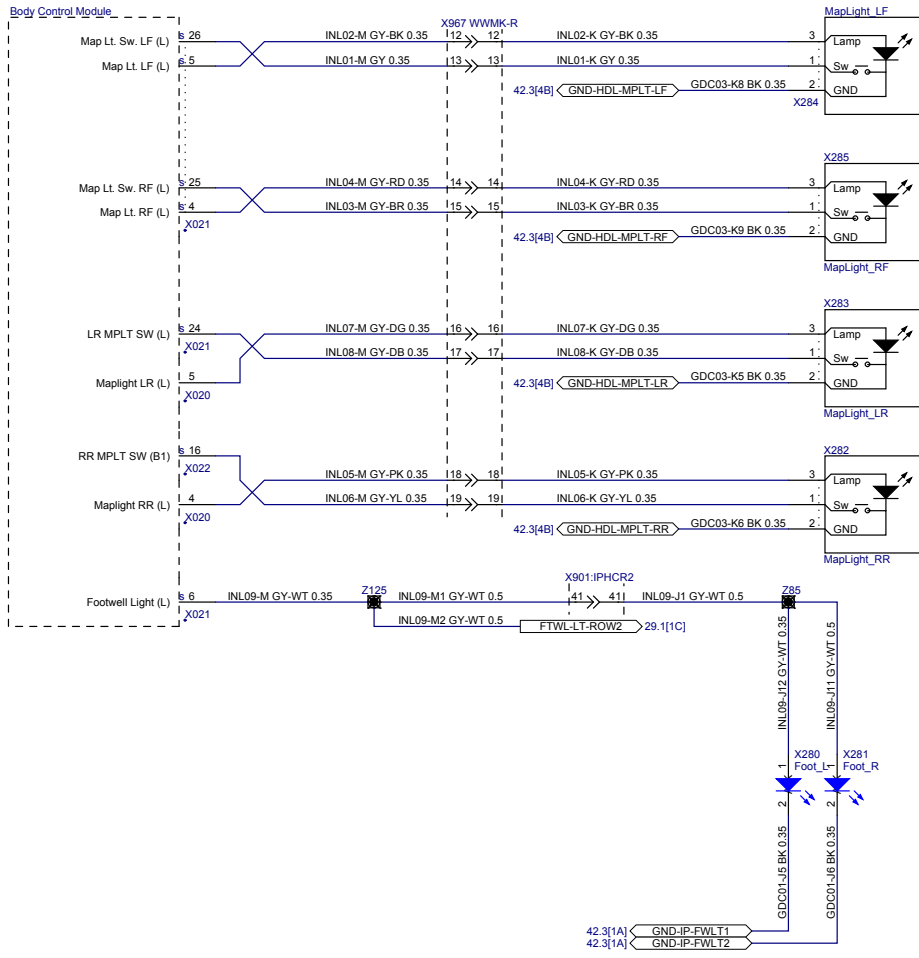


Mirror control commands come to the drive door control module via LIN from the driver-door switchpack module.
 Mirror controls for the passenger side mirror are then passed over GAN to the passenger door control module.

THE INFORMATION CONTAINED HEREIN IS DEEMED TO BE CONFIDENTIAL, PROPRIETARY, AND A TRADE SECRET OF TESLA MOTORS. THIS INFORMATION MAY NOT BE USED, REPRODUCED, OR DISCLOSED AS THE DIRECT OR INDIRECT BASIS FOR THE DEVELOPMENT, MANUFACTURE, OR SALE OF PROCESSES OR PRODUCTS WITHOUT THE EXPRESSED WRITTEN CONSENT OF TESLA MOTORS.

TESLA

PROJECT NAME: 2014 Model S Wiring: LHD		PHASE: SOP6	
SHEET NAME: Mirrors - Center and Side			
ITEM NO: 1004573-00-E	REVISION: 14	DATE: 12/24/2014	
DO NOT SCALE DRAWING		SHEET 31.1	

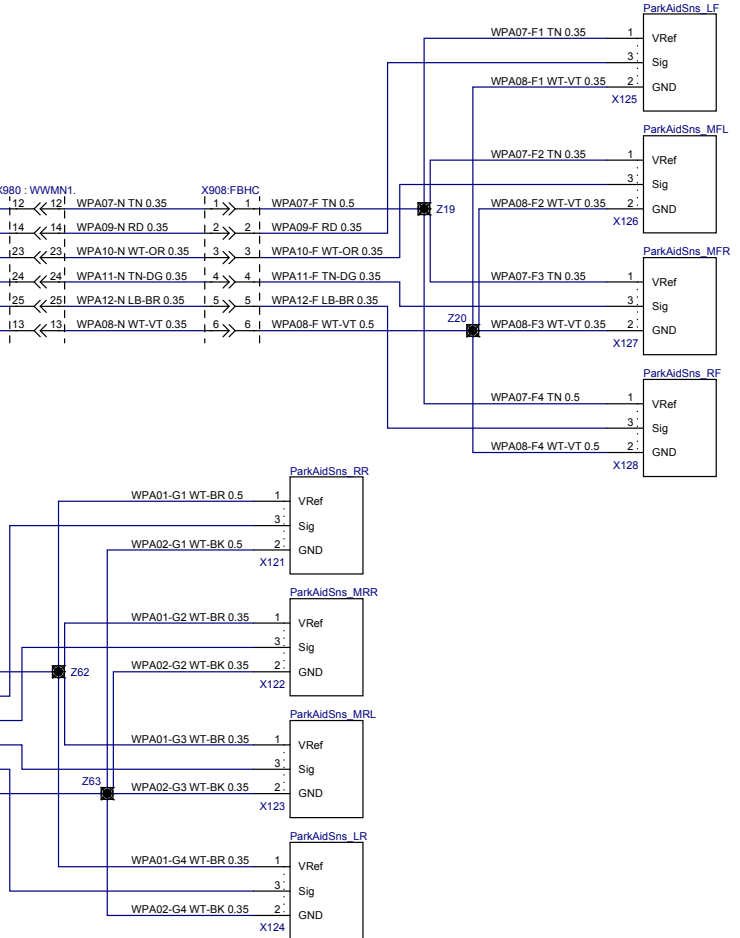
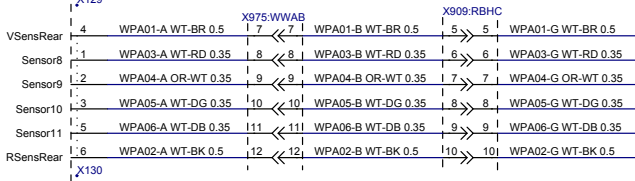
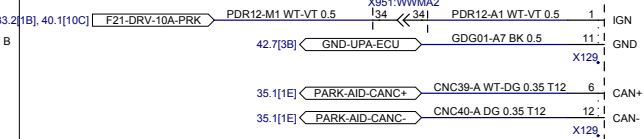
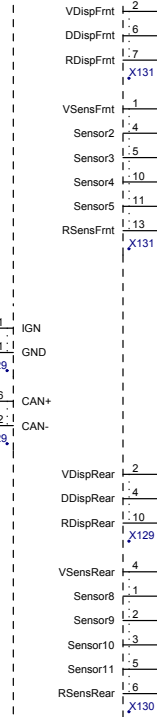


PROJECT NAME: 2014 Model S Wiring: LHD	PHASE: SOP6
SHEET NAME: Interior Lighting - Maplights	
ITEM NO: 1004573-00-E	REVISION: 14
	DATE: 8/13/2014
DO NOT SCALE DRAWING	SHEET 32.1

THE INFORMATION CONTAINED HEREIN IS DEEMED TO BE CONFIDENTIAL, PROPRIETARY, AND A TRADE SECRET OF TESLA MOTORS. THIS INFORMATION MAY NOT BE USED, REPRODUCED, OR DISCLOSED AS THE DIRECT OR INDIRECT BASIS FOR THE DEVELOPMENT, MANUFACTURE, OR SALE OF PROCESSES OR PRODUCTS WITHOUT THE EXPRESSED WRITTEN CONSENT OF TESLA MOTORS.

Applies to NA and EU vehicles built on or before August 25, 2014
 Applies to China vehicles built on or before September 25, 2014

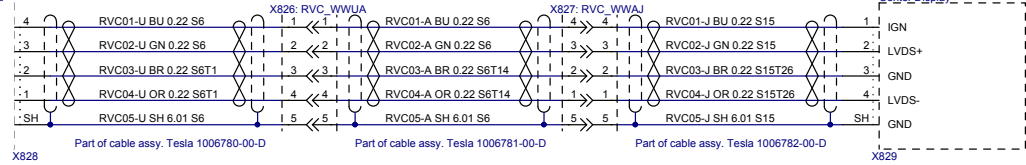
ParkAid ECU



Option: TP01

Rearview Camera

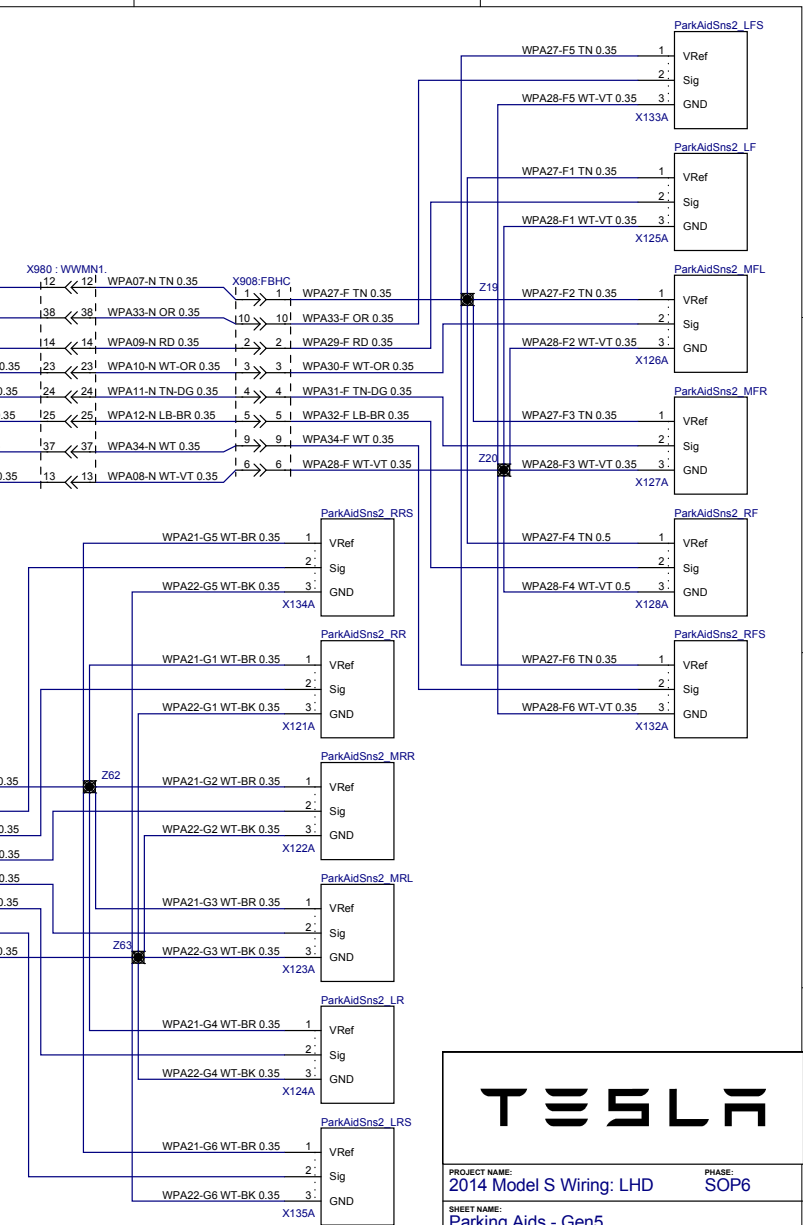
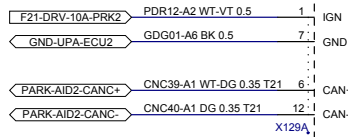
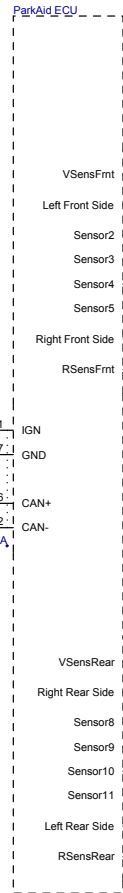
Video Cabling for rear view camera will be purchased as an assembly and taped into harness.



PROJECT NAME: 2014 Model S Wiring: LHD	PHASE: SOP6
SHEET NAME: Parking Aids	
ITEM NO: 1004573-00-E	REVISION: 14
DATE: 1/16/2015	
DO NOT SCALE DRAWING	SHEET 33.1

THE INFORMATION CONTAINED HEREIN IS DEEMED TO BE CONFIDENTIAL, PROPRIETARY, AND A TRADE SECRET OF TESLA MOTORS. THIS INFORMATION MAY NOT BE USED, REPRODUCED, OR DISCLOSED AS THE DIRECT OR INDIRECT BASIS FOR THE DEVELOPMENT, MANUFACTURE, OR SALE OF PROCESSES OR PRODUCTS WITHOUT THE EXPRESSED WRITTEN CONSENT OF TESLA MOTORS.

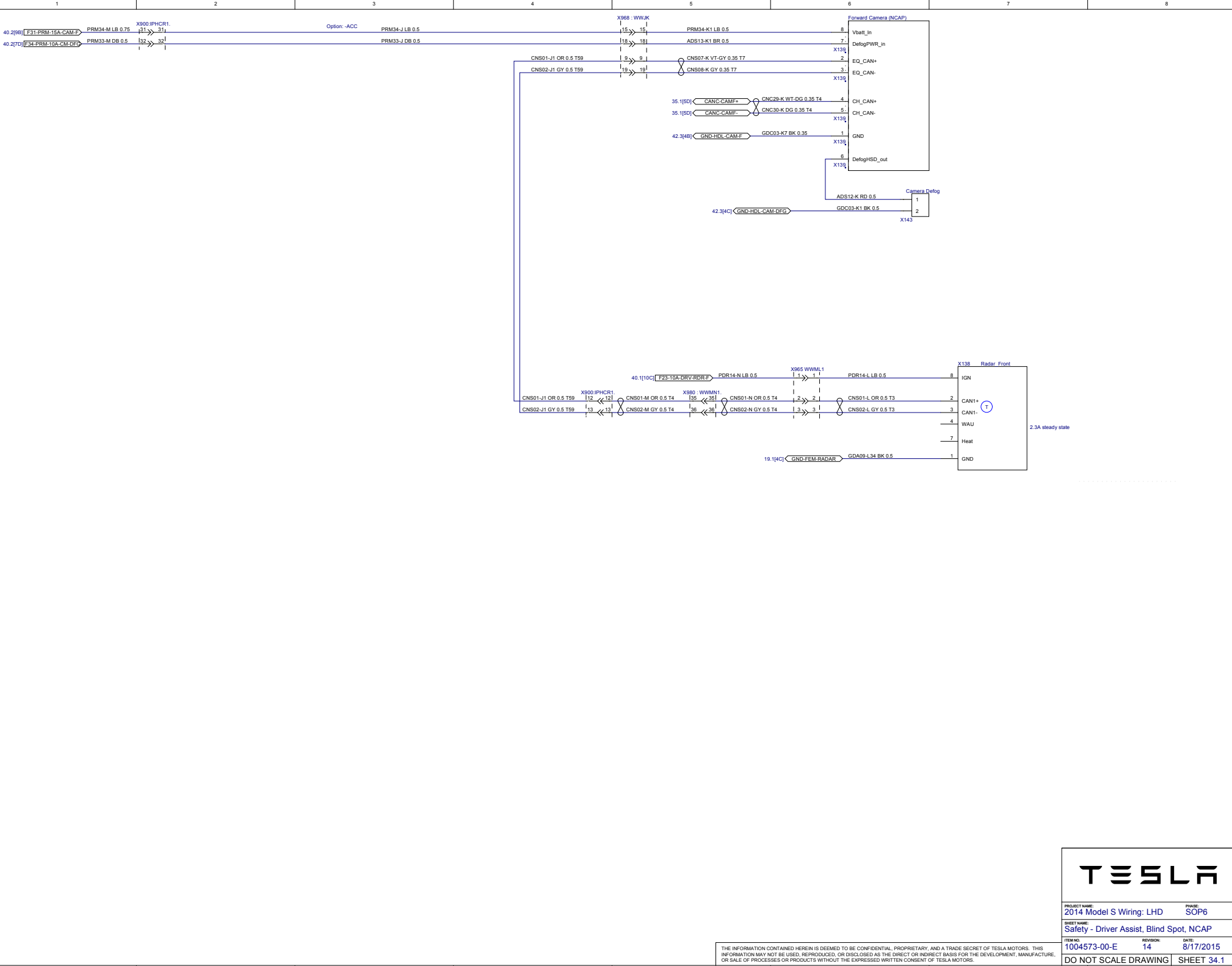
Applies to NA and EU vehicles built on or after August 25, 2014
 Applies to China vehicles built on or after September 25, 2014



TESLA

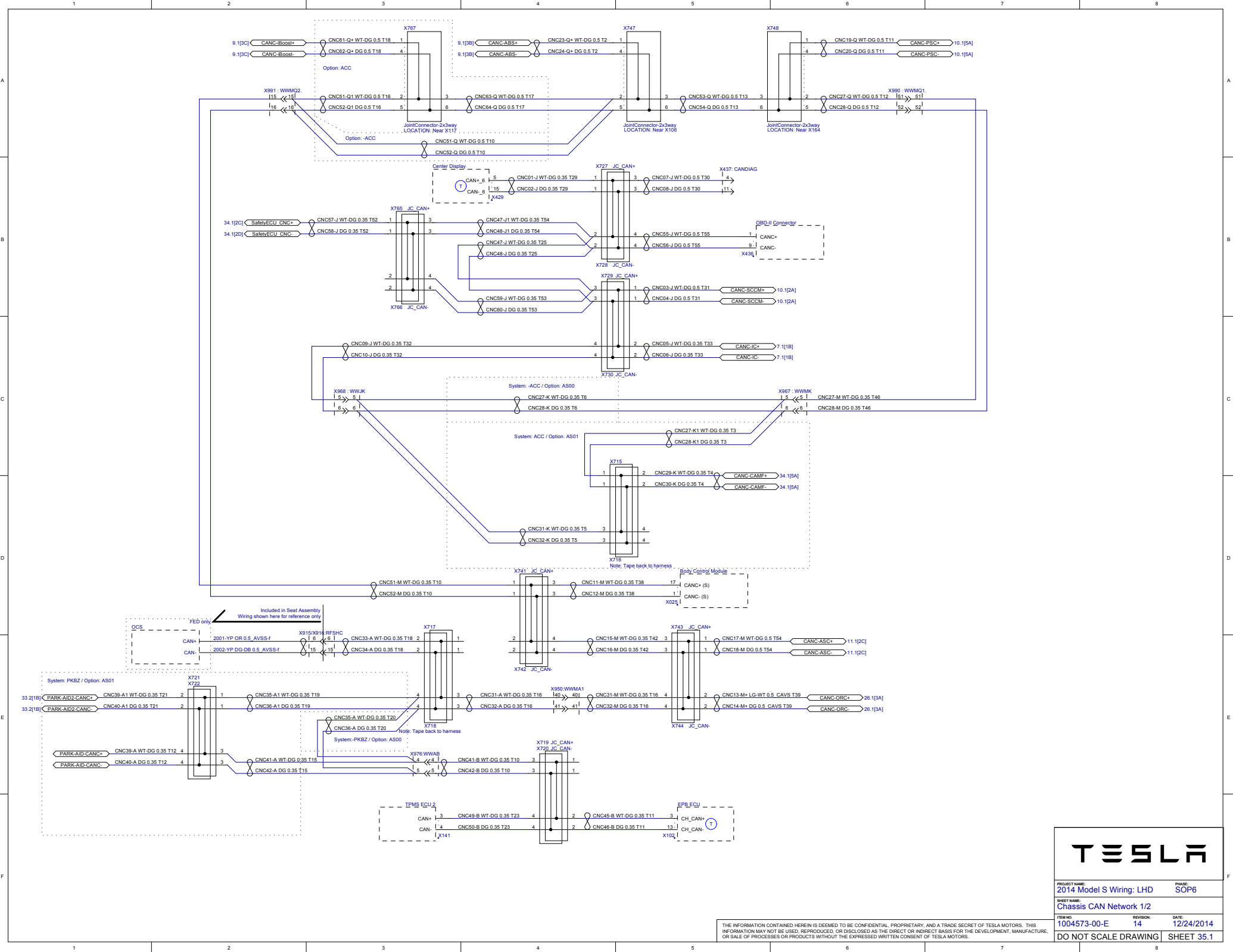
PROJECT NAME: 2014 Model S Wiring: LHD
 SHEET NAME: Parking Aids - Gen5
 ITEM NO: 1004573-00-E
 PHASE: SOP6
 REVISION: 14
 DATE: 1/19/2015
 DO NOT SCALE DRAWING
 SHEET 33.2

THE INFORMATION CONTAINED HEREIN IS DEEMED TO BE CONFIDENTIAL, PROPRIETARY, AND A TRADE SECRET OF TESLA MOTORS. THIS INFORMATION MAY NOT BE USED, REPRODUCED, OR DISCLOSED AS THE DIRECT OR INDIRECT BASIS FOR THE DEVELOPMENT, MANUFACTURE, OR SALE OF PROCESSES OR PRODUCTS WITHOUT THE EXPRESSED WRITTEN CONSENT OF TESLA MOTORS.



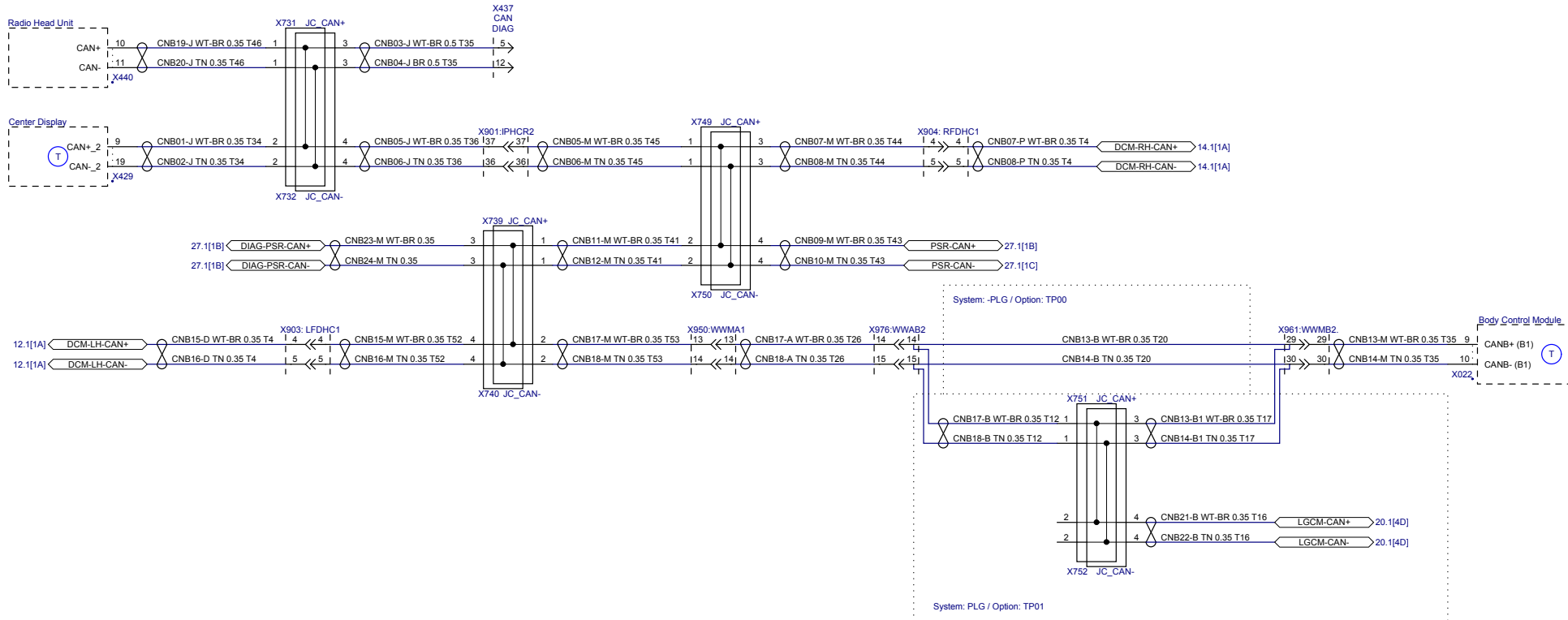
PROJECT NAME: 2014 Model S Wiring: LHD	PHASE: SOP6
SHEET NAME: Safety - Driver Assist, Blind Spot, NCAP	
ITEM NO: 1004573-00-E	REVISION: 14
	DATE: 8/17/2015
DO NOT SCALE DRAWING	
SHEET 34.1	

THE INFORMATION CONTAINED HEREIN IS DEEMED TO BE CONFIDENTIAL, PROPRIETARY, AND A TRADE SECRET OF TESLA MOTORS. THIS INFORMATION MAY NOT BE USED, REPRODUCED, OR DISCLOSED AS THE DIRECT OR INDIRECT BASIS FOR THE DEVELOPMENT, MANUFACTURE, OR SALE OF PROCESSES OR PRODUCTS WITHOUT THE EXPRESSED WRITTEN CONSENT OF TESLA MOTORS.



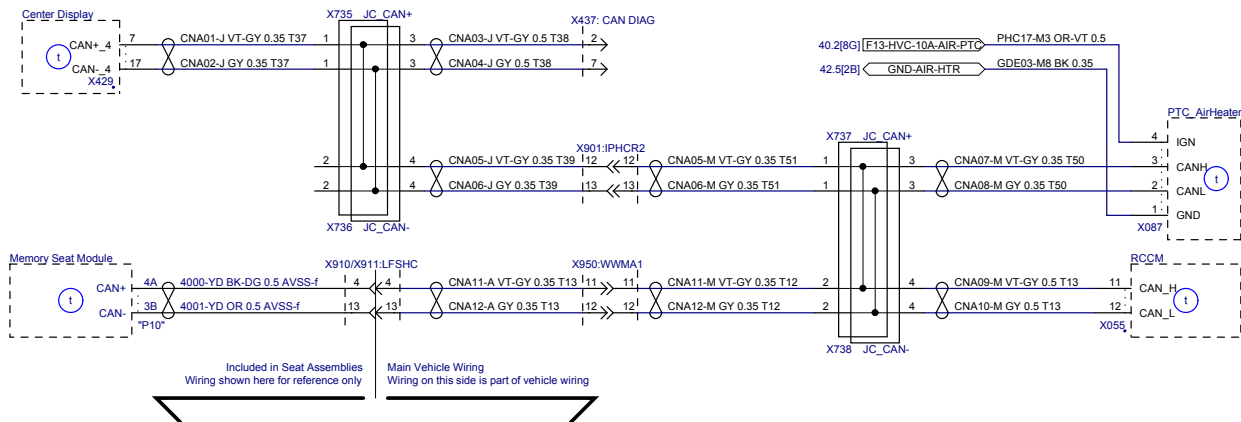
PROJECT NAME: 2014 Model S Wiring: LHD	PHASE: SOP6
SHEET NAME: Chassis CAN Network 1/2	
ITEM NO: 1004573-00-E	REVISION: 14
DATE: 12/24/2014	
DO NOT SCALE DRAWING	SHEET 35.1

THE INFORMATION CONTAINED HEREIN IS DEEMED TO BE CONFIDENTIAL, PROPRIETARY, AND A TRADE SECRET OF TESLA MOTORS. THIS INFORMATION MAY NOT BE USED, REPRODUCED, OR DISCLOSED AS THE DIRECT OR INDIRECT BASIS FOR THE DEVELOPMENT, MANUFACTURE, OR SALE OF PROCESSES OR PRODUCTS WITHOUT THE EXPRESSED WRITTEN CONSENT OF TESLA MOTORS.



PROJECT NAME: 2014 Model S Wiring: LHD	PHASE: SOP6
SHEET NAME: Body CAN Network	
ITEM NO: 1004573-00-E	REVISION: 14
	DATE: 12/24/2014
DO NOT SCALE DRAWING	SHEET 36.1

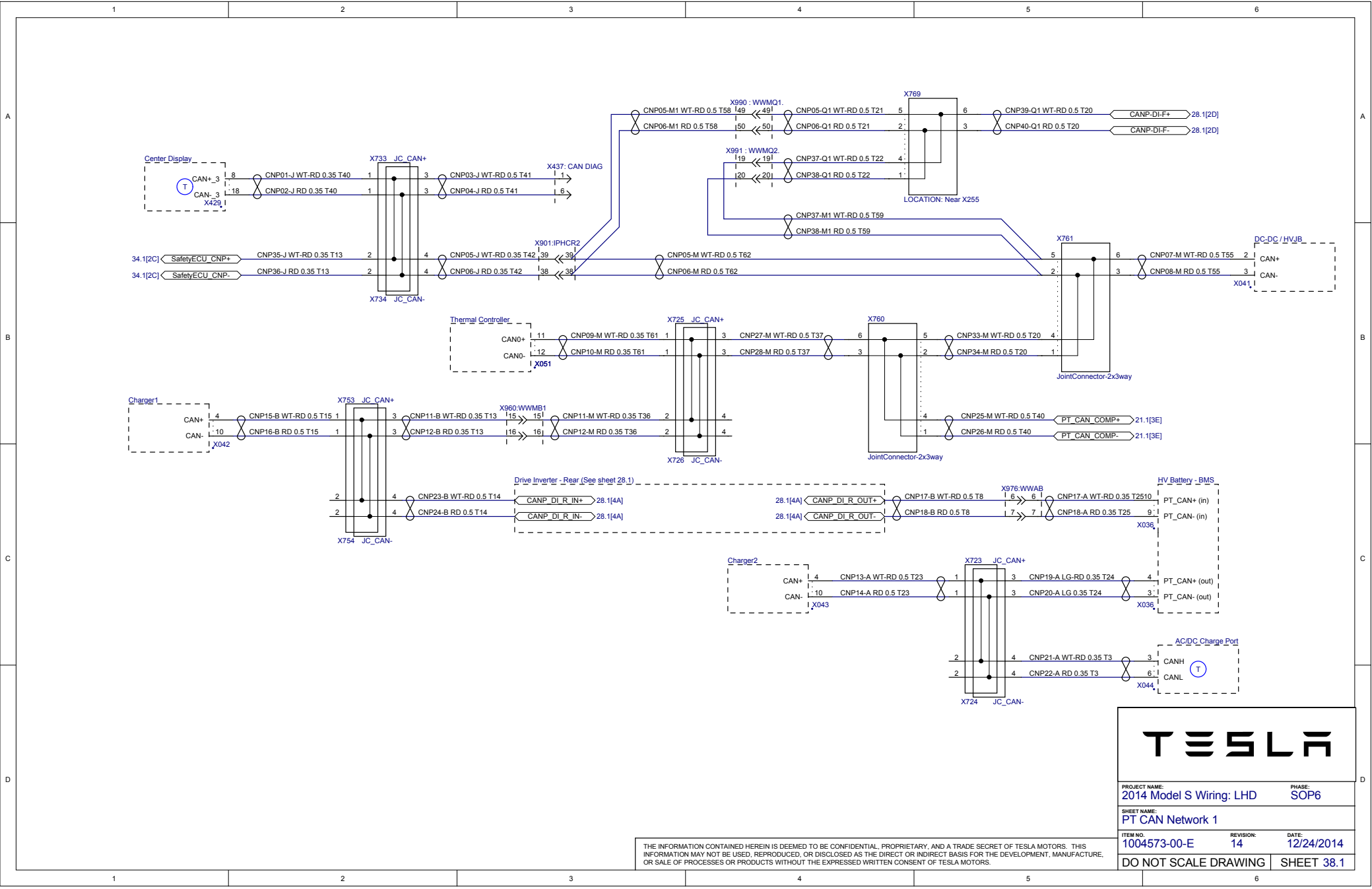
THE INFORMATION CONTAINED HEREIN IS DEEMED TO BE CONFIDENTIAL, PROPRIETARY, AND A TRADE SECRET OF TESLA MOTORS. THIS INFORMATION MAY NOT BE USED, REPRODUCED, OR DISCLOSED AS THE DIRECT OR INDIRECT BASIS FOR THE DEVELOPMENT, MANUFACTURE, OR SALE OF PROCESSES OR PRODUCTS WITHOUT THE EXPRESSED WRITTEN CONSENT OF TESLA MOTORS.



TESLA

PROJECT NAME: 2014 Model S Wiring: LHD		PHASE: SOP6
SHEET NAME: Body FT CAN Network		
ITEM NO: 1004573-00-E	REVISION: 14	DATE: 8/13/2014
DO NOT SCALE DRAWING		SHEET 37.1

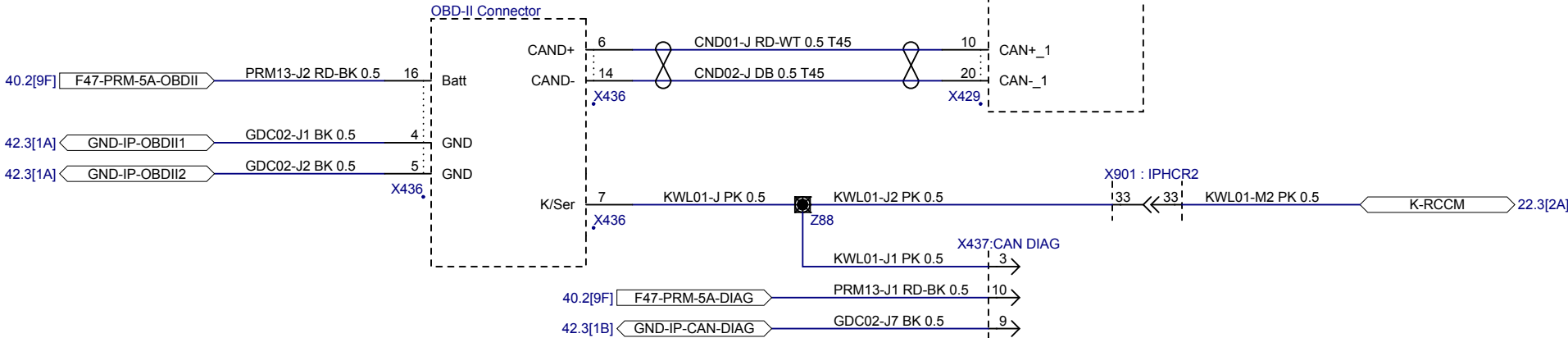
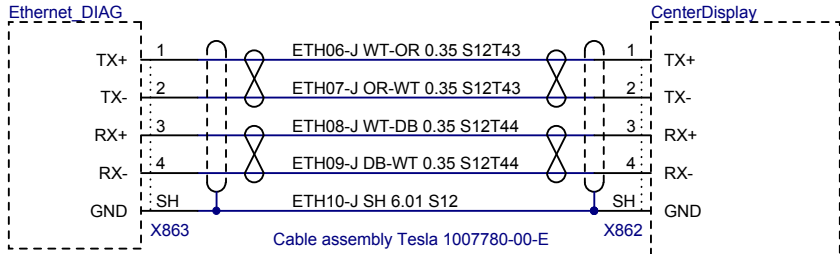
THE INFORMATION CONTAINED HEREIN IS DEEMED TO BE CONFIDENTIAL, PROPRIETARY, AND A TRADE SECRET OF TESLA MOTORS. THIS INFORMATION MAY NOT BE USED, REPRODUCED, OR DISCLOSED AS THE DIRECT OR INDIRECT BASIS FOR THE DEVELOPMENT, MANUFACTURE, OR SALE OF PROCESSES OR PRODUCTS WITHOUT THE EXPRESSED WRITTEN CONSENT OF TESLA MOTORS.



THE INFORMATION CONTAINED HEREIN IS DEEMED TO BE CONFIDENTIAL, PROPRIETARY, AND A TRADE SECRET OF TESLA MOTORS. THIS INFORMATION MAY NOT BE USED, REPRODUCED, OR DISCLOSED AS THE DIRECT OR INDIRECT BASIS FOR THE DEVELOPMENT, MANUFACTURE, OR SALE OF PROCESSES OR PRODUCTS WITHOUT THE EXPRESSED WRITTEN CONSENT OF TESLA MOTORS.

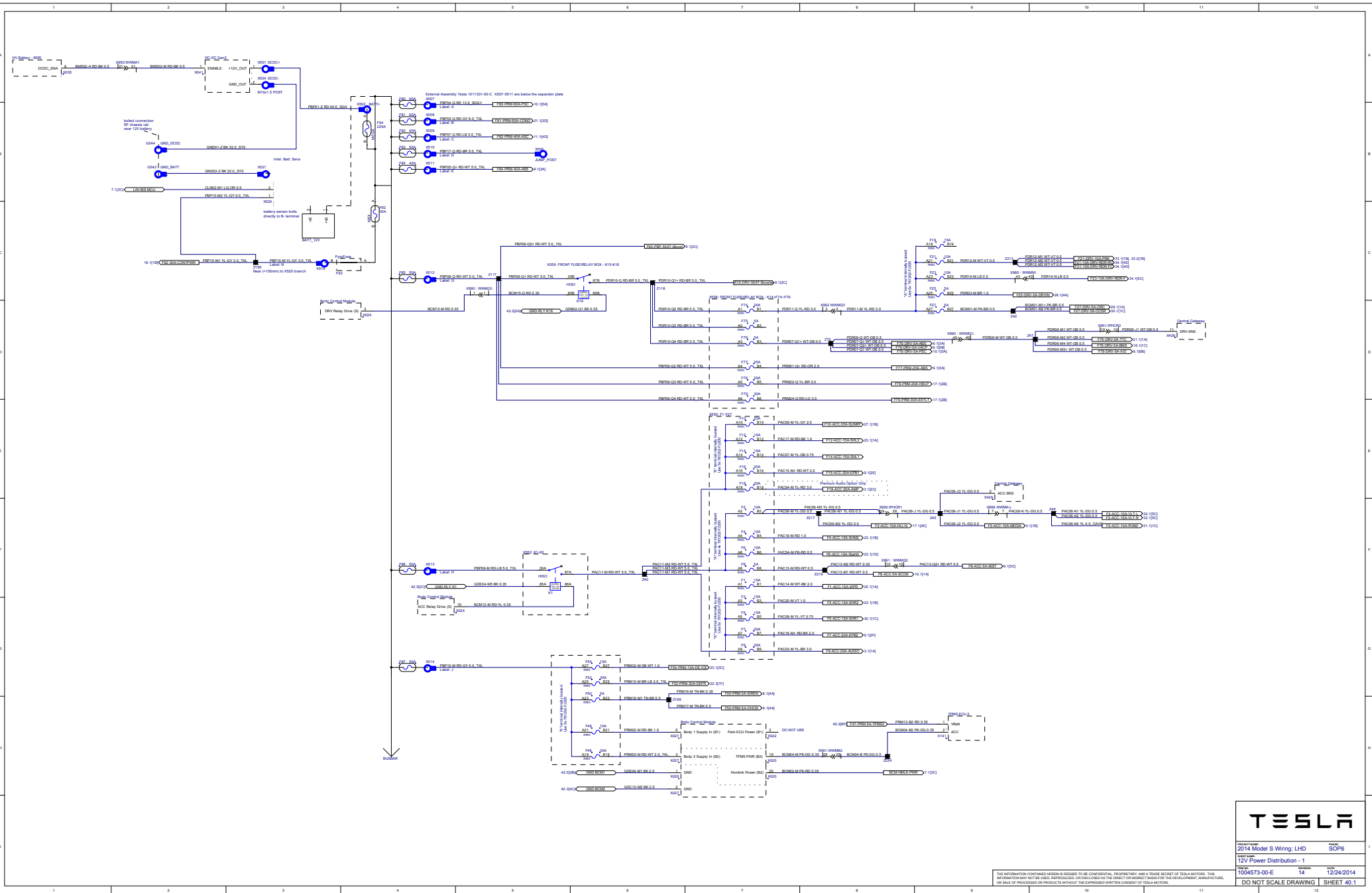


PROJECT NAME: 2014 Model S Wiring: LHD	PHASE: SOP6
SHEET NAME: PT CAN Network 1	
ITEM NO: 1004573-00-E	REVISION: 14
DATE: 12/24/2014	
DO NOT SCALE DRAWING	SHEET 38.1



PROJECT NAME: 2014 Model S Wiring: LHD		PHASE: SOP6
SHEET NAME: Vehicle Diagnostic Connections		
ITEM NO. 1004573-00-E	REVISION: 14	DATE: 4/28/2015
DO NOT SCALE		SHEET 39.1

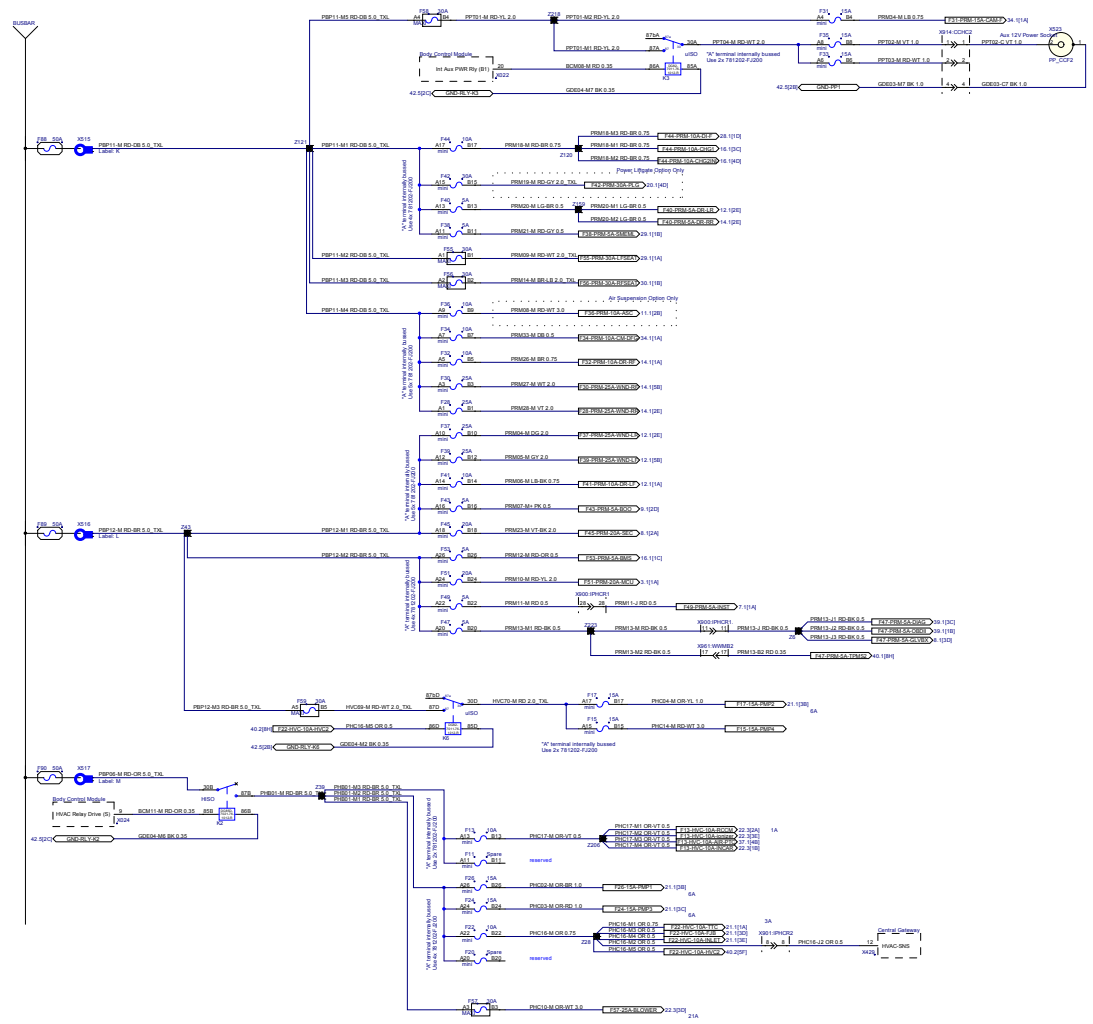
THE INFORMATION CONTAINED HEREIN IS DEEMED TO BE CONFIDENTIAL, PROPRIETARY, AND A TRADE SECRET OF TESLA MOTORS. THIS INFORMATION MAY NOT BE USED, REPRODUCED, OR DISCLOSED AS THE DIRECT OR INDIRECT BASIS FOR THE DEVELOPMENT, MANUFACTURE, OR SALE OF PROCESSES OR PRODUCTS WITHOUT THE EXPRESSED WRITTEN CONSENT OF TESLA MOTORS.



TESLA

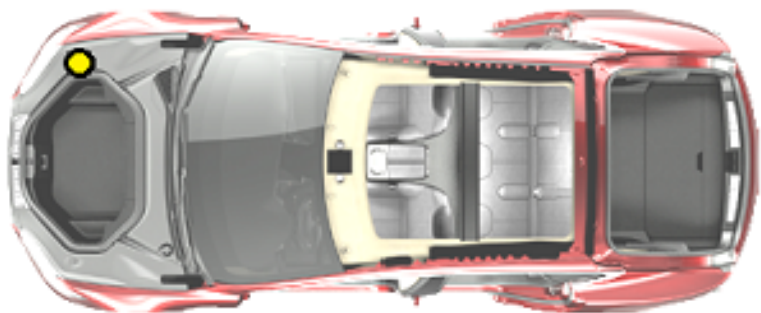
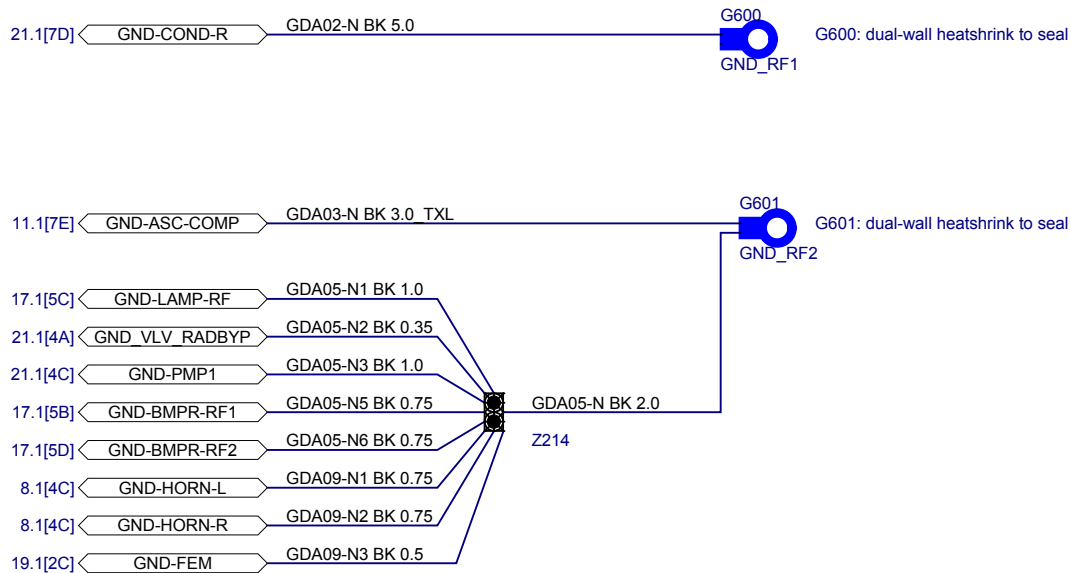
2014 Model S Wiring: LHD 12V Power Distribution - 1	SOPE 1/16 12/24/2014 SHEET 40.1
--	--

THE INFORMATION CONTAINED HEREIN IS DEEMED TO BE CONFIDENTIAL, PROPRIETARY AND A TRADE SECRET OF TESLA MOTORS. THIS INFORMATION MAY NOT BE USED, REPRODUCED, OR DISCLOSED AS THE DIRECT OR INDIRECT BASIS FOR THE DEVELOPMENT, MANUFACTURE, OR SALE OF PRODUCTS OR SERVICES WITHOUT THE EXPRESS WRITTEN CONSENT OF TESLA MOTORS.



THE INFORMATION CONTAINED HEREIN IS DEEMED TO BE CONFIDENTIAL, PROPRIETARY AND A TRADE SECRET OF TESLA MOTORS. THE INFORMATION MAY NOT BE USED, REPRODUCED, OR DISCLOSED AS THE DIRECT OR INDIRECT BASIS FOR THE DEVELOPMENT, MANUFACTURE, OR SALE OF PRODUCTS OR SERVICES WITHOUT THE EXPRESS WRITTEN CONSENT OF TESLA MOTORS.

RF Ground Point - Forward of Wheel

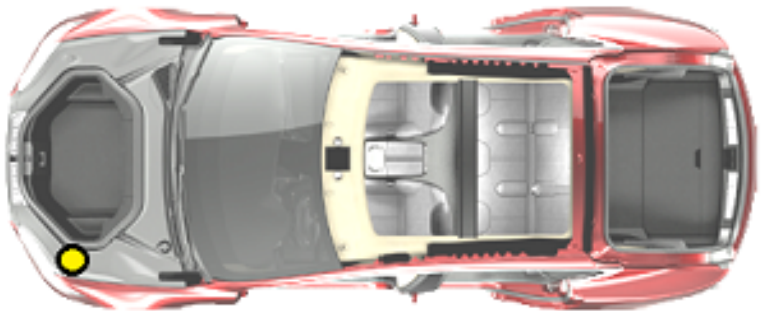
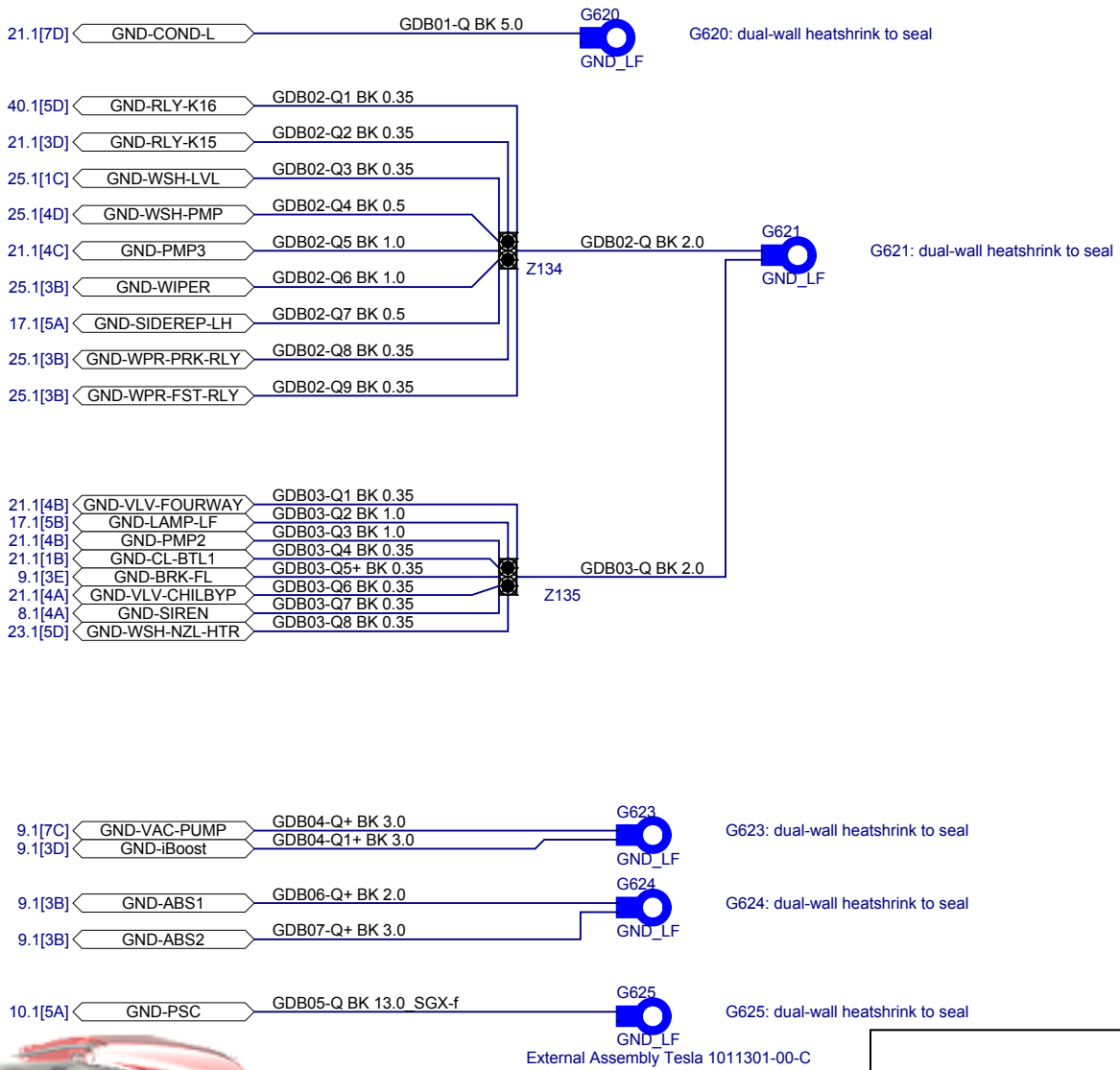


TESLA

PROJECT NAME: 2014 Model S Wiring: LHD		PHASE: SOP6
SHEET NAME: Ground Distribution - Right Front		
ITEM NO. 1004573-00-E	REVISION: 14	DATE: 8/13/2014
DO NOT SCALE		SHEET 42.1


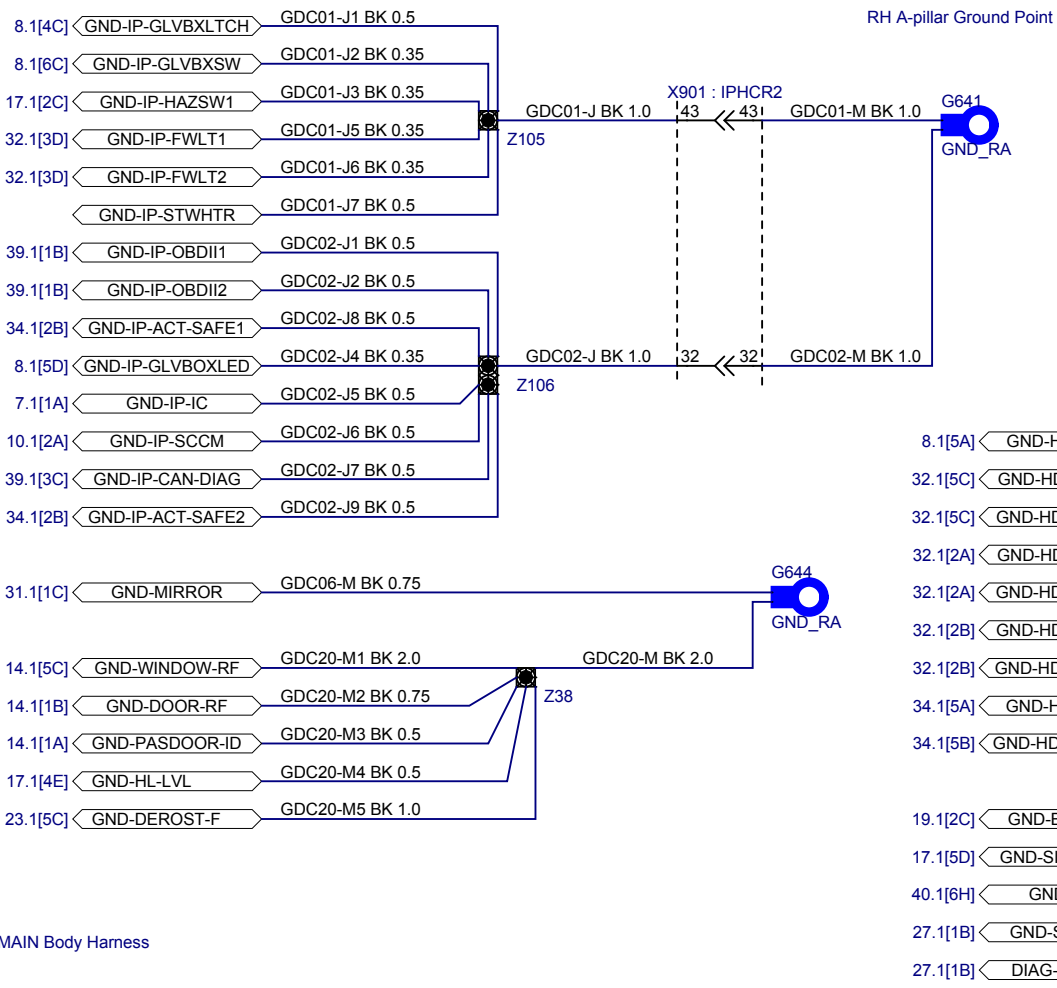
THE INFORMATION CONTAINED HEREIN IS DEEMED TO BE CONFIDENTIAL, PROPRIETARY, AND A TRADE SECRET OF TESLA MOTORS. THIS INFORMATION MAY NOT BE USED, REPRODUCED, OR DISCLOSED AS THE DIRECT OR INDIRECT BASIS FOR THE DEVELOPMENT, MANUFACTURE, OR SALE OF PROCESSES OR PRODUCTS WITHOUT THE EXPRESSED WRITTEN CONSENT OF TESLA MOTORS.

LF Ground Point - Forward of Wheel

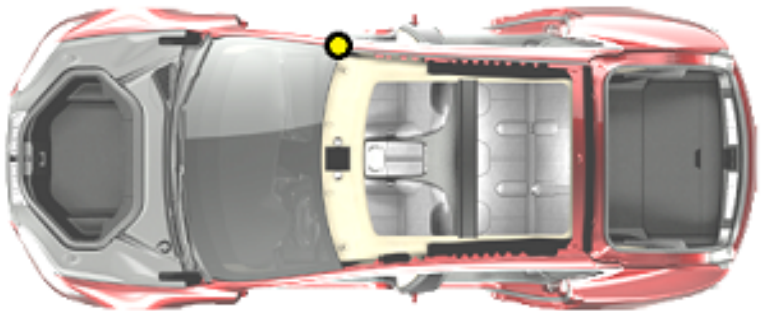


PROJECT NAME: 2014 Model S Wiring: LHD		PHASE: SOP6
SHEET NAME: Ground Distribution - Left Front		
ITEM NO. 1004573-00-E	REVISION: 14	DATE: 8/13/2014
DO NOT SCALE		SHEET 42.2

THE INFORMATION CONTAINED HEREIN IS DEEMED TO BE CONFIDENTIAL, PROPRIETARY, AND A TRADE SECRET OF TESLA MOTORS. THIS INFORMATION MAY NOT BE USED, REPRODUCED, OR DISCLOSED AS THE DIRECT OR INDIRECT BASIS FOR THE DEVELOPMENT, MANUFACTURE, OR SALE OF PROCESSES OR PRODUCTS WITHOUT THE EXPRESSED WRITTEN CONSENT OF TESLA MOTORS.



MAIN Body Harness



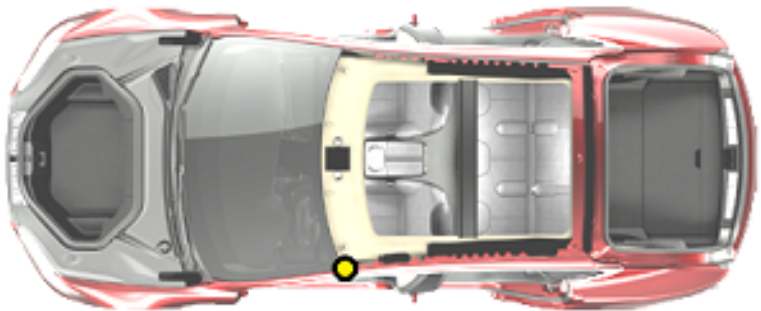
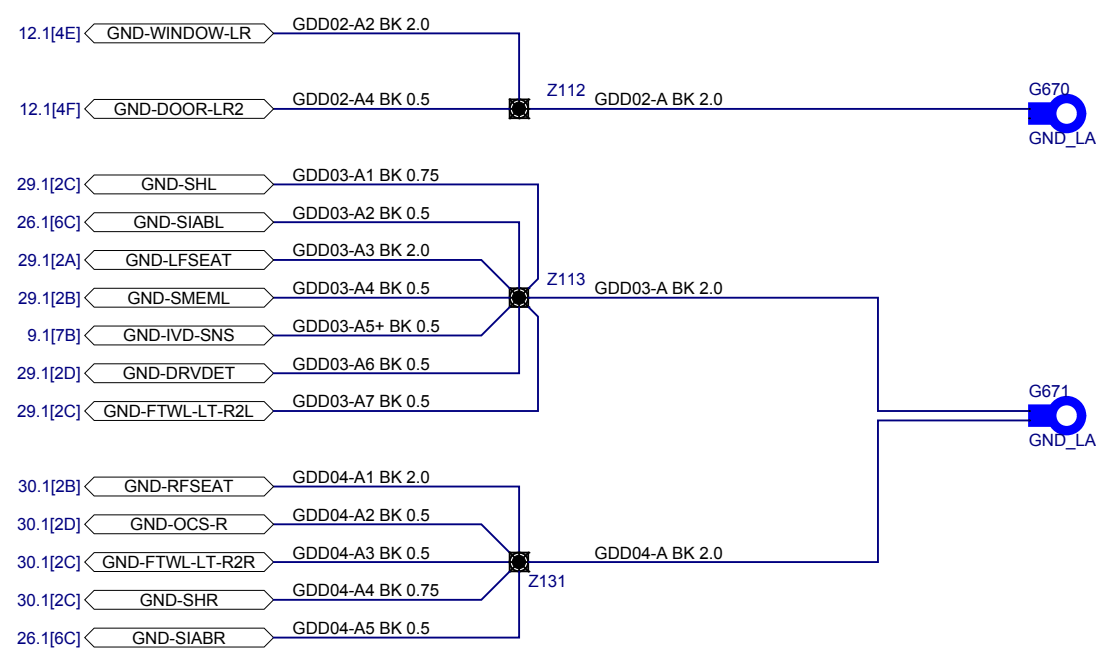
PROJECT NAME: 2014 Model S Wiring: LHD		PHASE: SOP6
SHEET NAME: Ground Distribution - RHS A-Pillar		
ITEM NO. 1004573-00-E	REVISION: 14	DATE: 9/2/2014
DO NOT SCALE		SHEET 42.3

THE INFORMATION CONTAINED HEREIN IS DEEMED TO BE CONFIDENTIAL, PROPRIETARY, AND A TRADE SECRET OF TESLA MOTORS. THIS INFORMATION MAY NOT BE USED, REPRODUCED, OR DISCLOSED AS THE DIRECT OR INDIRECT BASIS FOR THE DEVELOPMENT, MANUFACTURE, OR SALE OF PROCESSES OR PRODUCTS WITHOUT THE EXPRESSED WRITTEN CONSENT OF TESLA MOTORS.

LH A-pillar Ground Point

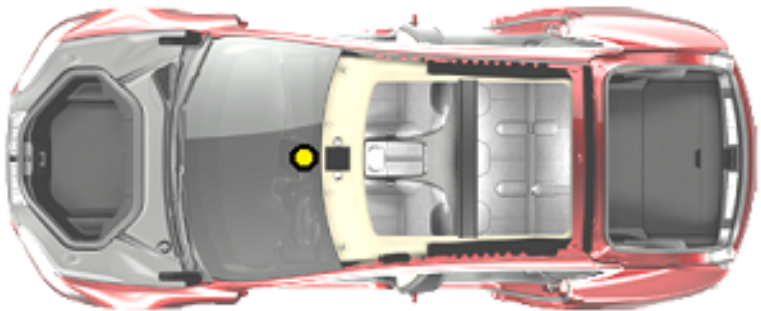
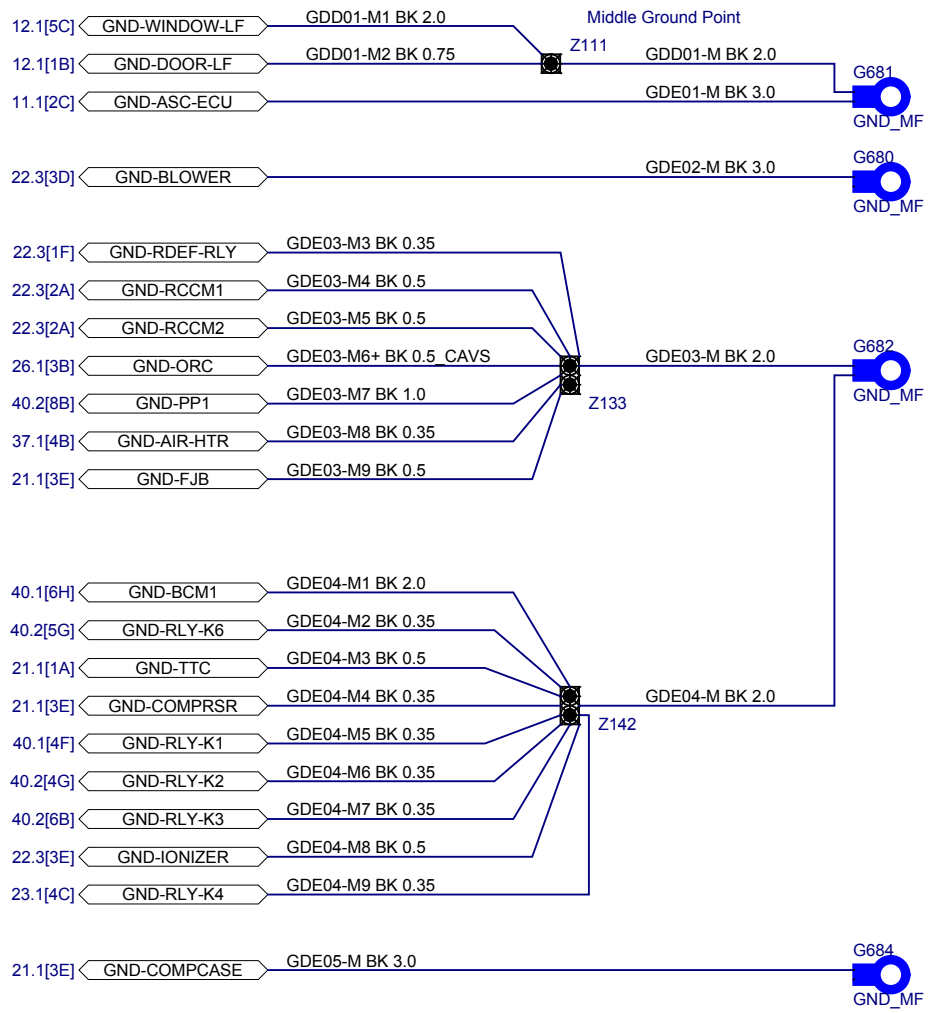
MAIN Body Harness

LEFT Body Harness



PROJECT NAME: 2014 Model S Wiring: LHD		PHASE: SOP6
SHEET NAME: Ground Distribution - LHS A-pillar		
ITEM NO. 1004573-00-E	REVISION: 14	DATE: 8/13/2014
DO NOT SCALE		SHEET 42.4

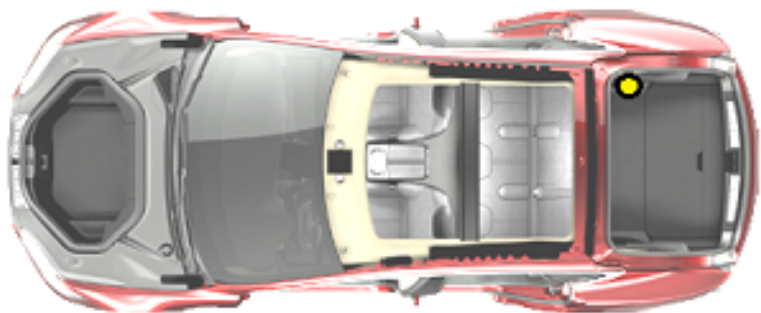
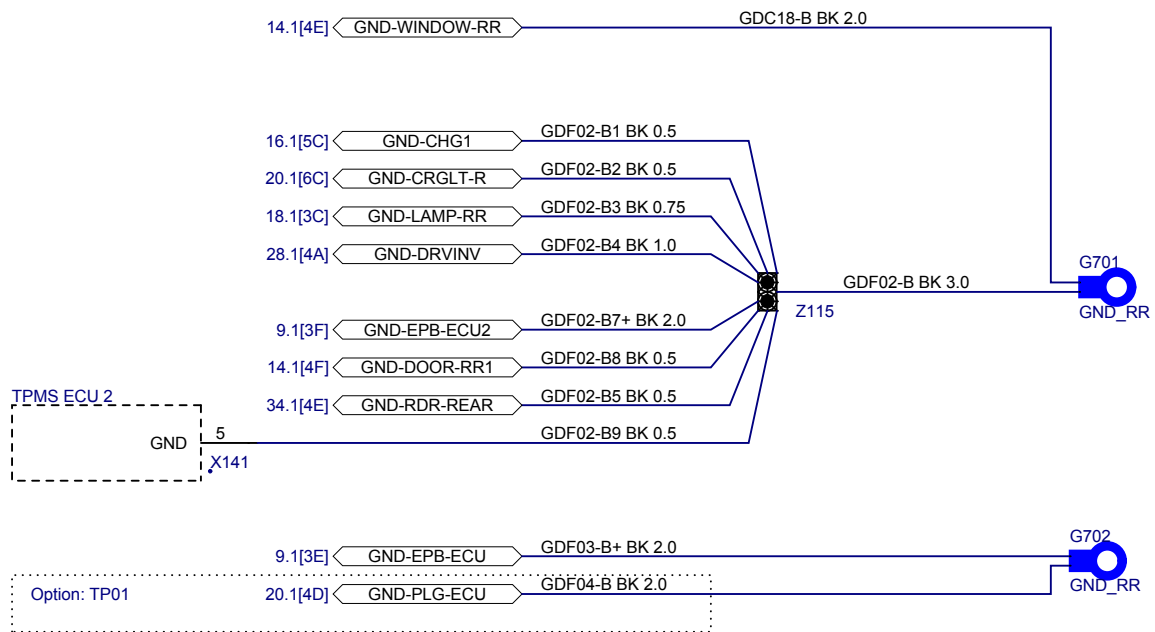
THE INFORMATION CONTAINED HEREIN IS DEEMED TO BE CONFIDENTIAL, PROPRIETARY, AND A TRADE SECRET OF TESLA MOTORS. THIS INFORMATION MAY NOT BE USED, REPRODUCED, OR DISCLOSED AS THE DIRECT OR INDIRECT BASIS FOR THE DEVELOPMENT, MANUFACTURE, OR SALE OF PROCESSES OR PRODUCTS WITHOUT THE EXPRESSED WRITTEN CONSENT OF TESLA MOTORS.



THE INFORMATION CONTAINED HEREIN IS DEEMED TO BE CONFIDENTIAL, PROPRIETARY, AND A TRADE SECRET OF TESLA MOTORS. THIS INFORMATION MAY NOT BE USED, REPRODUCED, OR DISCLOSED AS THE DIRECT OR INDIRECT BASIS FOR THE DEVELOPMENT, MANUFACTURE, OR SALE OF PROCESSES OR PRODUCTS WITHOUT THE EXPRESSED WRITTEN CONSENT OF TESLA MOTORS.

<h1>TESLA</h1>	
PROJECT NAME: 2014 Model S Wiring: LHD	PHASE: SOP6
SHEET NAME: Ground Distribution - Lower Center Stack	
ITEM NO. 1004573-00-E	REVISION: 14
DATE: 8/13/2014	
DO NOT SCALE	SHEET 42.5

RR Ground Point - Behind Wheel



PROJECT NAME: 2014 Model S Wiring: LHD PHASE: SOP6

SHEET NAME: Ground Distribution - Right Rear

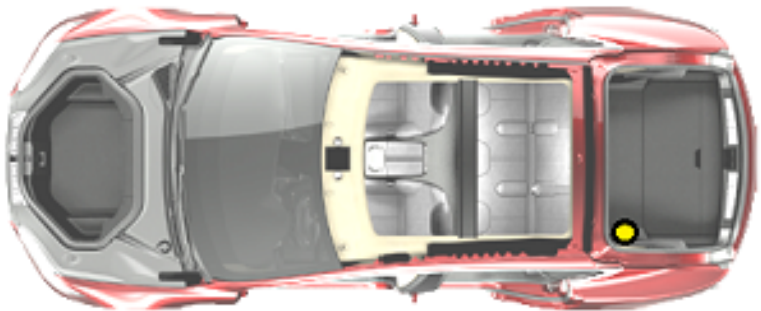
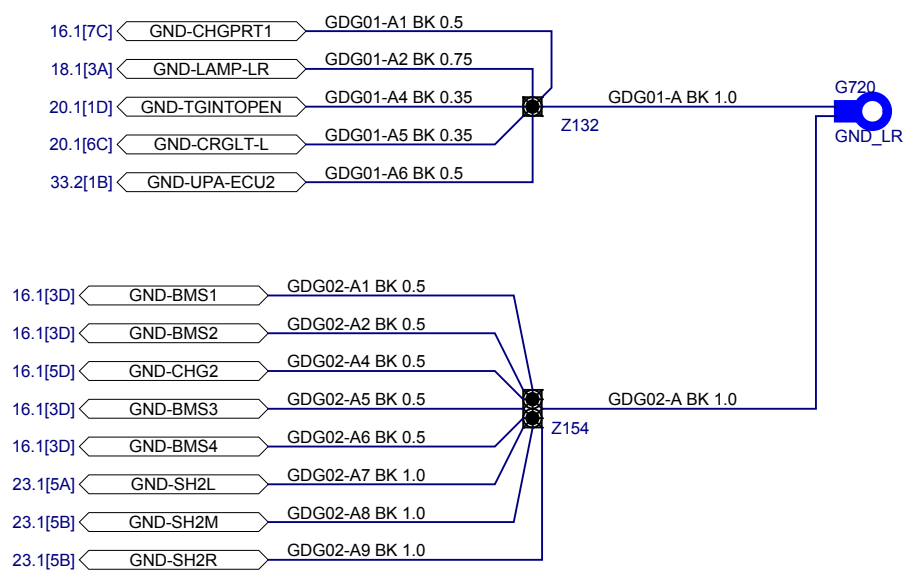
ITEM NO. 1004573-00-E REVISION: 14 DATE: 3/20/2015

DO NOT SCALE

SHEET 42.6

THE INFORMATION CONTAINED HEREIN IS DEEMED TO BE CONFIDENTIAL, PROPRIETARY, AND A TRADE SECRET OF TESLA MOTORS. THIS INFORMATION MAY NOT BE USED, REPRODUCED, OR DISCLOSED AS THE DIRECT OR INDIRECT BASIS FOR THE DEVELOPMENT, MANUFACTURE, OR SALE OF PROCESSES OR PRODUCTS WITHOUT THE EXPRESSED WRITTEN CONSENT OF TESLA MOTORS.

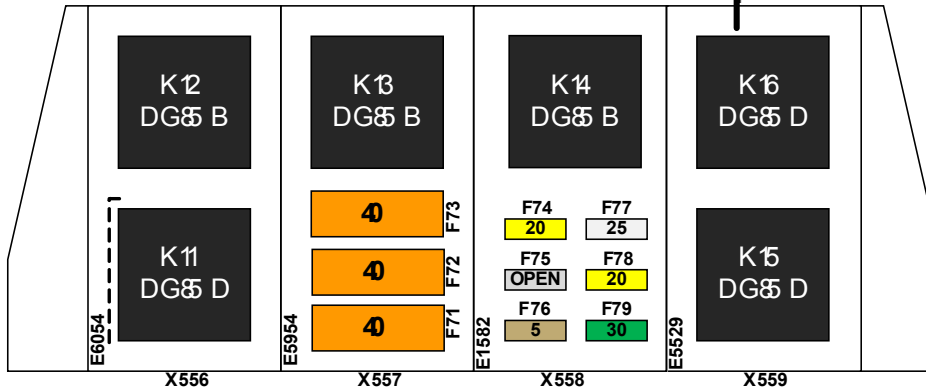

LR Ground Point - Behind Wheel



PROJECT NAME: 2014 Model S Wiring: LHD		PHASE: SOP6
SHEET NAME: Ground Distribution - Left Rear		
ITEM NO. 1004573-00-E	REVISION: 14	DATE: 1/19/2015
DO NOT SCALE		SHEET 42.7

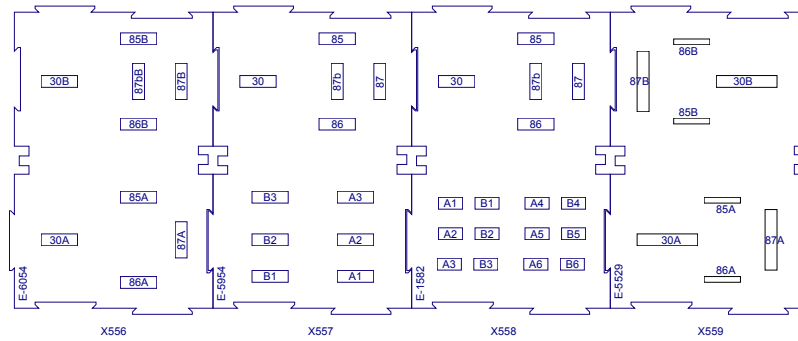
THE INFORMATION CONTAINED HEREIN IS DEEMED TO BE CONFIDENTIAL, PROPRIETARY, AND A TRADE SECRET OF TESLA MOTORS. THIS INFORMATION MAY NOT BE USED, REPRODUCED, OR DISCLOSED AS THE DIRECT OR INDIRECT BASIS FOR THE DEVELOPMENT, MANUFACTURE, OR SALE OF PROCESSES OR PRODUCTS WITHOUT THE EXPRESSED WRITTEN CONSENT OF TESLA MOTORS.

Des. Function	Option
F71 Condenser Fan, Left	ALL
F72 Condenser Fan, Right	ALL
F73 Brake Assist (iBoost/Vac.Pump)	ALL
F74 12V Drive Rail, Cabin	ALL
F75 not used	
F76 Ignition Sense	ALL
F77 Stability Control Valves	ALL
F78 Headlight Dip/Main Beam	ALL
F79 Lighting (Exterior/Interior)	ALL
K11 Air Suspension Compressor	ASC
K12 (not used)	-
K13 Wiper Fast Function	ALL
K14 Wiper Park Function	ALL
K15 Condenser Fan Power	ALL
K16 Drive Switched Power	ALL



- 4-Module Top Cover
AssemblyLocation: Tesla
- 4-Module Bottom Cover
AssemblyLocation: Yazaki

Assembly AEES R65330-001-A (fuses and relays separate)

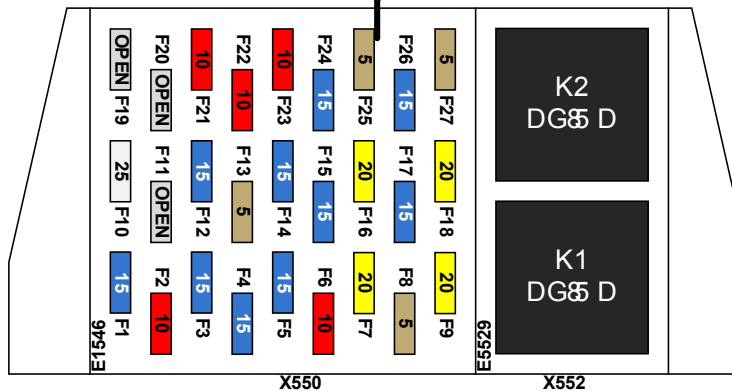


TESLA

PROJECT NAME: 2014 Model S Wiring: LHD	PHASE: SOP6
SHEET NAME: Front Fusebox Layout	
ITEM NO: 1004573-00-E	REVISION: 14
DATE: 3/30/2015	
DO NOT SCALE DRAWING	SHEET 44.1

THE INFORMATION CONTAINED HEREIN IS DEEMED TO BE CONFIDENTIAL, PROPRIETARY, AND A TRADE SECRET OF TESLA MOTORS. THIS INFORMATION MAY NOT BE USED, REPRODUCED, OR DISCLOSED AS THE DIRECT OR INDIRECT BASIS FOR THE DEVELOPMENT, MANUFACTURE, OR SALE OF PROCESSES OR PRODUCTS WITHOUT THE EXPRESSED WRITTEN CONSENT OF TESLA MOTORS.

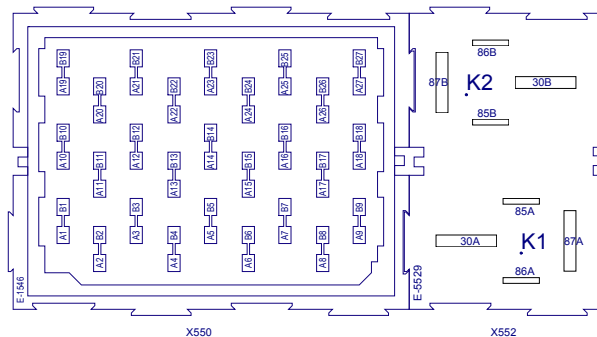
Des. Function	Option
F1 Wiper Park	ALL
F2 Headlamp leveling, Vanity Lights	ALL
F3 Seat Heater, Second Row Right	CW01
F4 Seat Heater, Second Row Middle	CW01
F5 Seat Heater, First Row Right	ALL
F6 Steering Wheel Heater	
F7 Electronic Park Brake, Redundant	ALL
F8 Steering Column Module	ALL
F9 Base Audio System	ALL
F10 Panoramic Sunroof	RFPO
F11 not used	
F12 Seat Heater, Second Row Left	CW01
F13 Cabin HVAC Functions	ALL
F14 Seat Heater, First Row Left	ALL
F15 not used	
F16 Electronic Park Brake, Primary	ALL
F17 Coolant Pump 2	ALL
F18 Premium Audio Amplifier	AU01
F19 not used	
F20 not used	
F21 Park Assist	PK01
F22 Thermal System Controls	ALL
F23 not used	
F24 Coolant Pump 3	ALL
F25 Drive Inverter	ALL
F26 Coolant Pump 1	ALL
F27 Restraints Control Module	ALL
K1 ACC Power Switch	ALL
K2 HVAC Power Switch	ALL



3-Module Top Cover
AssemblyLocation: Tesla

3-Module Bottom Cover
AssemblyLocation: Yazaki

Assembly AEES R65328-001-A (fuses and relays separate)

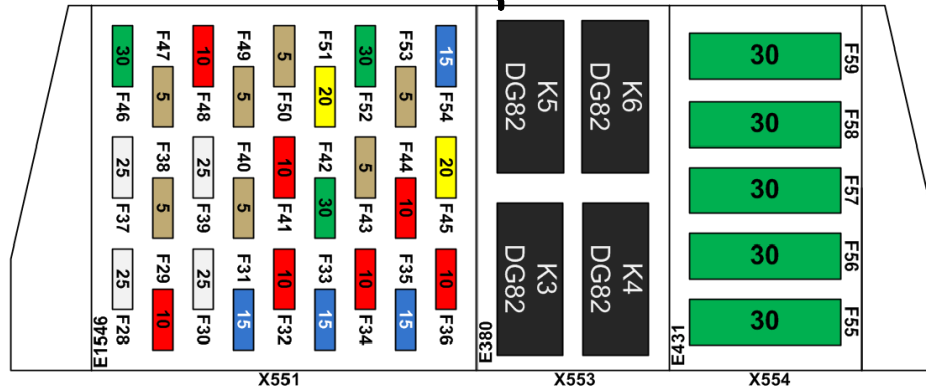
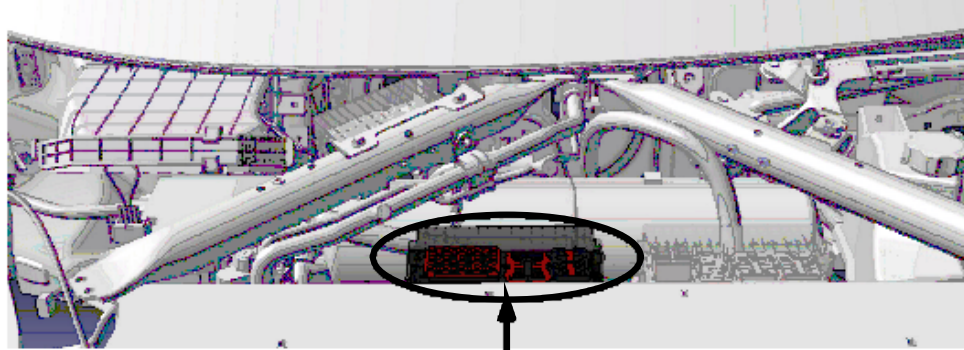


TESLA

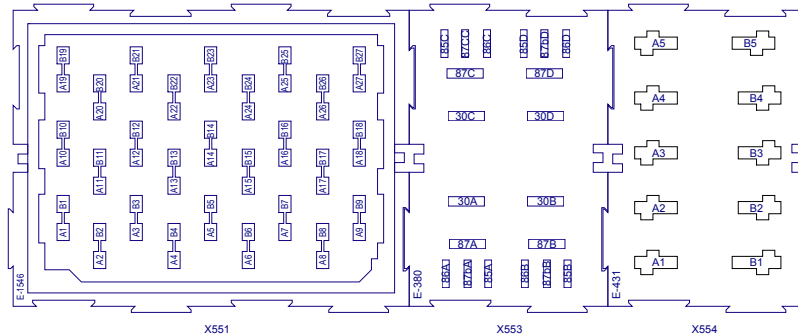
PROJECT NAME: 2014 Model S Wiring: LHD	PHASE: SOP6
SHEET NAME: "Cabin" Fusebox 1 Layout	
ITEM NO: 1004573-00-E	DATE: 4/28/2015
REVISION: 14	
DO NOT SCALE DRAWING	SHEET 44.2

THE INFORMATION CONTAINED HEREIN IS DEEMED TO BE CONFIDENTIAL, PROPRIETARY, AND A TRADE SECRET OF TESLA MOTORS. THIS INFORMATION MAY NOT BE USED, REPRODUCED, OR DISCLOSED AS THE DIRECT OR INDIRECT BASIS FOR THE DEVELOPMENT, MANUFACTURE, OR SALE OF PROCESSES OR PRODUCTS WITHOUT THE EXPRESSED WRITTEN CONSENT OF TESLA MOTORS.

Des. Function	Option
F28 Window Lift Motor, Right Rear	ALL
F29 Contactor Power	ALL
F30 Window Lift Motor, Right Front	ALL
F31 Forward Camera / Active Safety	NCAP/DSS
F32 Door Controls, Right Side	ALL
F33 12V Accessory Spare	ALL
F34 Forward Camera Defog	NCAP/DSS
F35 12V Accessory Outlet	ALL
F36 Air Suspension Control, Valves	ASC
F37 Window Lift Motor, Left Rear	ALL
F38 Driver's Seat Memory	ALL
F39 Window Lift Motor, Left Front	ALL
F40 Rear Door Handles	ALL
F41 Door Controls, Left Side	ALL
F42 Power Liftgate	PLG
F43 Perm. Power Sense, Brake Sw.	ALL
F44 Chargers, Charge Port	ALL
F45 Passive Entry, Horns, Security	ALL
F46 Body Controls, Group 2	ALL
F47 Glove Box Light, OBD-II	ALL
F48 Body Controls, Group 1	ALL
F49 Instrument Cluster	ALL
F50 Siren, Intrusion/Tilt Sensor	SP01
F51 Center Display	ALL
F52 Rear Window Defrost Grid	ALL
F53 Battery Management System	ALL
F54 Wiper De-Icer	ALL
F55 Left Front Seat Adjust Motor	ALL
F56 Right Front Seat Adjust Motor	ALL
F57 Cabin Fan	ALL
F58 12V Outlet/Forward Camera Sub.	ALL
F59 HVAC2 functions	ALL
K3 12V Outlet Switch	ALL
K4 Wiper De-Ice	CW01
K5 Rear Defrost Grid	ALL
K6 HVAC2 functions	ALL



Assembly AEES R65329-001-A (fuses and relays separate)



4-Module Top Cover
AssemblyLocation: Tesla

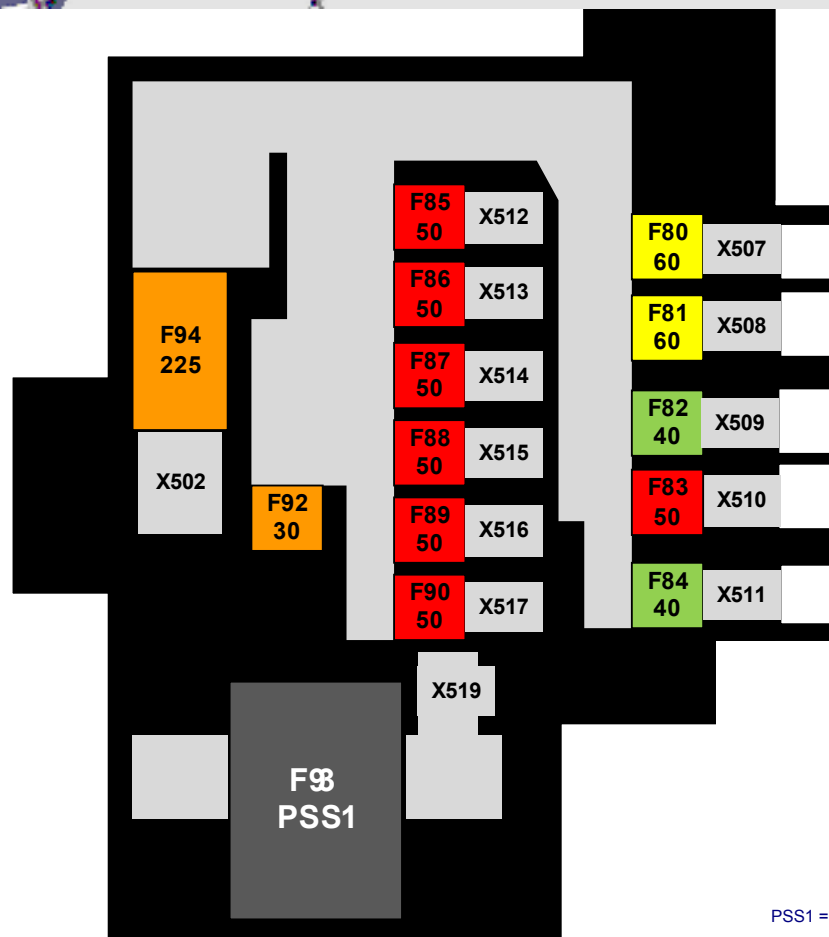
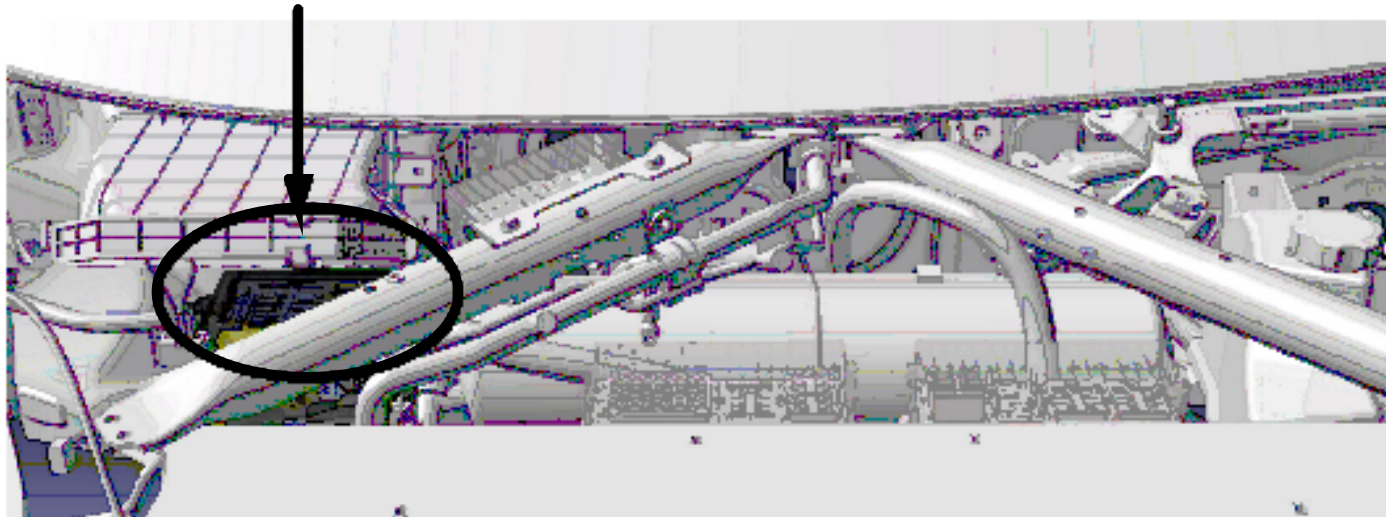
4-Module Bottom Cover
AssemblyLocation: Yazaki

TESLA

PROJECT NAME: 2014 Model S Wiring: LHD	PHASE: SOP6
SHEET NAME: "Cabin" Fusebox 2 Layout	
ITEM NO: 1004573-00-E	REVISION: 14
DATE: 8/17/2015	

DO NOT SCALE DRAWING SHEET 44.2

THE INFORMATION CONTAINED HEREIN IS DEEMED TO BE CONFIDENTIAL, PROPRIETARY, AND A TRADE SECRET OF TESLA MOTORS. THIS INFORMATION MAY NOT BE USED, REPRODUCED, OR DISCLOSED AS THE DIRECT OR INDIRECT BASIS FOR THE DEVELOPMENT, MANUFACTURE, OR SALE OF PROCESSES OR PRODUCTS WITHOUT THE EXPRESSED WRITTEN CONSENT OF TESLA MOTORS.



Loc.	Description / Function	Type	Des.
F80	Power Steering	MIDI	X507
F81	Condenser Fans Master Fuse	MIDI	X508
F82	Air Suspension Compressor	MIDI	X509
F83	Jump Post	MIDI	X510
F84	ABS Motor	MIDI	X511
F85	Drive 12V Power Master Fuse	MIDI	X512
F86	ACC 12V Bus Master Fuse	MIDI	X513
F87	Permanent Power Group 1	MIDI	X514
F88	Permanent Power Group 2	MIDI	X515
F89	Permanent Power Group 3	MIDI	X516
F90	HVAC 12V Bus Master Fuse	MIDI	X517
F92	Contactor Power	MIDI	X503
F93	BDS: Contactor Power Cutoff	PSS1	X519
F94	Battery-DCDC Master Fuse	MEGA	X502

TESLA

PROJECT NAME: 2014 Model S Wiring: LHD PHASE: SOP6

SHEET NAME: Battery-Mounted Fusebox Layout

ITEM NO. 1004573-00-E REVISION: 14 DATE: 5/22/2014

DO NOT SCALE

SHEET 44.4

THE INFORMATION CONTAINED HEREIN IS DEEMED TO BE CONFIDENTIAL, PROPRIETARY, AND A TRADE SECRET OF TESLA MOTORS. THIS INFORMATION MAY NOT BE USED, REPRODUCED, OR DISCLOSED AS THE DIRECT OR INDIRECT BASIS FOR THE DEVELOPMENT, MANUFACTURE, OR SALE OF PROCESSES OR PRODUCTS WITHOUT THE EXPRESSED WRITTEN CONSENT OF TESLA MOTORS.