

Section	DESCRIPTION
1	Table of Contents and Legend
2	Change History
3	Audio System Wiring (all options)
5	Antenna connections
6	Infotainment non-Antenna connections
7	MCU/Infotainment vehicle interfaces
8	Security, Passive Entry, Horns
9	Chassis - Stability and ABS, park brake
10	Chassis - Power Steering and Steering wheel controls
11	Chassis - Air suspension system
12	Body - Door / Window Controls, Left Side
14	Body - Door / Window Controls, Right Side
16	Powertrain - HV Battery and Chargers
17	Body - Exterior Lights, Front
18	Body - Exterior Lights, Rear, including Tailgate
19	Body - Front Cargo Hatch
20	Body - Rear Cargo Hatch / Power Liftgate
21	HVAC - Foundation, Controller, Sensors, Valves, Pumps, Solenoids and Inlet Louvers
22	HVAC - Cabin Functions
23	HVAC - Cold Weather Package Content
24	Powertrain - HVIL and High Voltage architecture
25	Body - Wiper/Washer System
26	Passive Safety Restraints System
27	Body - Powered Sunroof
28	Powertrain - Drive Inverter, Accelerator Pedal
29	Body - LF Seat
30	Body - RF Seat
31	Body - Side and Rear-View Mirrors
32	Body - Interior Lighting
33	Parking System including Rear View
34	Advanced Safety - Blind Zone and Forward Camera, Front Radar
35	Chassis CAN Network
36	Body CAN Network
37	Body Fault-Tolerant CAN Network
38	PowerTrain CAN Network
39	Diagnostic Connections
40	12V Power Distribution
42	Ground Distribution
43	Layout and Function of Fuse/Relay Boxes

Abbreviation	Meaning
LF	Left Front
RF	Right Front
LR	Left Rear
RR	Right Rear
MF	Middle Front

Designator	Meaning
LFDHC	LF Door Harness Connector
LRDHC	LR Door Harness Connector
RFDHC	RF Door Harness Connector
RRDHC	RR Door Harness Connector
GDHC	Gate Harness Connector
CCHC	Center Console Harness Connector
IPHC(L/R)	Instrument Panel Harness Connector (Left/Right)
RSFHC	Rear Subframe harness connector
WW%	Wire-to-wire %-from-to designator

Designator	Meaning
A	Body Harness, Left Floor
B	Body Harness, Right Floor
C	Center Console
D	Driver (LF) Door Harness
E	Sunroof Subsystem Harness
F	Front Bumper Harness
G	Rear Bumper Harness
H	High Voltage Wiring (for reference only)
J	Instrument Panel (Dashboard) Harness
K	Headliner
L	Front End Module
M	Main Harness, Lower IP and Front Trunk area
N	Front Harness, Right Side
P	Front Passenger (RF) Door Harness
Q	Front Harness, Left side
R	LR Door Harness
S	RR Door Harness
T	Tailgate Harness - Right
U	Tailgate Harness - Left
V	HVAC Unit Subharness (part of assembly)
W	Steering Wheel Harness (from Clockspring out)
X	Rear subframe subharness
Y	td
Z	Single Cables - Each circuit is a separate assembly

Designator	Color	Designator	Color	Designator	Color
BK	Black	LB	Light Blue	RD	Red
BR	Brown	LG	Light Green	TN	Tan
DB	Dark Blue	OR	Orange	WT	White
DG	Dark Green	PK	Pink	YL	Yellow
GY	Gray	VT	Violet (Purple)		

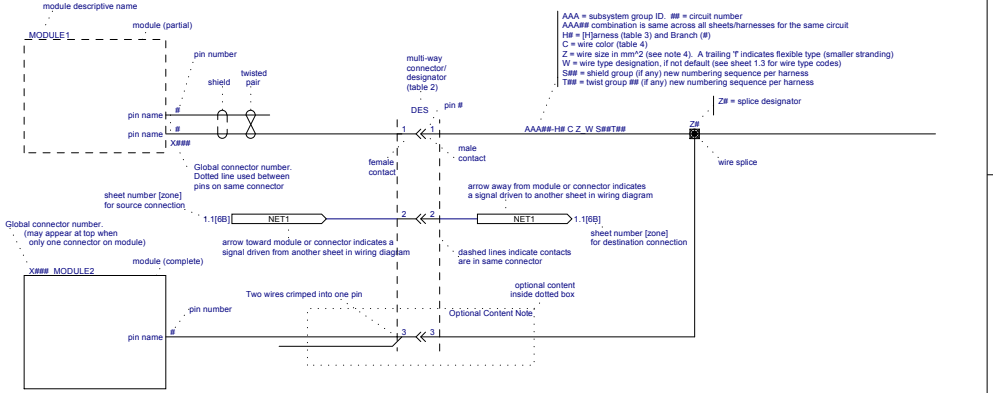
Striped wires are indicated by base-color code "\*" then stripe color code. "BR-BK" indicates a brown wire with a black stripe.

Designator	Meaning
TWP	SAE J1228 TWP - thin-wall 105C rated
STX	SAE J1227 STX - thin-wall 125C rated
J	flexible type (add to any type) = small strand
CAVS	JASO D-611 CAVS specification wire, 85C
TXL	SAE J1228 TXL - thin-wall 125C rated
SGX	SAE J1227 SGX - general purpose 125C rated
RFXFA	SAE J1228 TXL-F - thin-wall high-flex 125C rated

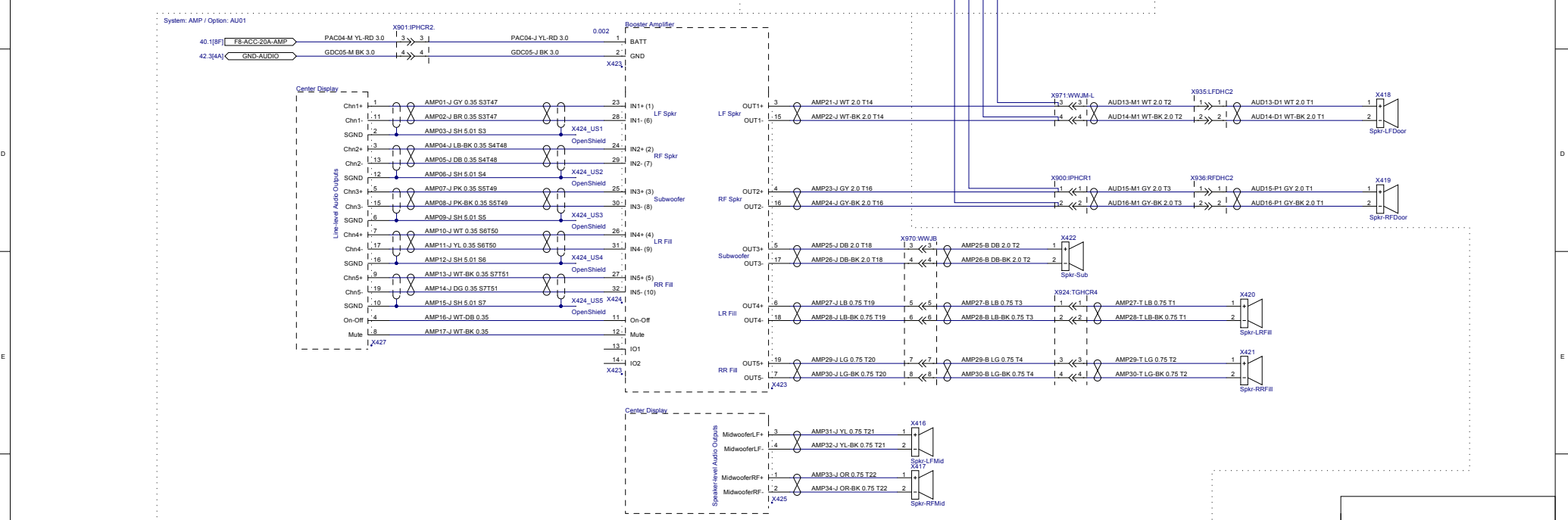
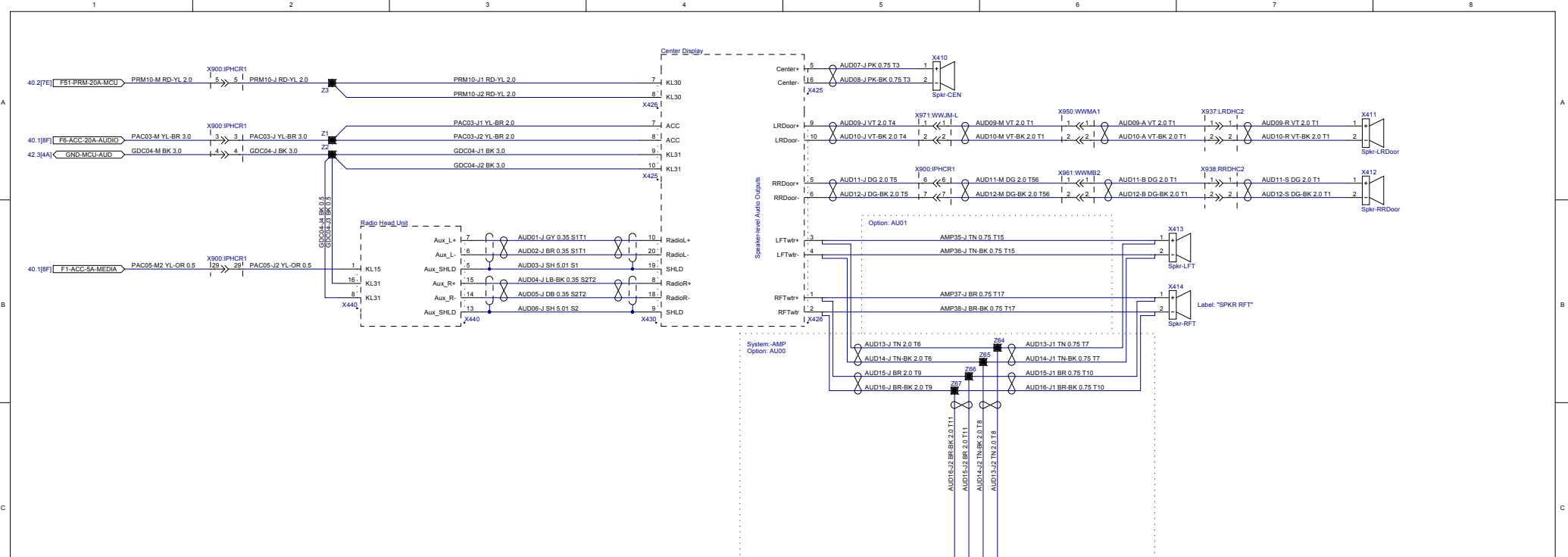
- General Notes:
- Switches (Relays) are shown in their inactive (de-energized) state.
  - Splices may be split across pages for visual clarity with respect to the function displayed on the particular page.
  - Some connectors are split across multiple pages for clarity. There is no overall reference in this document for the signals routed to a specific connector.
  - Wire sizes are specified in mm<sup>2</sup> cross-sectional area (CSA) per SAE 1127/8.
 

Size Shown	Wire Specification Usage	Size Shown	Wire Specification Usage
0.22	SAE 0.22 / 24AWG	5.0	SAE 5.0 / 10AWG
0.35	SAE 0.35 / 22AWG	8.0	SAE 8.0 / 8AWG
0.5	SAE 0.5 / 20 AWG	13.0	SAE 13.0 / 6AWG
0.75	SAE 0.8 / 18AWG	20.0	SAE 19.0 / 4AWG
1.0	SAE 1.0 / 16AWG	32.0	SAE 32.0 / 2AWG
2.0	SAE 2.0 / 14AWG	40.0	SAE 40.0 / 1AWG
3.0	SAE 3.0 / 12AWG	60.0	SAE 60.0 / 10AWG
  - Wire specification: 60V, thin-wall PVC (SAE TWP type or equivalent), unless otherwise specified in wire label. Default wire type to be rated 60VDC/25VAC and -40C to 105C operating temperature. See sheet 43 for further details and to correlate specific cabling types to harness application. Twisted pairs may be manufactured of above wire by harness manufacturer.
 

P-30mm +/-5mm for CSA<=1.0	P-60mm +/-5mm for CSA>1.0
PRMT   PARAM	WireType   TWP
  - Unless otherwise specified, terminal plating is to be Tin or Pre-Tin.
  - For connectors with multiple instances of the same wire color in a similar or the same size, the terminal may not be inserted into the exact cavity specified. This applies only to joint connectors in the GR## range or XT00-XT99 range, where the wires are connected together internally by the joint connector.
  - Inline connector gender specification is based on the terminal type. Inline connectors with "M" suffix have male, tab or pin terminals. Inline connectors with "F" suffix have female, receptacle or socket terminals.



PROJECT NAME: 2013 Model S Wiring: LHD		PHASE: SOP	
SHEET NAME: Table of Contents			
ITEM NO: 1004573-00-E	REVISION: 12	DATE: 5/13/2014	
DO NOT SCALE DRAWING		SHEET 1.1	



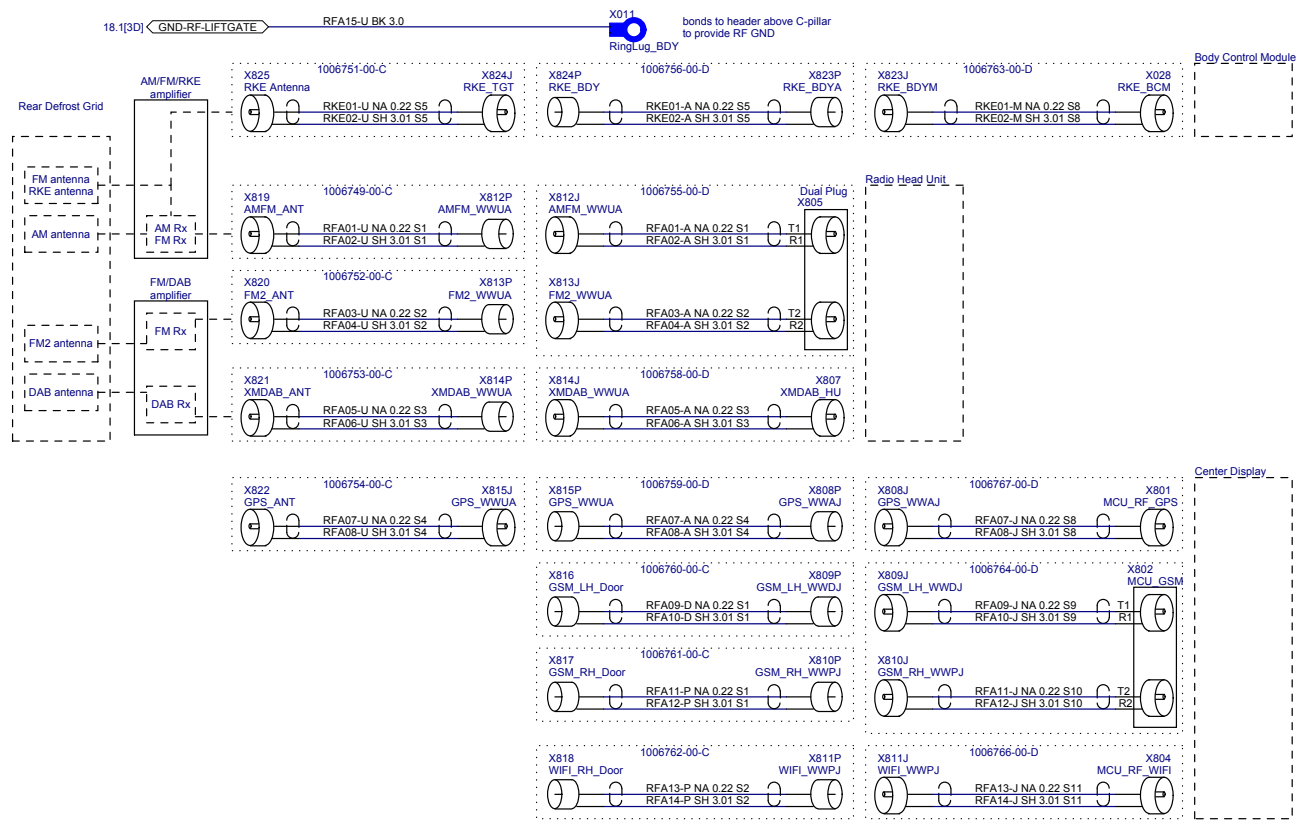
X430, X440 UNSEALED shield terminations  
 X424, X427 UNSEALED shield terminations

A

B

C

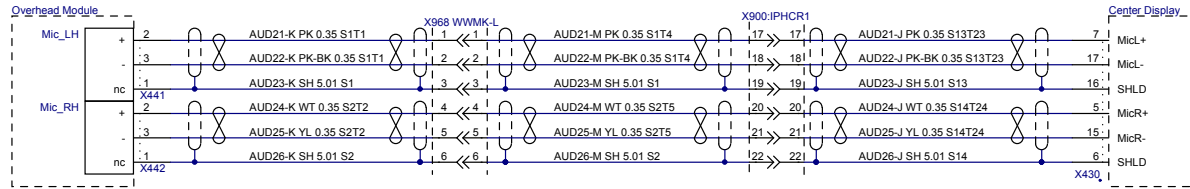
D



PROJECT NAME: <b>2013 Model S Wiring: LHD</b>		PHASE: <b>SOP</b>
SHEET NAME: <b>Antenna Connections</b>		
ITEM NO: <b>1004573-00-E</b>	REVISION: <b>12</b>	DATE: <b>5/13/2014</b>
DO NOT SCALE DRAWING		SHEET 5.1

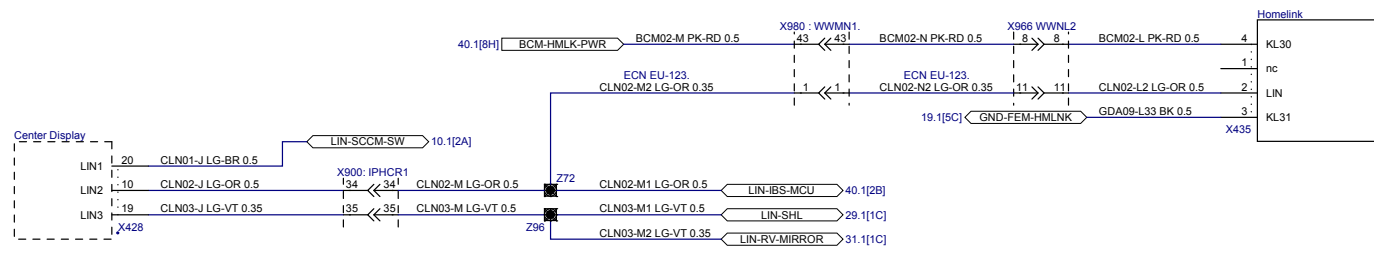
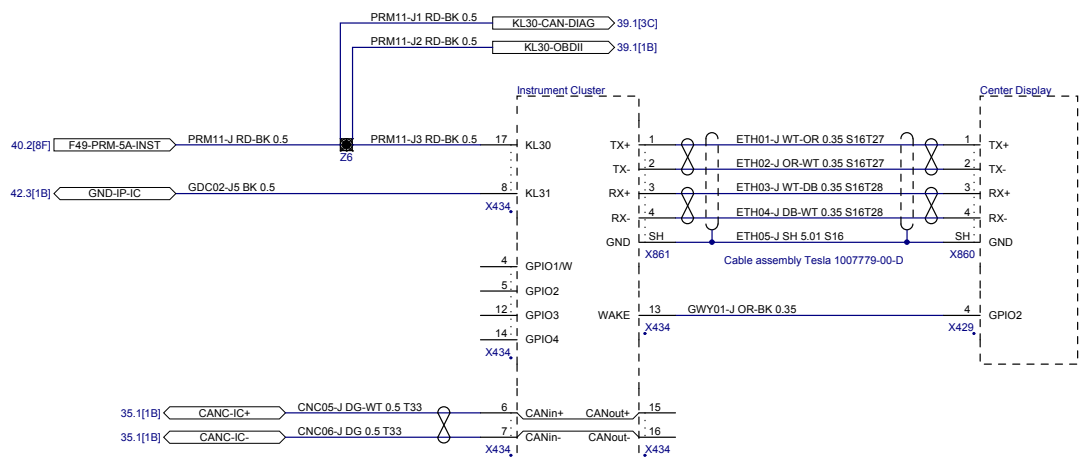
THE INFORMATION CONTAINED HEREIN IS DEEMED TO BE CONFIDENTIAL, PROPRIETARY, AND A TRADE SECRET OF TESLA MOTORS. THIS INFORMATION MAY NOT BE USED, REPRODUCED, OR DISCLOSED AS THE DIRECT OR INDIRECT BASIS FOR THE DEVELOPMENT, MANUFACTURE, OR SALE OF PROCESSES OR PRODUCTS WITHOUT THE EXPRESSED WRITTEN CONSENT OF TESLA MOTORS.

X430, X441, X442, X968 (1-6), X900 (17-21) UNSEALED shield terminations



PROJECT NAME: 2013 Model S Wiring: LHD		PHASE: SOP
SHEET NAME: Center Display - Microphone and USB		
ITEM NO: 1004573-00-E	REVISION: 12	DATE: 5/13/2014
DO NOT SCALE DRAWING		SHEET 6.1

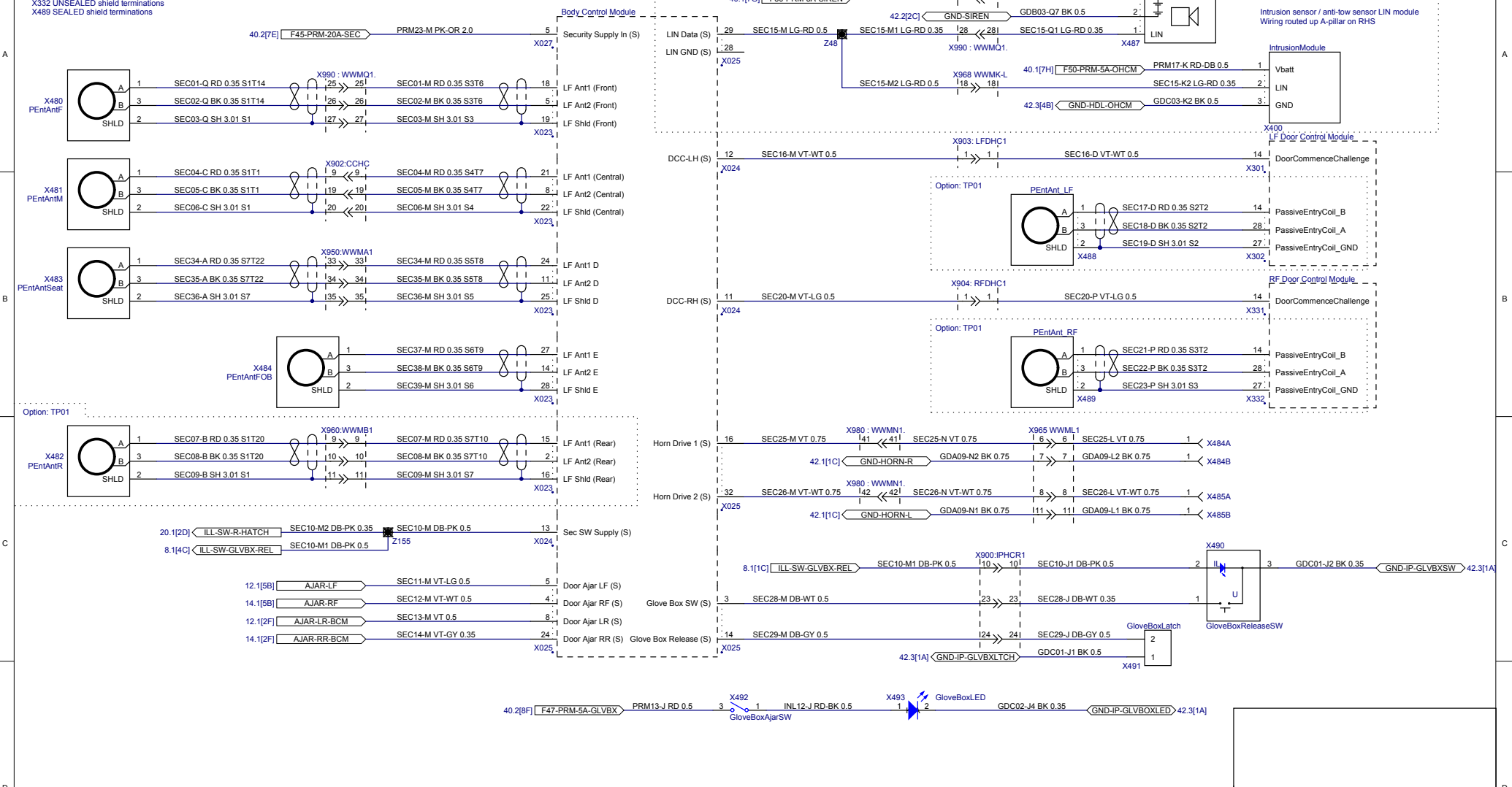
THE INFORMATION CONTAINED HEREIN IS DEEMED TO BE CONFIDENTIAL, PROPRIETARY, AND A TRADE SECRET OF TESLA MOTORS. THIS INFORMATION MAY NOT BE USED, REPRODUCED, OR DISCLOSED AS THE DIRECT OR INDIRECT BASIS FOR THE DEVELOPMENT, MANUFACTURE, OR SALE OF PROCESSES OR PRODUCTS WITHOUT THE EXPRESSED WRITTEN CONSENT OF TESLA MOTORS.



PROJECT NAME: <b>2013 Model S Wiring: LHD</b>		PHASE: <b>SOP</b>
SHEET NAME: <b>Center Disp. - Inst. Cluster and LIN Interface</b>		
ITEM NO: <b>1004573-00-E</b>	REVISION: <b>12</b>	DATE: <b>5/13/2014</b>
<b>DO NOT SCALE DRAWING</b>		<b>SHEET 7.1</b>

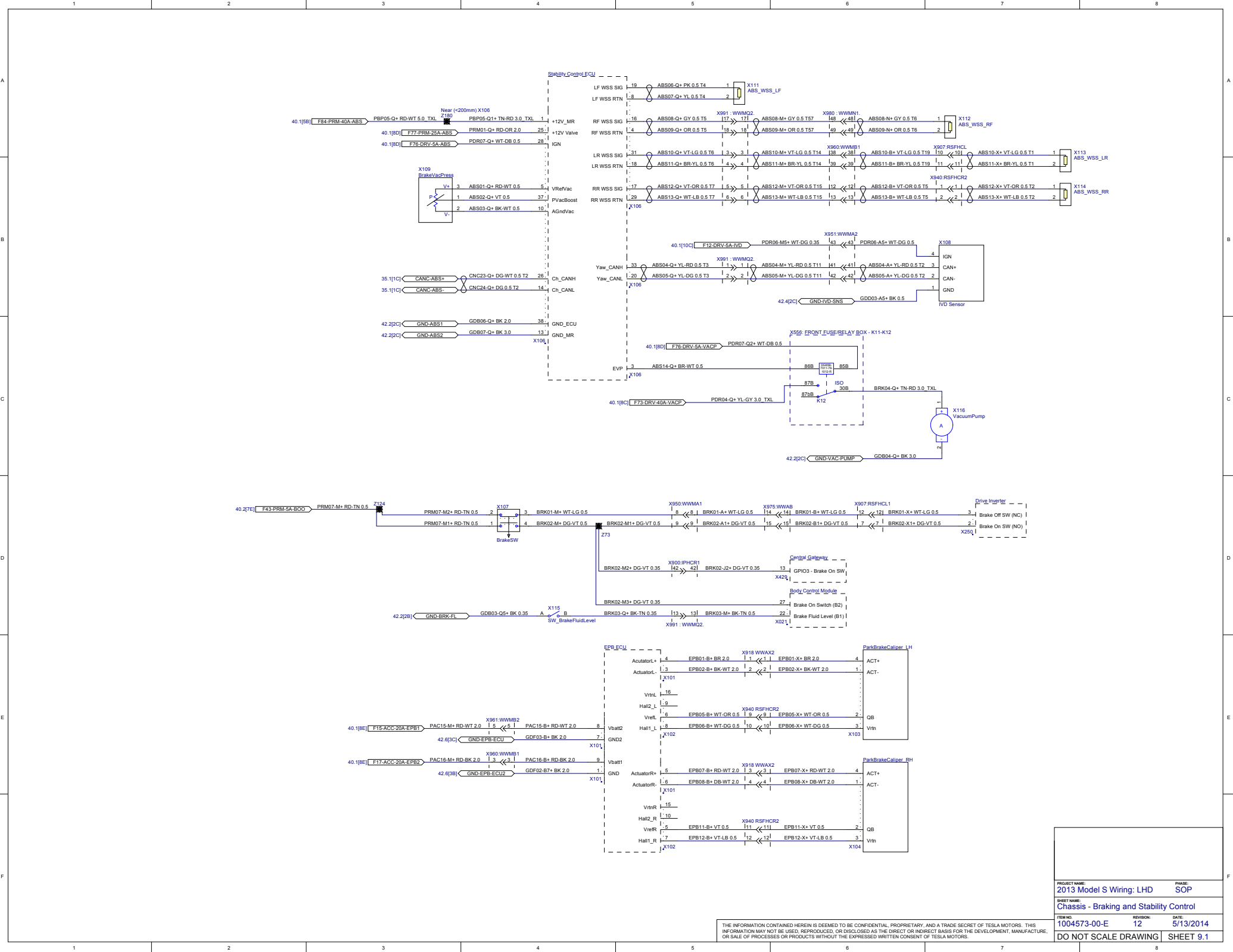
THE INFORMATION CONTAINED HEREIN IS DEEMED TO BE CONFIDENTIAL, PROPRIETARY, AND A TRADE SECRET OF TESLA MOTORS. THIS INFORMATION MAY NOT BE USED, REPRODUCED, OR DISCLOSED AS THE DIRECT OR INDIRECT BASIS FOR THE DEVELOPMENT, MANUFACTURE, OR SALE OF PROCESSES OR PRODUCTS WITHOUT THE EXPRESSED WRITTEN CONSENT OF TESLA MOTORS.

X023, X481, X482, X483, X902, X961 (9-11, 33-35) UNSEALED shield terminations  
 X480, X484 SEALED shield terminations  
 X302 UNSEALED shield terminations  
 X488 SEALED shield terminations  
 X332 UNSEALED shield terminations  
 X489 SEALED shield terminations



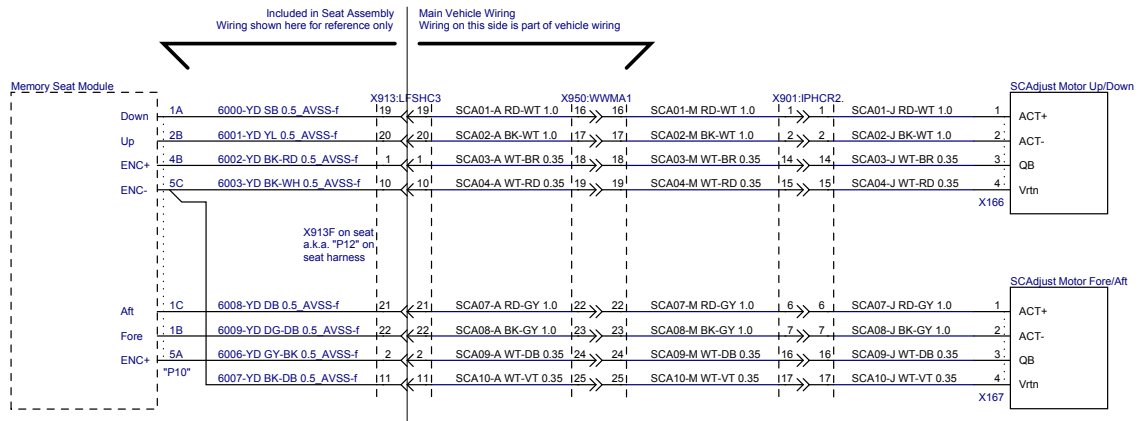
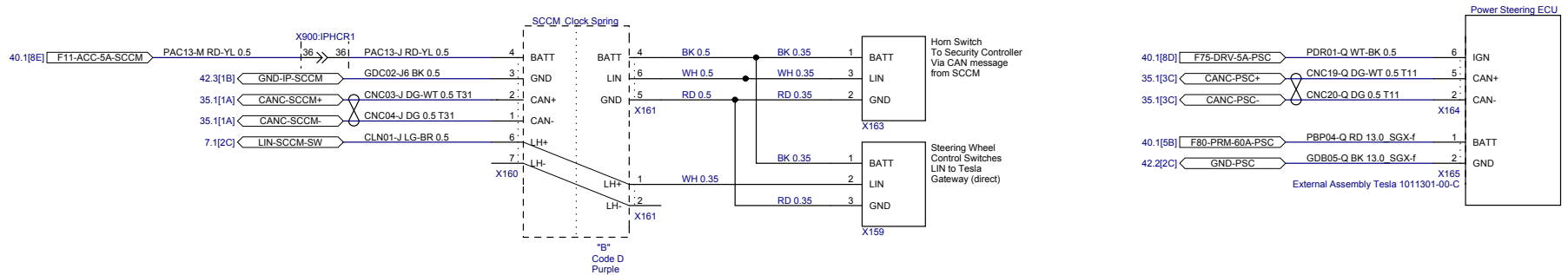
PROJECT NAME: <b>2013 Model S Wiring: LHD</b>	PHASE: <b>SOP</b>
SHEET NAME: <b>Security, Horns, Passive Entry</b>	
ITEM NO. <b>1004573-00-E</b>	DATE: <b>5/13/2014</b>
REVISION: <b>12</b>	
<b>DO NOT SCALE DRAWING</b>	<b>SHEET 8.1</b>

THE INFORMATION CONTAINED HEREIN IS DEEMED TO BE CONFIDENTIAL, PROPRIETARY, AND A TRADE SECRET OF TESLA MOTORS. THIS INFORMATION MAY NOT BE USED, REPRODUCED, OR DISCLOSED AS THE DIRECT OR INDIRECT BASIS FOR THE DEVELOPMENT, MANUFACTURE, OR SALE OF PROCESSES OR PRODUCTS WITHOUT THE EXPRESSED WRITTEN CONSENT OF TESLA MOTORS.



PROJECT NAME:	2013 Model S Wiring: LHD	PHASE:	SOP
SHEET NAME:	Chassis - Braking and Stability Control		
ITEM NO:	1004573-00-E	REVISION:	12
		DATE:	5/13/2014
DO NOT SCALE DRAWING			SHEET 9.1

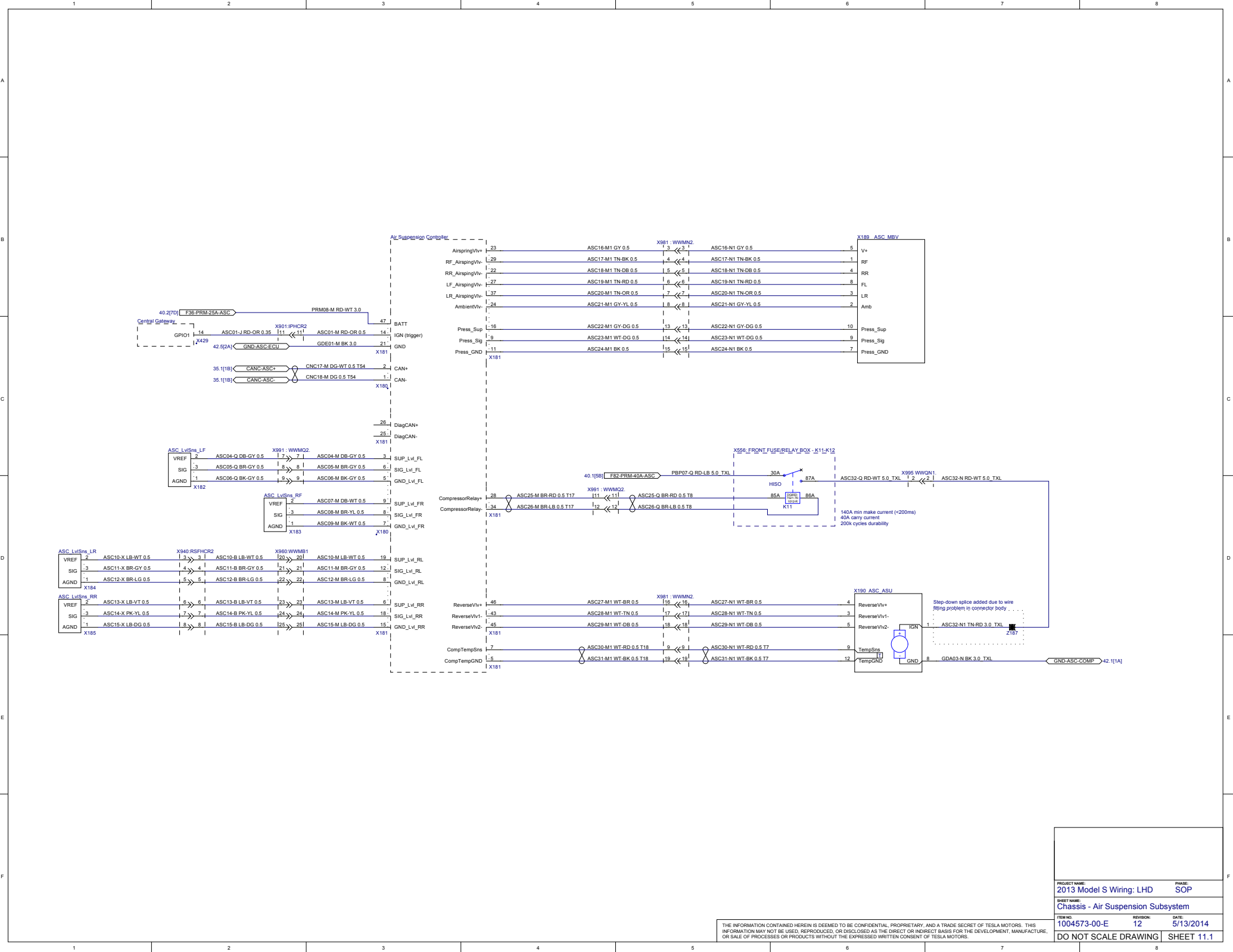
THE INFORMATION CONTAINED HEREIN IS DEEMED TO BE CONFIDENTIAL, PROPRIETARY, AND A TRADE SECRET OF TESLA MOTORS. THIS INFORMATION MAY NOT BE USED, REPRODUCED, OR DISCLOSED AS THE DIRECT OR INDIRECT BASIS FOR THE DEVELOPMENT, MANUFACTURE, OR SALE OF PROCESSES OR PRODUCTS WITHOUT THE EXPRESSED WRITTEN CONSENT OF TESLA MOTORS.



PROJECT NAME: 2013 Model S Wiring: LHD	PHASE: SOP
SHEET NAME: Steering Wheel Controls / Power Steering	
ITEM NO: 1004573-00-E	REVISION: 12
	DATE: 5/13/2014
DO NOT SCALE DRAWING	SHEET 10.1

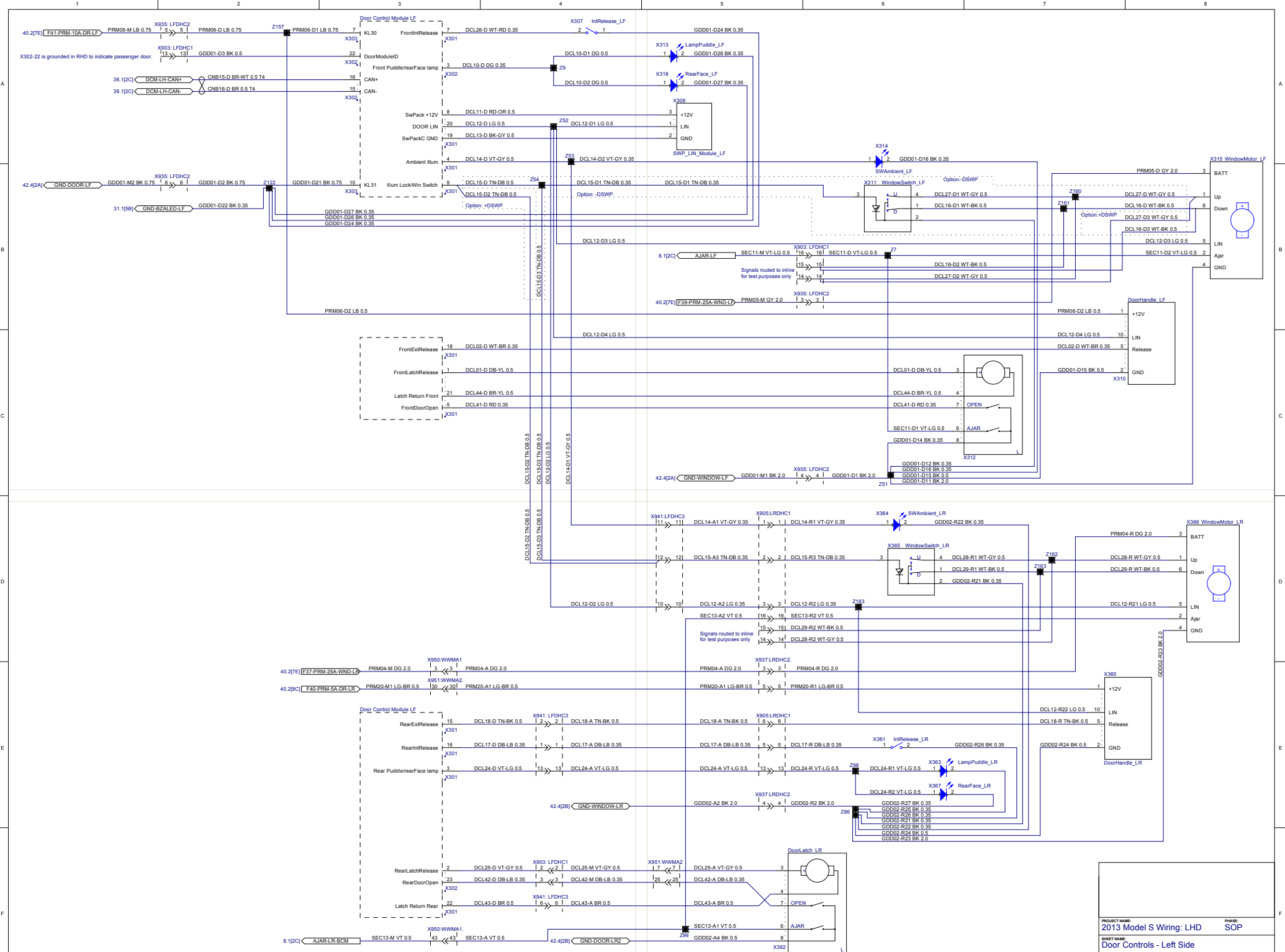
THE INFORMATION CONTAINED HEREIN IS DEEMED TO BE CONFIDENTIAL, PROPRIETARY, AND A TRADE SECRET OF TESLA MOTORS. THIS INFORMATION MAY NOT BE USED, REPRODUCED, OR DISCLOSED AS THE DIRECT OR INDIRECT BASIS FOR THE DEVELOPMENT, MANUFACTURE, OR SALE OF PROCESSES OR PRODUCTS WITHOUT THE EXPRESSED WRITTEN CONSENT OF TESLA MOTORS.





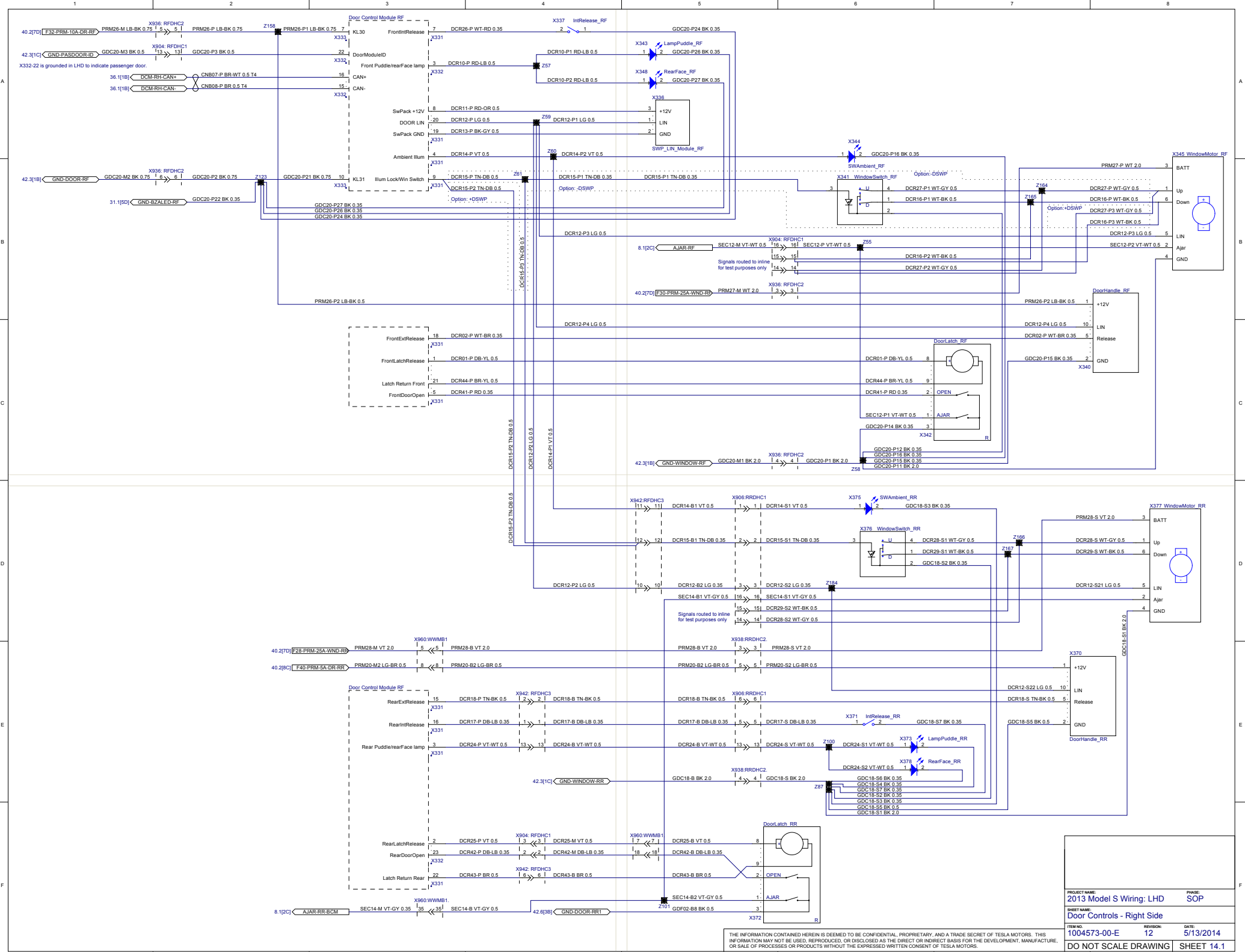
PROJECT NAME: 2013 Model S Wiring: LHD	PHASE: SOP
SHEET NAME: Chassis - Air Suspension Subsystem	
ITEM NO: 1004573-00-E	REVISION: 12
	DATE: 5/13/2014
<b>DO NOT SCALE DRAWING</b>	
<b>SHEET 11.1</b>	

THE INFORMATION CONTAINED HEREIN IS DEEMED TO BE CONFIDENTIAL, PROPRIETARY, AND A TRADE SECRET OF TESLA MOTORS. THIS INFORMATION MAY NOT BE USED, REPRODUCED, OR DISCLOSED AS THE DIRECT OR INDIRECT BASIS FOR THE DEVELOPMENT, MANUFACTURE, OR SALE OF PROCESSES OR PRODUCTS WITHOUT THE EXPRESSED WRITTEN CONSENT OF TESLA MOTORS.



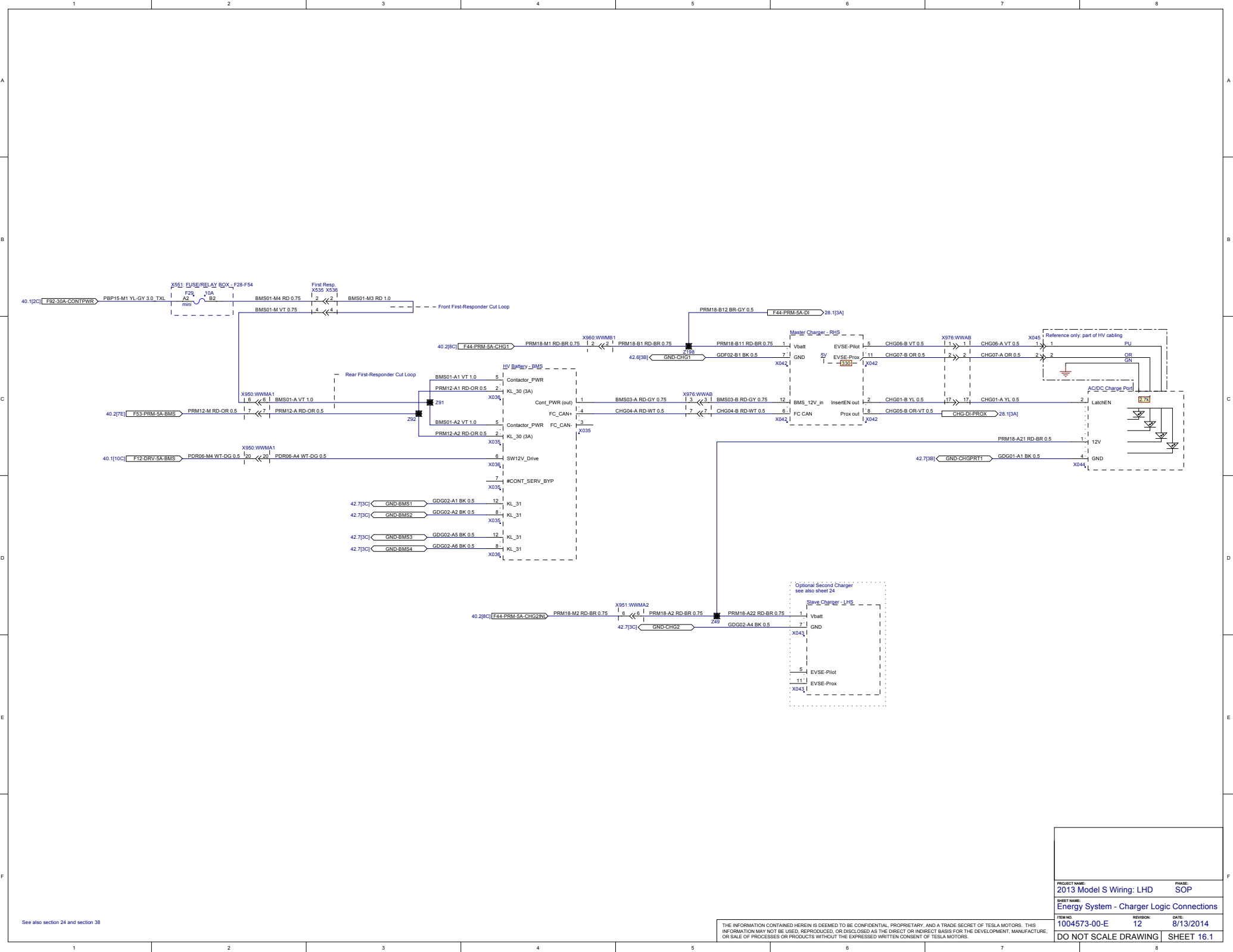
PROJECT NAME: <b>2013 Model S Wiring: LHD</b>	PHASE: <b>SOP</b>
SHEET NAME: <b>Door Controls - Left Side</b>	
ITEM NO: <b>1004573-00-E</b>	REVISION: <b>12</b>
	DATE: <b>5/13/2014</b>
<b>DO NOT SCALE DRAWING SHEET 12.1</b>	

THE INFORMATION CONTAINED HEREIN IS DEEMED TO BE CONFIDENTIAL, PROPRIETARY, AND A TRADE SECRET OF TESLA MOTORS. THIS INFORMATION MAY NOT BE USED, REPRODUCED, OR DISCLOSED AS THE DIRECT OR INDIRECT BASIS FOR THE DEVELOPMENT, MANUFACTURE, OR SALE OF PROCESSES OR PRODUCTS WITHOUT THE EXPRESSED WRITTEN CONSENT OF TESLA MOTORS.



PROJECT NAME:	2013 Model S Wiring: LHD	PHASE:	SOP
SHEET NAME:	Door Controls - Right Side		
ITEM NO:	1004573-00-E	REVISION:	12
		DATE:	5/13/2014
DO NOT SCALE DRAWING		SHEET 14.1	

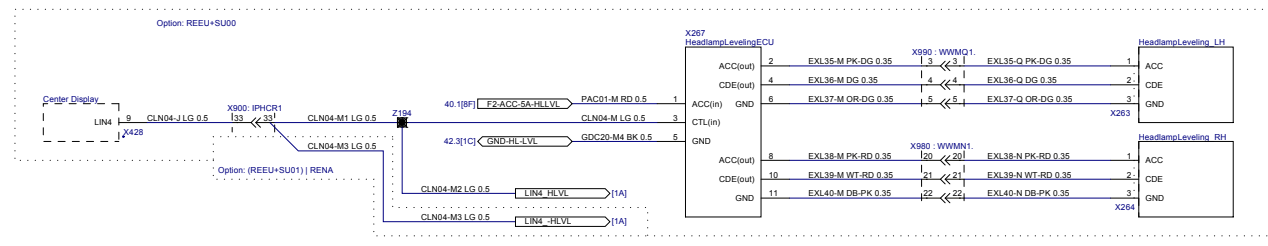
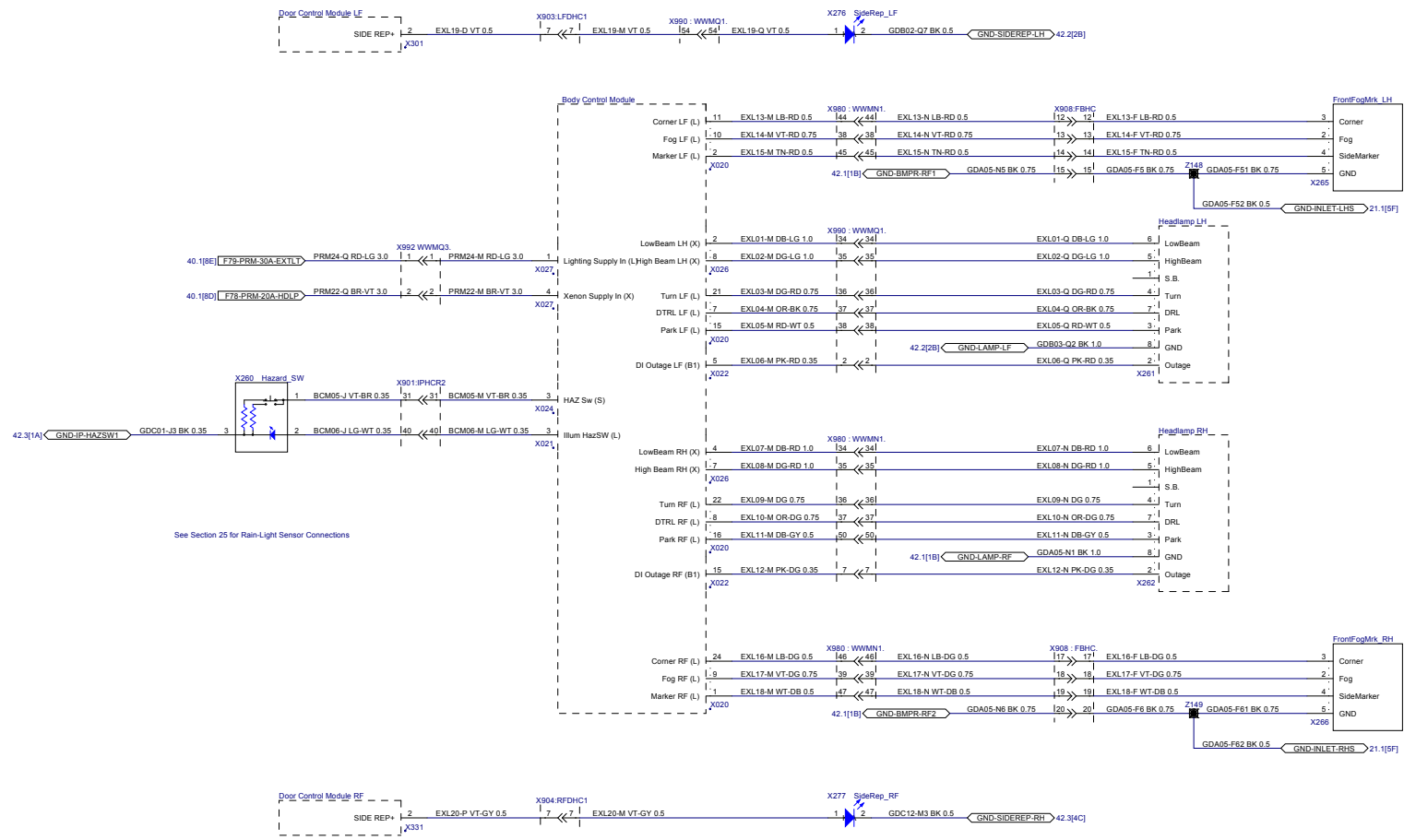
THE INFORMATION CONTAINED HEREIN IS DEEMED TO BE CONFIDENTIAL, PROPRIETARY, AND A TRADE SECRET OF TESLA MOTORS. THIS INFORMATION MAY NOT BE USED, REPRODUCED, OR DISCLOSED AS THE DIRECT OR INDIRECT BASIS FOR THE DEVELOPMENT, MANUFACTURE, OR SALE OF PROCESSES OR PRODUCTS WITHOUT THE EXPRESSED WRITTEN CONSENT OF TESLA MOTORS.



See also section 24 and section 38

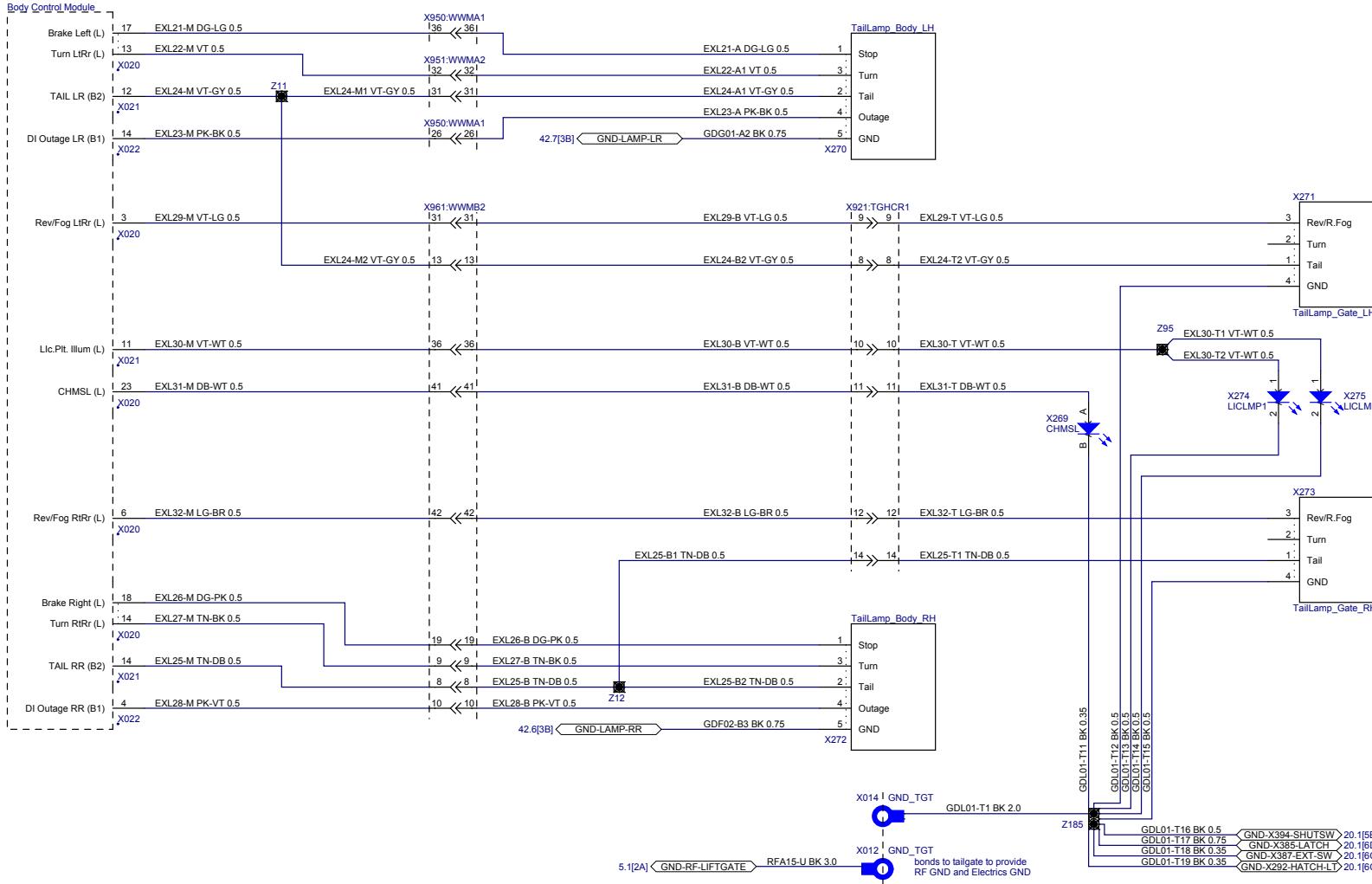
THE INFORMATION CONTAINED HEREIN IS DEEMED TO BE CONFIDENTIAL, PROPRIETARY, AND A TRADE SECRET OF TESLA MOTORS. THIS INFORMATION MAY NOT BE USED, REPRODUCED, OR DISCLOSED AS THE DIRECT OR INDIRECT BASIS FOR THE DEVELOPMENT, MANUFACTURE, OR SALE OF PROCESSES OR PRODUCTS WITHOUT THE EXPRESSED WRITTEN CONSENT OF TESLA MOTORS.

PROJECT NAME: 2013 Model S Wiring: LHD		PHASE: SOP	
SHEET NAME: Energy System - Charger Logic Connections			
ITEM NO: 1004573-00-E	REVISION: 12	DATE: 8/13/2014	
DO NOT SCALE DRAWING		SHEET 16.1	



PROJECT NAME: <b>2013 Model S Wiring: LHD</b>	PHASE: <b>SOP</b>
SHEET NAME: <b>Exterior Illumination - Front</b>	
ITEM NO: <b>1004573-00-E</b>	REVISION: <b>12</b>
	DATE: <b>5/13/2014</b>
<b>DO NOT SCALE DRAWING SHEET 17.1</b>	

THE INFORMATION CONTAINED HEREIN IS DEEMED TO BE CONFIDENTIAL, PROPRIETARY, AND A TRADE SECRET OF TESLA MOTORS. THIS INFORMATION MAY NOT BE USED, REPRODUCED, OR DISCLOSED AS THE DIRECT OR INDIRECT BASIS FOR THE DEVELOPMENT, MANUFACTURE, OR SALE OF PROCESSES OR PRODUCTS WITHOUT THE EXPRESSED WRITTEN CONSENT OF TESLA MOTORS.



Tailgate Lamp configurations:

- US (federal):  
Rev/R.Fog element is a reverse lamp on both left and right.
- EU, LHD  
Rev/R.Fog element is a reverse lamp on right, and fog lamp on left.
- EU, RHD  
Rev/R.Fog element is a reverse lamp on left, and fog lamp on right.

Lamp configurations are controlled by lamp assembly.  
Body controls software manages the specific electrical behavior on a market basis.

THE INFORMATION CONTAINED HEREIN IS DEEMED TO BE CONFIDENTIAL, PROPRIETARY, AND A TRADE SECRET OF TESLA MOTORS. THIS INFORMATION MAY NOT BE USED, REPRODUCED, OR DISCLOSED AS THE DIRECT OR INDIRECT BASIS FOR THE DEVELOPMENT, MANUFACTURE, OR SALE OF PROCESSES OR PRODUCTS WITHOUT THE EXPRESSED WRITTEN CONSENT OF TESLA MOTORS.

PROJECT NAME: <b>2013 Model S Wiring: LHD</b>	PHASE: <b>SOP</b>
SHEET NAME: <b>Exterior Illumination - Rear</b>	
ITEM NO: <b>1004573-00-E</b>	DATE: <b>5/13/2014</b>
REVISION: <b>12</b>	
<b>DO NOT SCALE DRAWING</b>	<b>SHEET 18.1</b>

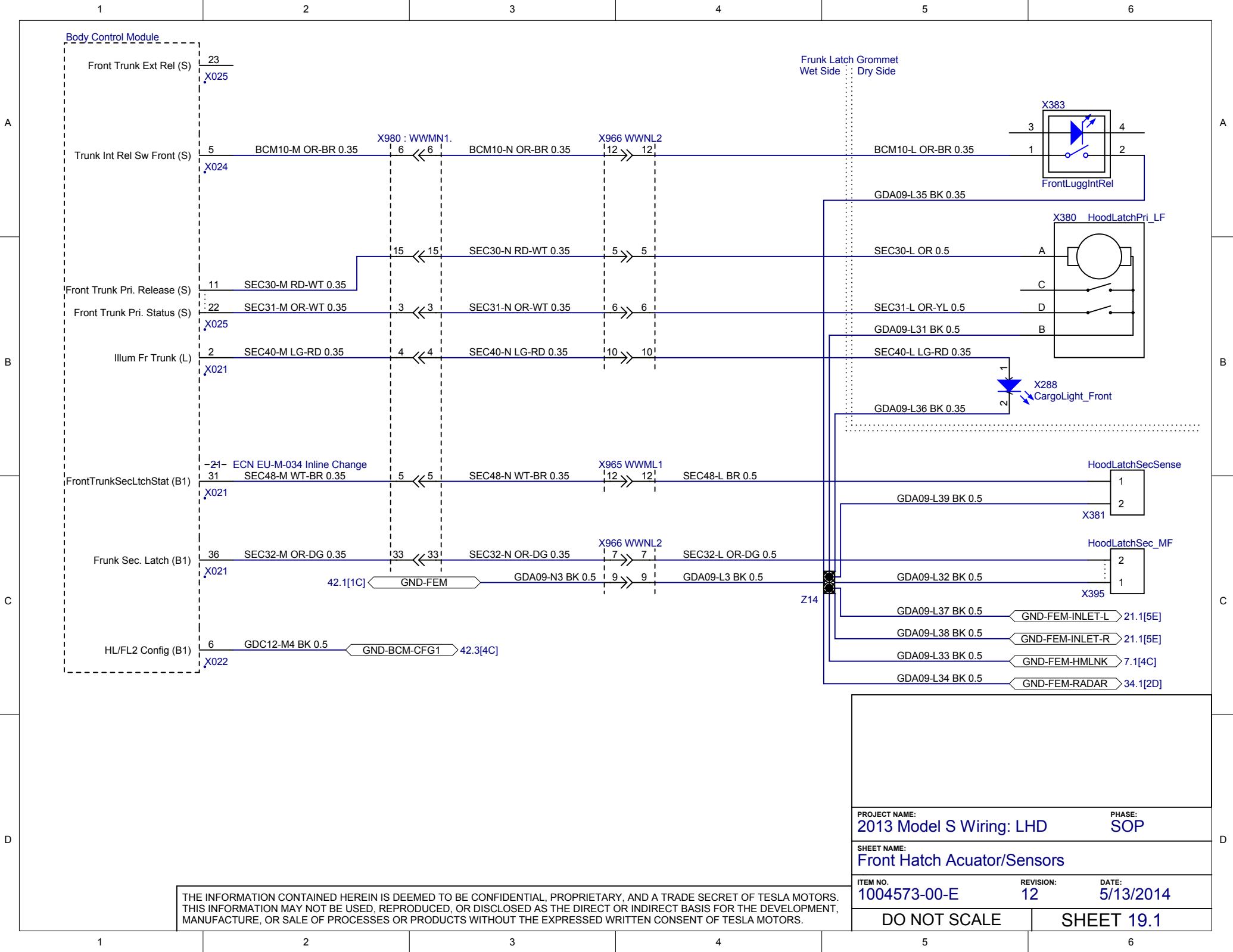
X014, X012 stack on grounding point at center of liftgate inner panel

X012 GND\_TGT bonds to tailgate to provide RF GND and Electrics GND

X014 GND\_TGT

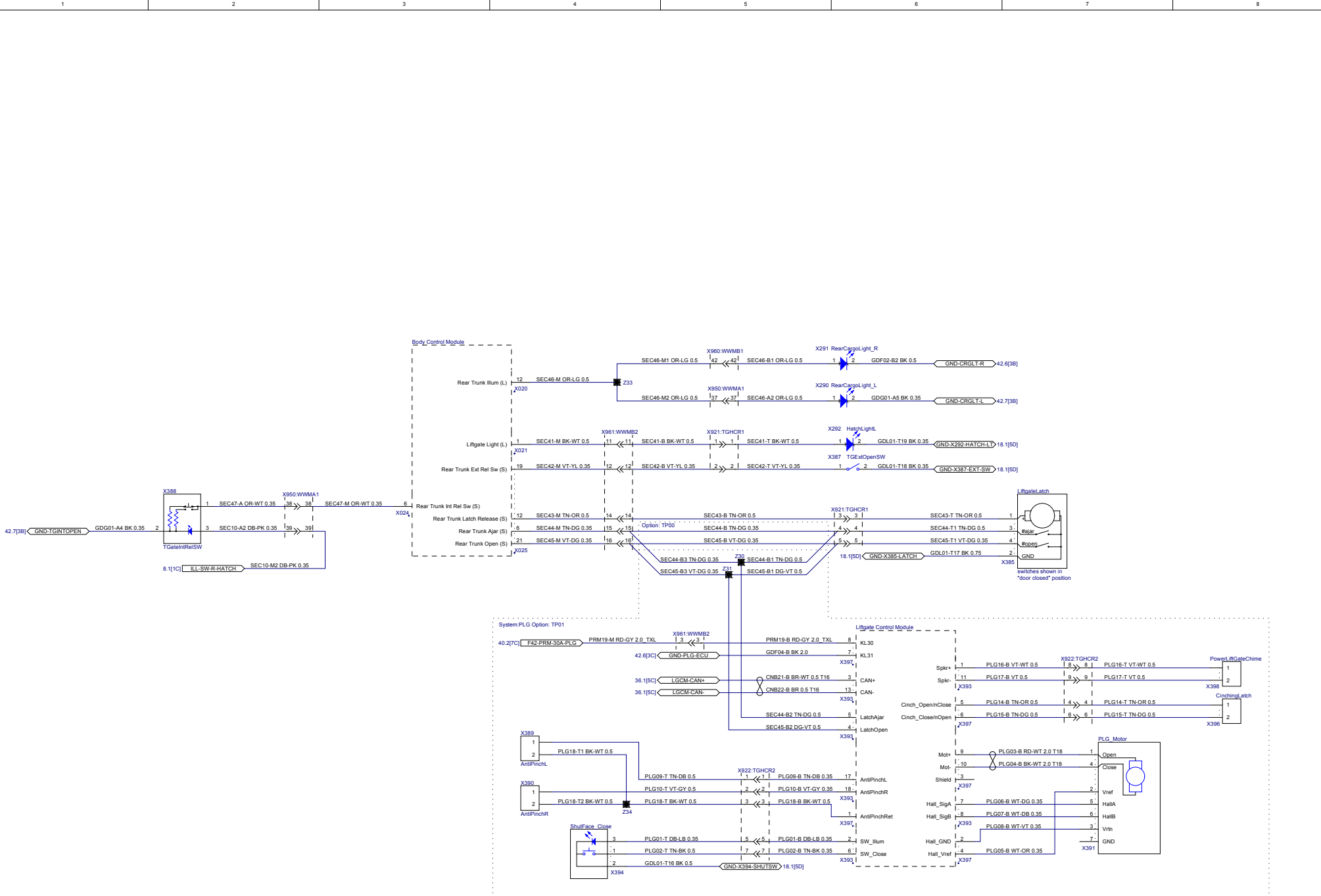
GDL01-T1 BK 2.0

- GDL01-T11 BK 0.35
- GDL01-T12 BK 0.5
- GDL01-T13 BK 0.5
- GDL01-T14 BK 0.5
- GDL01-T15 BK 0.5
- GDL01-T16 BK 0.5
- GDL01-T17 BK 0.75
- GDL01-T18 BK 0.35
- GDL01-T19 BK 0.35
- GND-X394-SHUTSW 20.1[E]
- GND-X385-LATCH 20.1[B]
- GND-X387-EXT-SW 20.1[C]
- GND-X292-HATCH-LT 20.1[C]



PROJECT NAME: <b>2013 Model S Wiring: LHD</b>		PHASE: <b>SOP</b>
SHEET NAME: <b>Front Hatch Acuator/Sensors</b>		
ITEM NO. <b>1004573-00-E</b>	REVISION: <b>12</b>	DATE: <b>5/13/2014</b>
<b>DO NOT SCALE</b>		<b>SHEET 19.1</b>

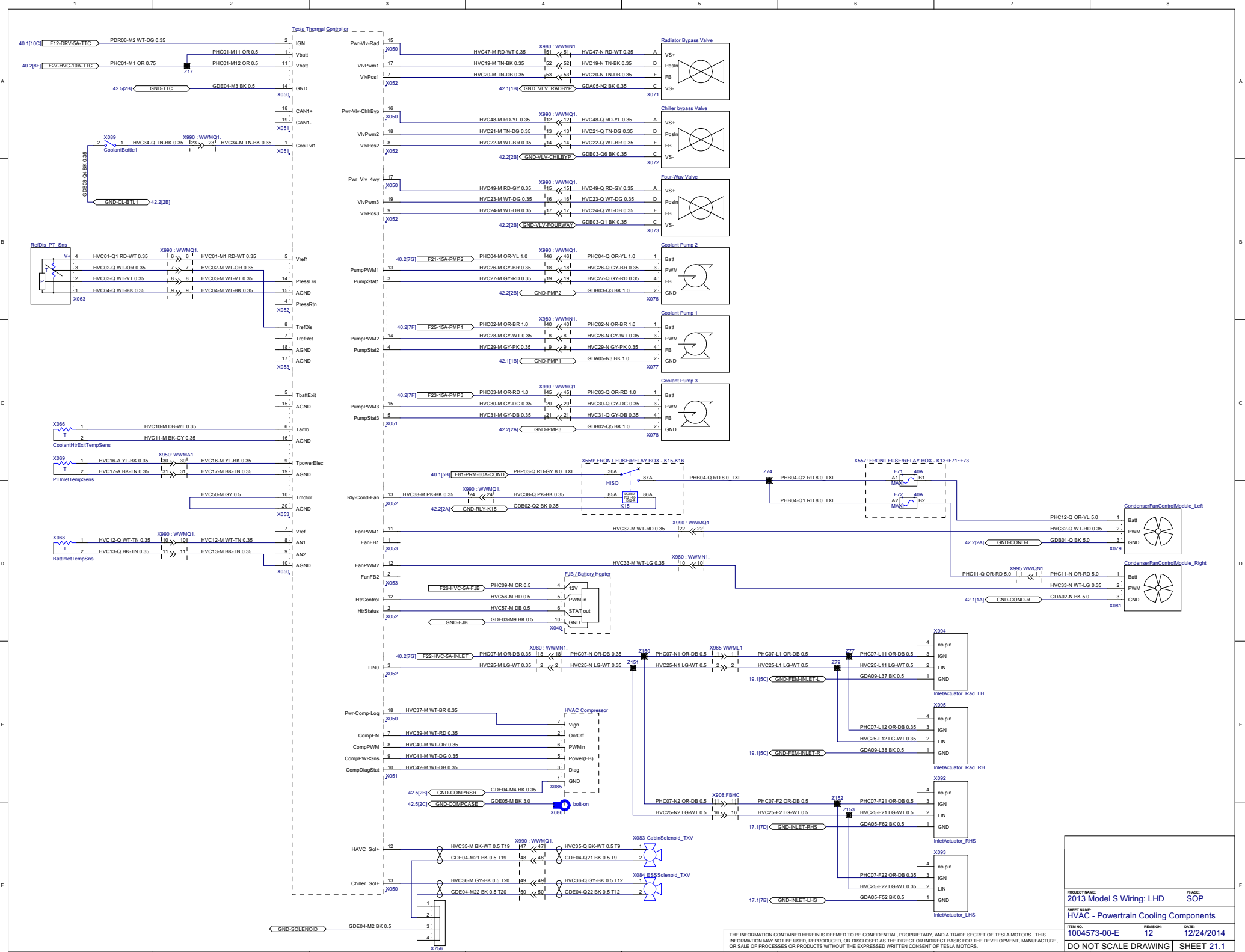
THE INFORMATION CONTAINED HEREIN IS DEEMED TO BE CONFIDENTIAL, PROPRIETARY, AND A TRADE SECRET OF TESLA MOTORS. THIS INFORMATION MAY NOT BE USED, REPRODUCED, OR DISCLOSED AS THE DIRECT OR INDIRECT BASIS FOR THE DEVELOPMENT, MANUFACTURE, OR SALE OF PROCESSES OR PRODUCTS WITHOUT THE EXPRESSED WRITTEN CONSENT OF TESLA MOTORS.



PROJECT NAME: 2013 Model S Wiring: LHD	PHASE: SOP
SHEET NAME: Rear Hatch Acuator/Sensors + Liftgate Opt.	
ITEM NO: 1004573-00-E	REVISION: 12
DATE: 5/13/2014	
DO NOT SCALE DRAWING SHEET 20.1	

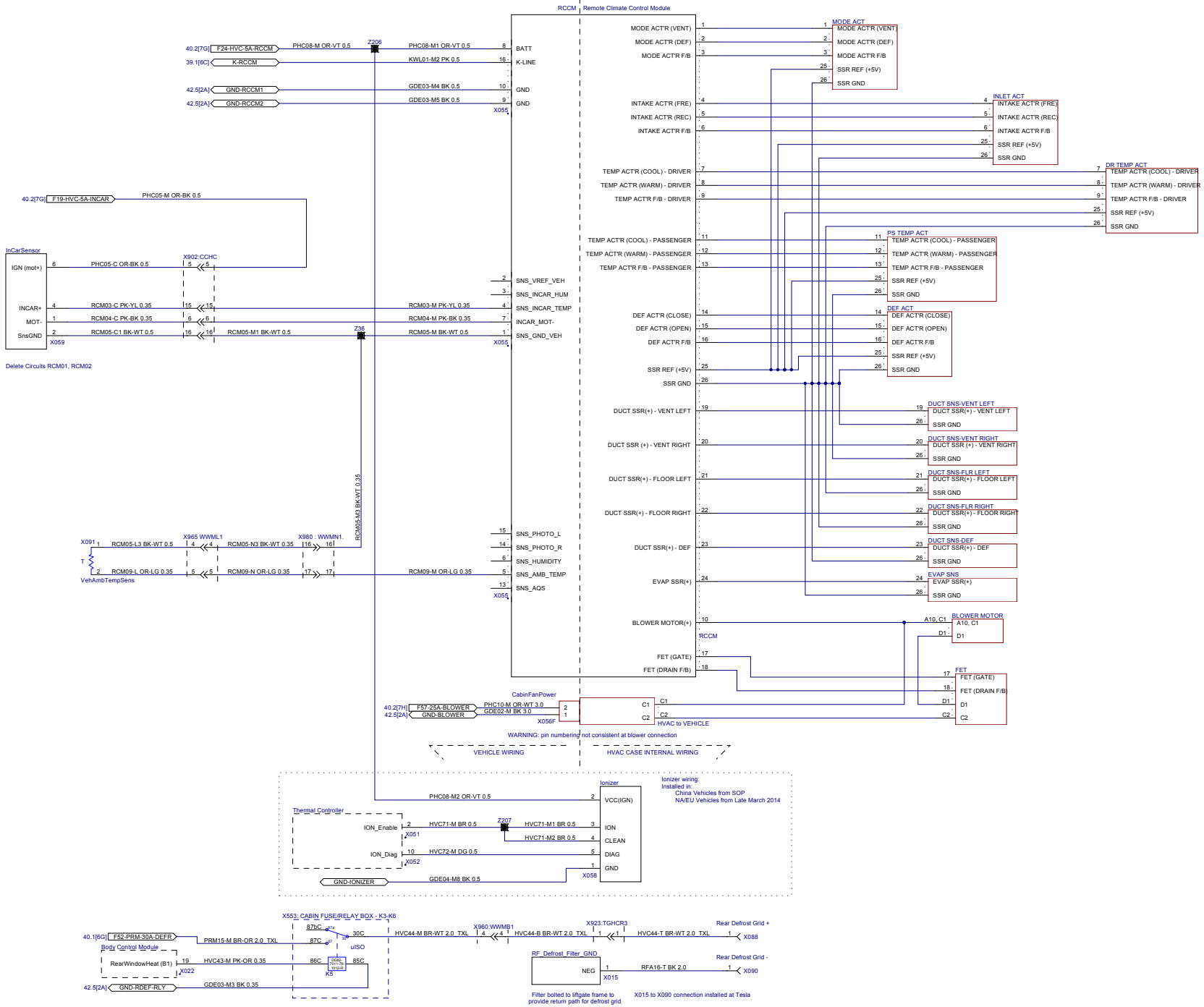
THE INFORMATION CONTAINED HEREIN IS DEEMED TO BE CONFIDENTIAL, PROPRIETARY, AND A TRADE SECRET OF TESLA MOTORS. THIS INFORMATION MAY NOT BE USED, REPRODUCED, OR DISCLOSED AS THE DIRECT OR INDIRECT BASIS FOR THE DEVELOPMENT, MANUFACTURE, OR SALE OF PROCESSES OR PRODUCTS WITHOUT THE EXPRESSED WRITTEN CONSENT OF TESLA MOTORS.





PROJECT NAME:	2013 Model S Wiring: LHD	PHASE:	SOP
SHEET NAME:	HVAC - Powertrain Cooling Components		
ITEM NO:	1004573-00-E	REVISION:	12
		DATE:	12/24/2014
DO NOT SCALE DRAWING		SHEET 21.1	

THE INFORMATION CONTAINED HEREIN IS DEEMED TO BE CONFIDENTIAL, PROPRIETARY, AND A TRADE SECRET OF TESLA MOTORS. THIS INFORMATION MAY NOT BE USED, REPRODUCED, OR DISCLOSED AS THE DIRECT OR INDIRECT BASIS FOR THE DEVELOPMENT, MANUFACTURE, OR SALE OF PROCESSES OR PRODUCTS WITHOUT THE EXPRESSED WRITTEN CONSENT OF TESLA MOTORS.



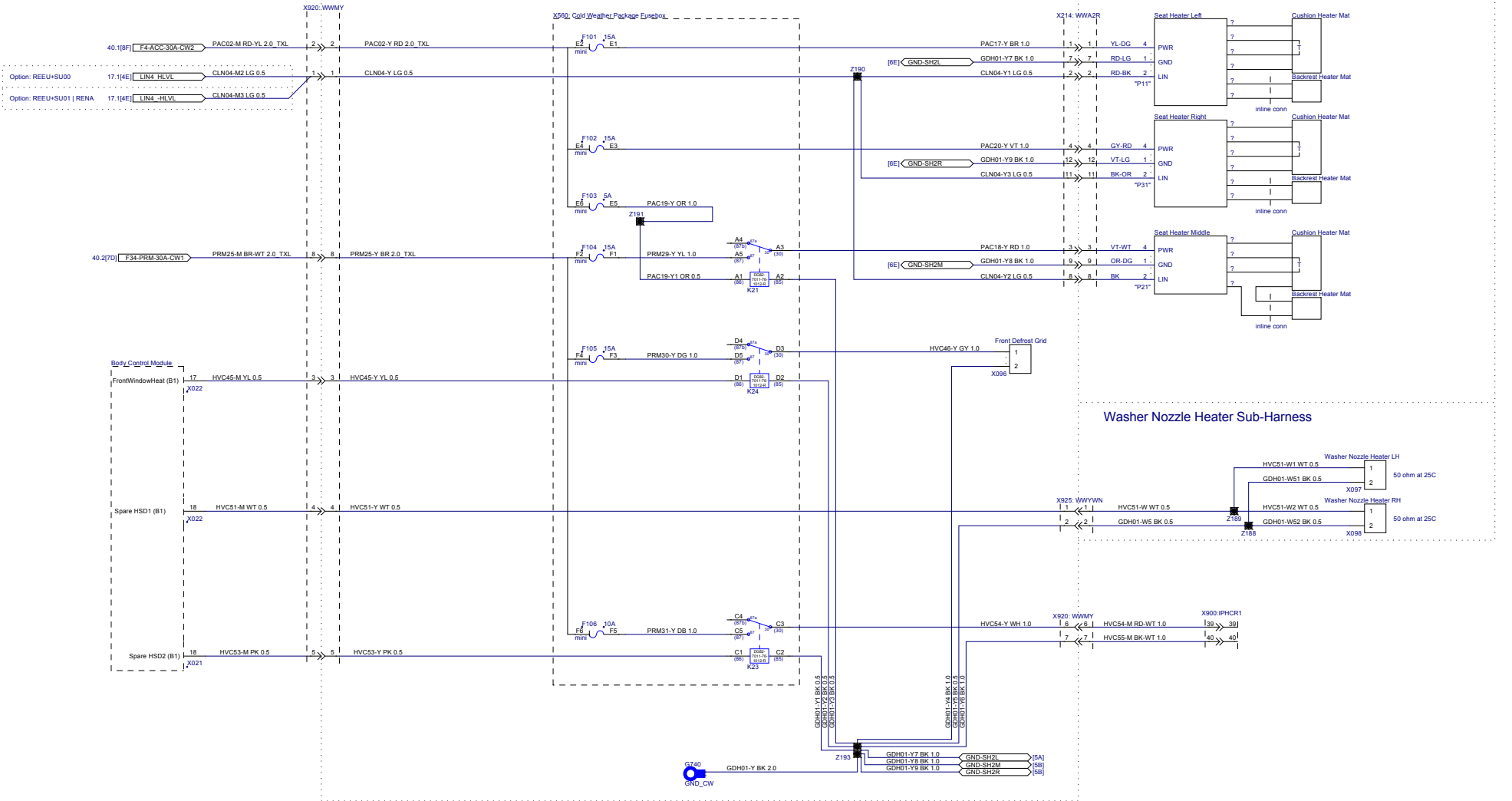
PROJECT NAME:	2013 Model S Wiring: LHD	PHASE:	SOP
SHEET NAME:	HVAC - Cabin Climate Controls, Rear Defrost		
ITEM NO:	1004573-00-E	REVISION:	12
		DATE:	5/13/2014
DO NOT SCALE DRAWING		SHEET 22.3	

THE INFORMATION CONTAINED HEREIN IS DEEMED TO BE CONFIDENTIAL, PROPRIETARY, AND A TRADE SECRET OF TESLA MOTORS. THIS INFORMATION MAY NOT BE USED, REPRODUCED, OR DISCLOSED AS THE DIRECT OR INDIRECT BASIS FOR THE DEVELOPMENT, MANUFACTURE, OR SALE OF PROCESSES OR PRODUCTS WITHOUT THE EXPRESSED WRITTEN CONSENT OF TESLA MOTORS.

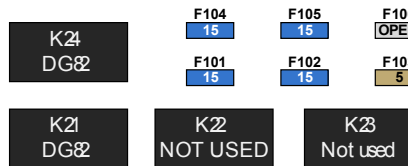
### Cold-Weather Overlay Harness

### Second Row Seat Sub-Harness

(responsibility of seat supplier, wiring shown for reference only)

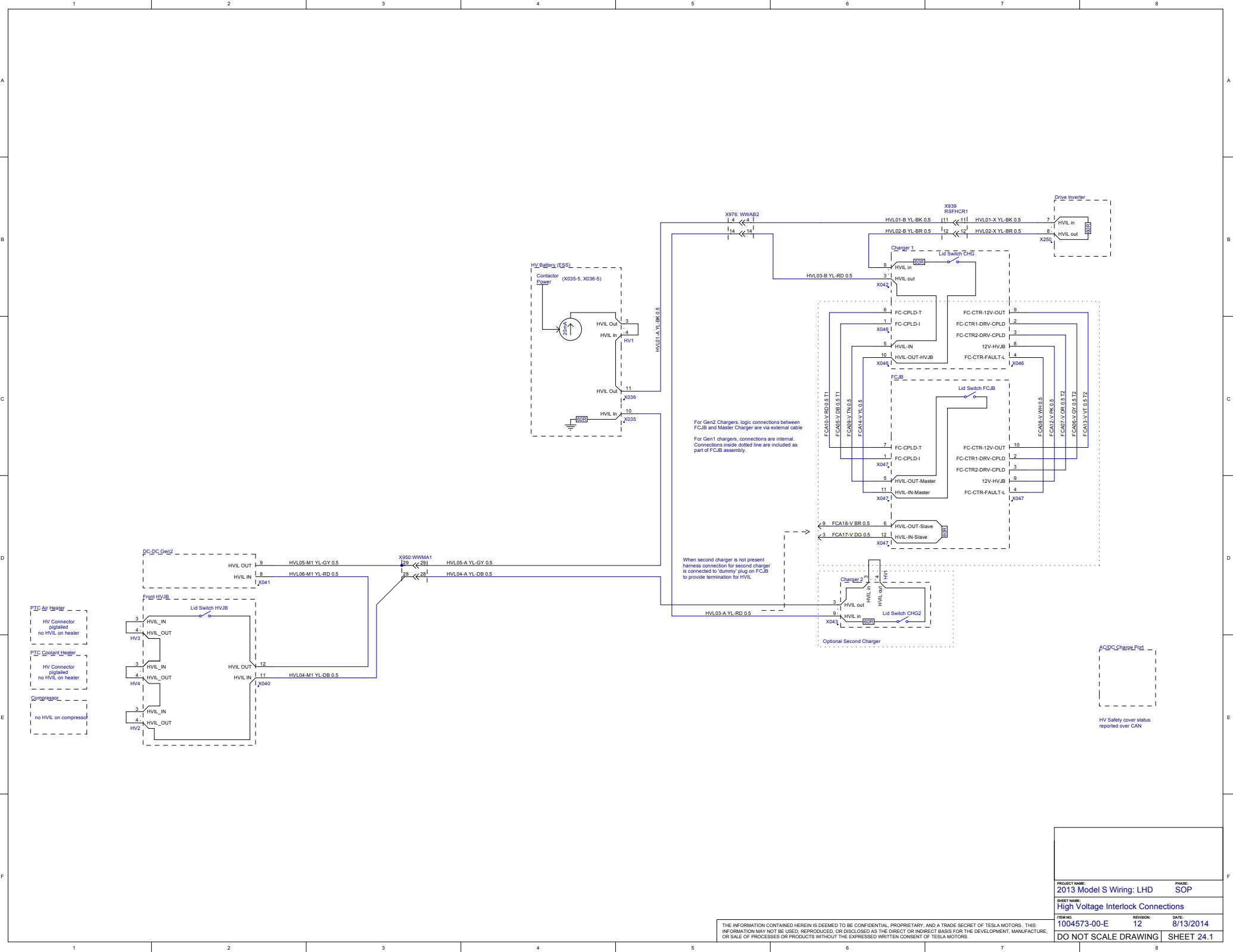


Fusebox located on driver's side of lower center stack.



PROJECT NAME: 2013 Model S Wiring: LHD	PHASE: SOP
SHEET NAME: Cold Weather Package Content	
ITEM NO: 1004573-00-E	REVISION: 12
	DATE: 5/13/2014
DO NOT SCALE DRAWING	
SHEET 23.1	

THE INFORMATION CONTAINED HEREIN IS DEEMED TO BE CONFIDENTIAL, PROPRIETARY, AND A TRADE SECRET OF TESLA MOTORS. THIS INFORMATION MAY NOT BE USED, REPRODUCED, OR DISCLOSED AS THE DIRECT OR INDIRECT BASIS FOR THE DEVELOPMENT, MANUFACTURE, OR SALE OF PROCESSES OR PRODUCTS WITHOUT THE EXPRESSED WRITTEN CONSENT OF TESLA MOTORS.



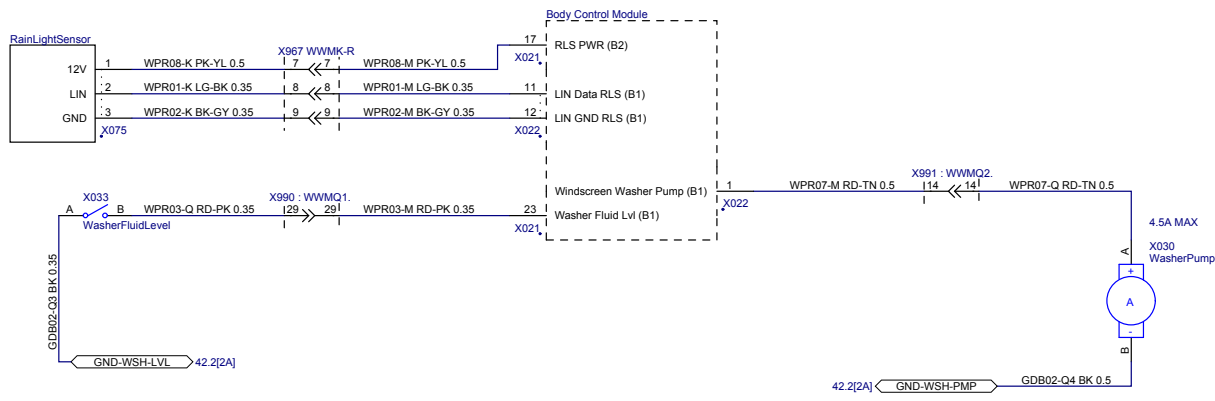
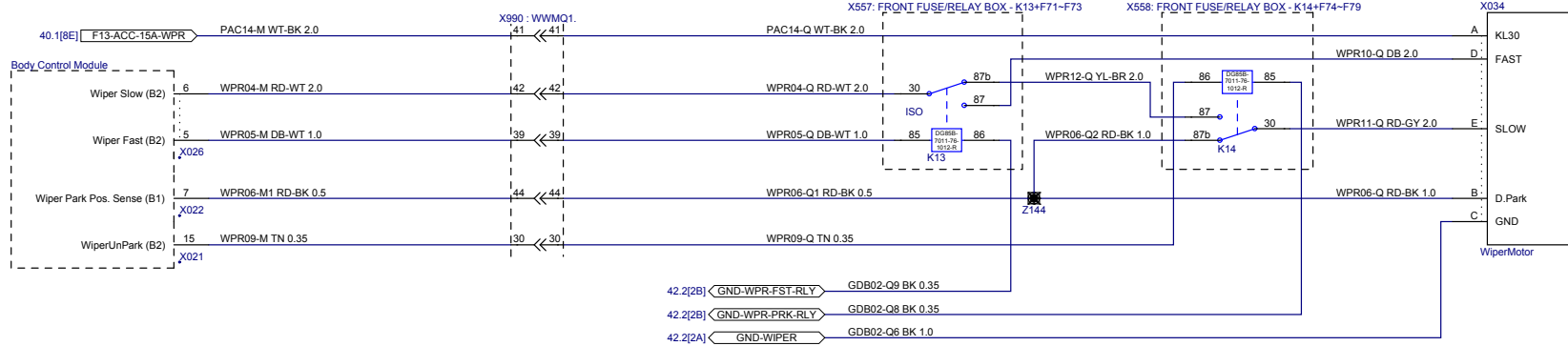
For Gen2 Chargers, logic connections between FCJB and Master Charger are via external cable  
 For Gen1 chargers, connections are internal. Connections inside dotted line are included as part of FCJB assembly.

When second charger is not present  
 harness connection for second charger  
 is connected to 'summy' plug on FCJB  
 to provide termination for HVIL

HV Safety cover status  
 reported over CAN

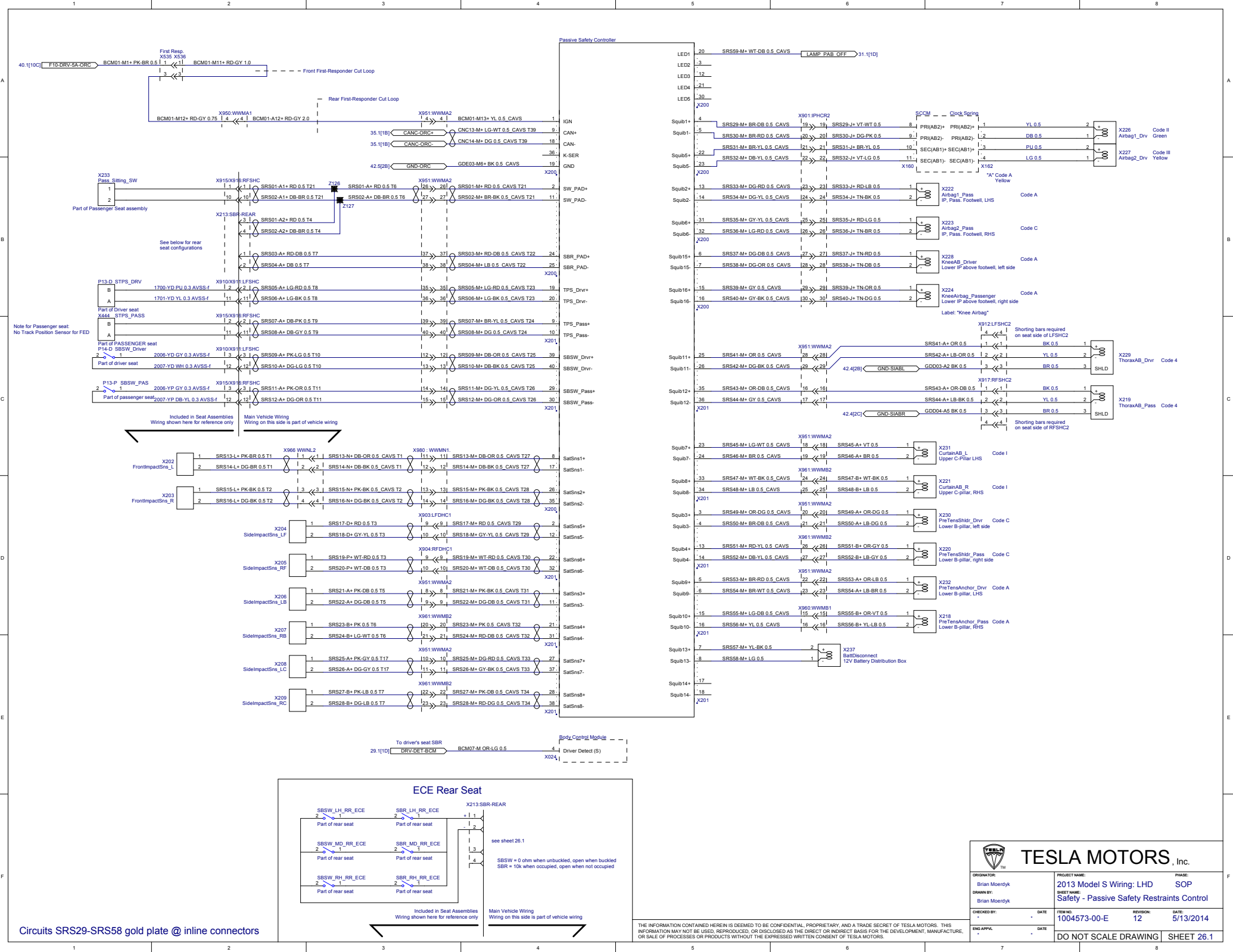
PROJECT NAME: 2013 Model S Wiring: LHD	PHASE: SOP
SHEET NAME: High Voltage Interlock Connections	
ITEM NO: 1004573-00-E	REVISION: 12
DATE: 8/13/2014	
DO NOT SCALE DRAWING SHEET 24.1	

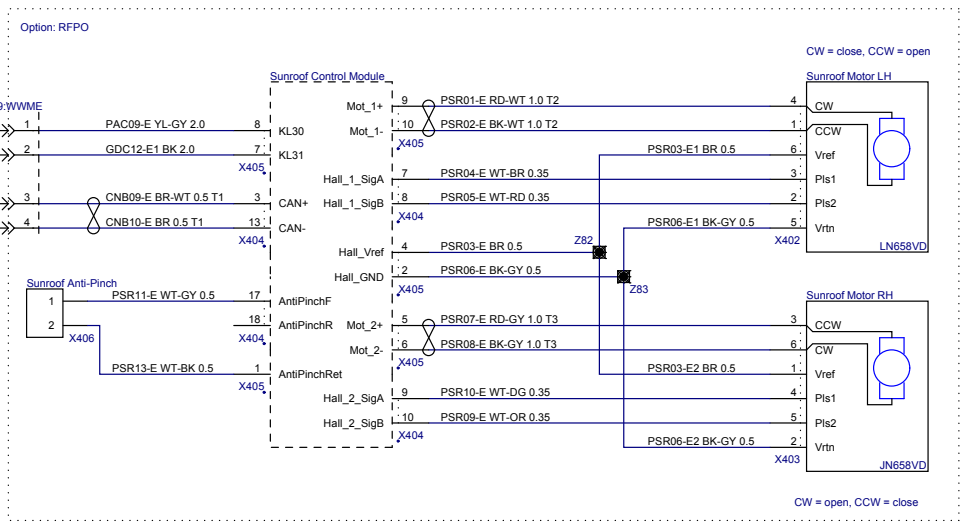
THE INFORMATION CONTAINED HEREIN IS DEEMED TO BE CONFIDENTIAL, PROPRIETARY, AND A TRADE SECRET OF TESLA MOTORS. THIS INFORMATION MAY NOT BE USED, REPRODUCED, OR DISCLOSED AS THE DIRECT OR INDIRECT BASIS FOR THE DEVELOPMENT, MANUFACTURE, OR SALE OF PROCESSES OR PRODUCTS WITHOUT THE EXPRESSED WRITTEN CONSENT OF TESLA MOTORS.



PROJECT NAME: <b>2013 Model S Wiring: LHD</b>	PHASE: <b>SOP</b>
SHEET NAME: <b>Windscreen Wiper/Washer, Rain Sensor</b>	
ITEM NO: <b>1004573-00-E</b>	REVISION: <b>12</b>
DATE: <b>5/13/2014</b>	
<b>DO NOT SCALE DRAWING</b>	<b>SHEET 25.1</b>

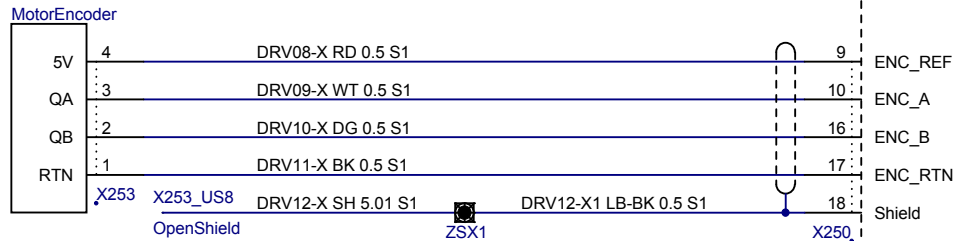
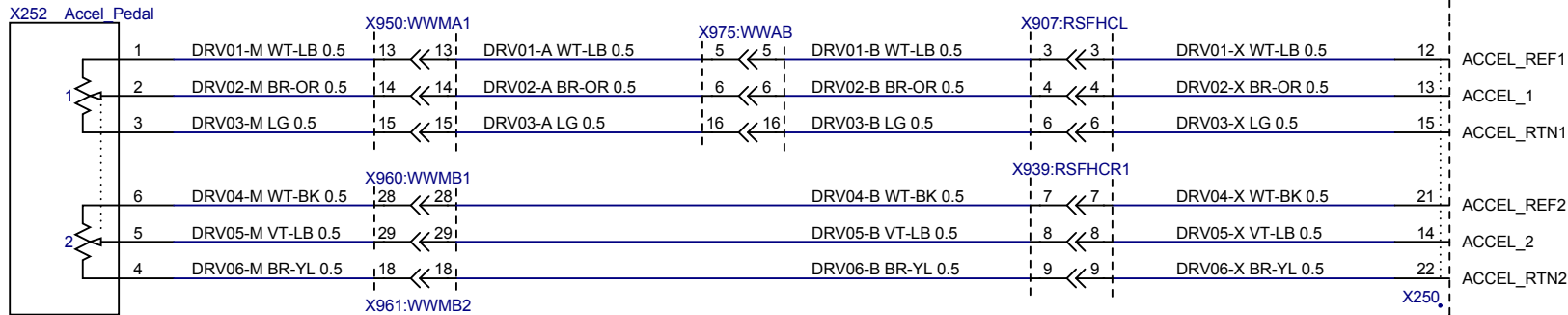
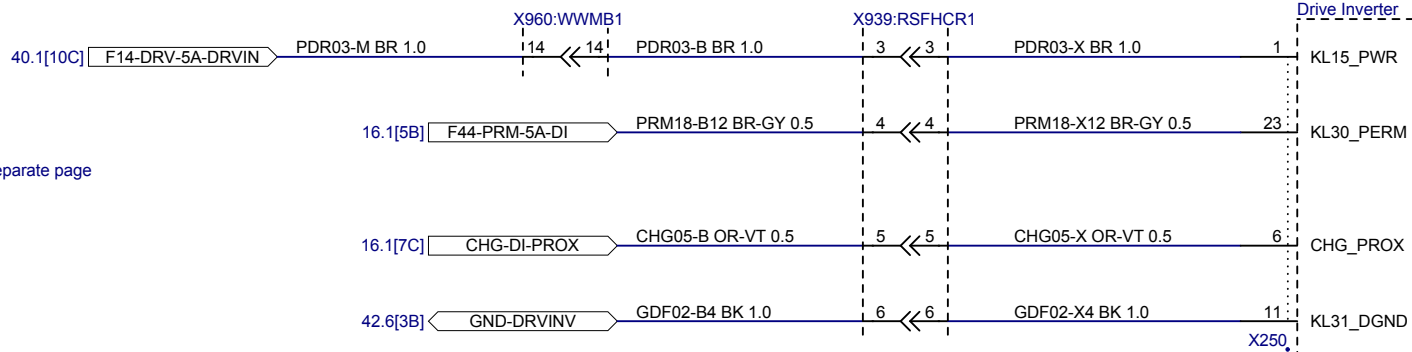
THE INFORMATION CONTAINED HEREIN IS DEEMED TO BE CONFIDENTIAL, PROPRIETARY, AND A TRADE SECRET OF TESLA MOTORS. THIS INFORMATION MAY NOT BE USED, REPRODUCED, OR DISCLOSED AS THE DIRECT OR INDIRECT BASIS FOR THE DEVELOPMENT, MANUFACTURE, OR SALE OF PROCESSES OR PRODUCTS WITHOUT THE EXPRESSED WRITTEN CONSENT OF TESLA MOTORS.





PROJECT NAME: <b>2013 Model S Wiring: LHD</b>		PHASE: <b>SOP</b>
SHEET NAME: <b>Panoramic Sunroof</b>		
ITEM NO: <b>1004573-00-E</b>	REVISION: <b>12</b>	DATE: <b>5/13/2014</b>
<b>DO NOT SCALE DRAWING</b>		<b>SHEET 27.1</b>

THE INFORMATION CONTAINED HEREIN IS DEEMED TO BE CONFIDENTIAL, PROPRIETARY, AND A TRADE SECRET OF TESLA MOTORS. THIS INFORMATION MAY NOT BE USED, REPRODUCED, OR DISCLOSED AS THE DIRECT OR INDIRECT BASIS FOR THE DEVELOPMENT, MANUFACTURE, OR SALE OF PROCESSES OR PRODUCTS WITHOUT THE EXPRESSED WRITTEN CONSENT OF TESLA MOTORS.

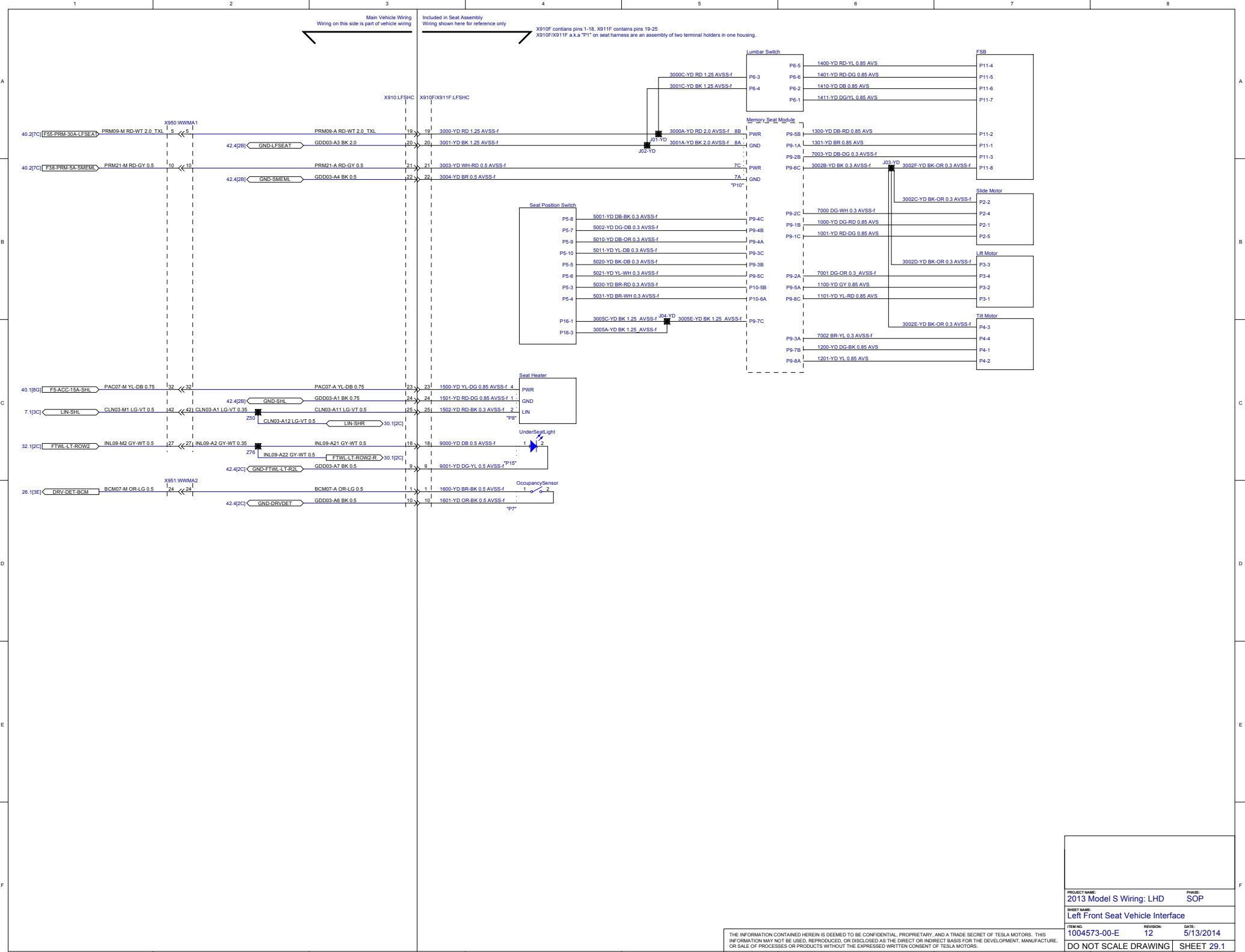


X250, X253 SEALED shield terminations  
 SX1: shield termination splice. Drain wire is 22AWG

PROJECT NAME: <b>2013 Model S Wiring: LHD</b>		PHASE: <b>SOP</b>
SHEET NAME: <b>Drive Inverter</b>		
ITEM NO. <b>1004573-00-E</b>	REVISION: <b>12</b>	DATE: <b>5/13/2014</b>
<b>DO NOT SCALE</b>		<b>SHEET 28.1</b>

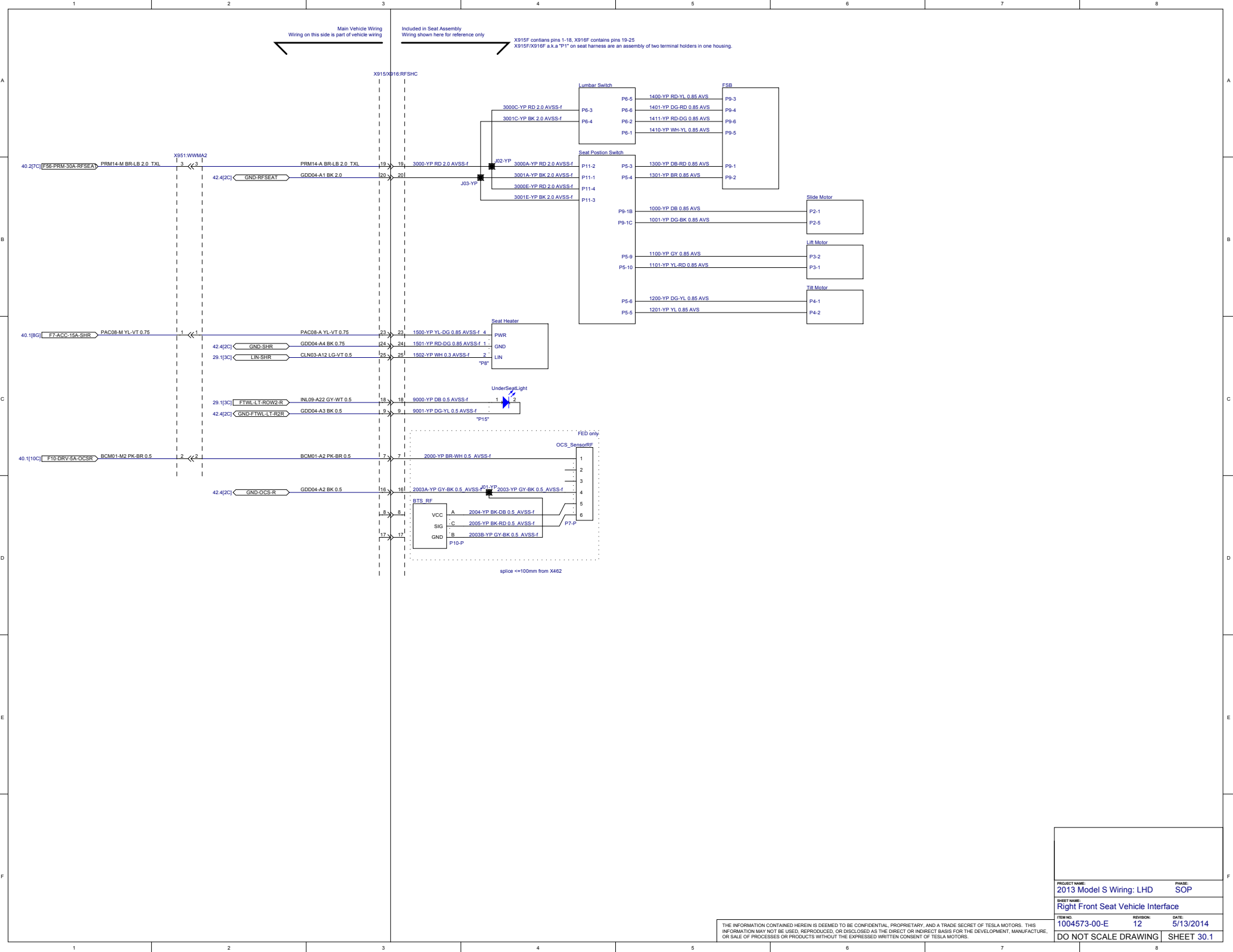
THE INFORMATION CONTAINED HEREIN IS DEEMED TO BE CONFIDENTIAL, PROPRIETARY, AND A TRADE SECRET OF TESLA MOTORS. THIS INFORMATION MAY NOT BE USED, REPRODUCED, OR DISCLOSED AS THE DIRECT OR INDIRECT BASIS FOR THE DEVELOPMENT, MANUFACTURE, OR SALE OF PROCESSES OR PRODUCTS WITHOUT THE EXPRESSED WRITTEN CONSENT OF TESLA MOTORS.





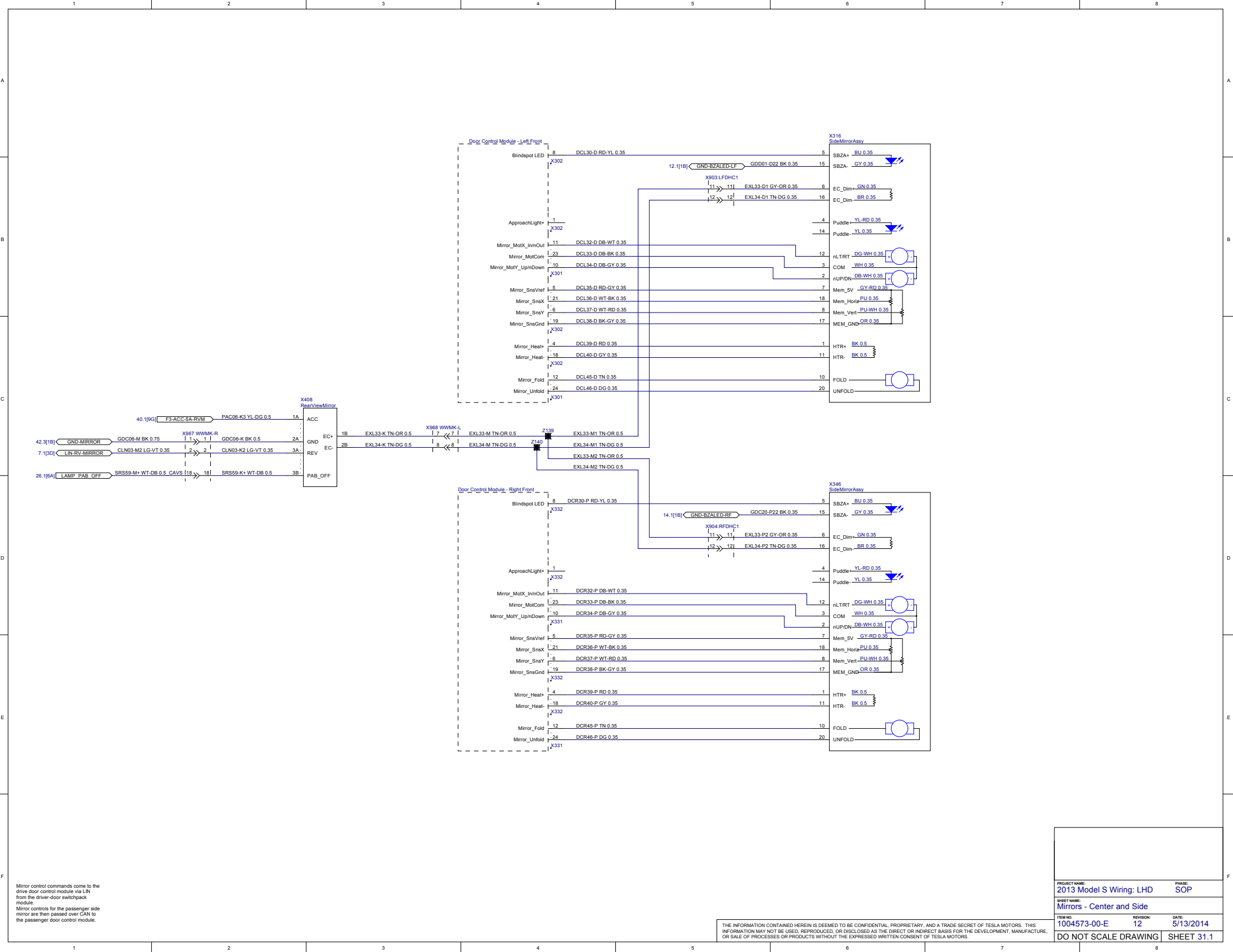
PROJECT NAME:	2013 Model S Wiring: LHD	PHASE:	SOP
SHEET NAME:	Left Front Seat Vehicle Interface		
ITEM NO:	1004573-00-E	REVISION:	12
DATE:	5/13/2014		
DO NOT SCALE DRAWING SHEET 29.1			

THE INFORMATION CONTAINED HEREIN IS DEEMED TO BE CONFIDENTIAL, PROPRIETARY, AND A TRADE SECRET OF TESLA MOTORS. THIS INFORMATION MAY NOT BE USED, REPRODUCED, OR DISCLOSED AS THE DIRECT OR INDIRECT BASIS FOR THE DEVELOPMENT, MANUFACTURE, OR SALE OF PROCESSES OR PRODUCTS WITHOUT THE EXPRESSED WRITTEN CONSENT OF TESLA MOTORS.



THE INFORMATION CONTAINED HEREIN IS DEEMED TO BE CONFIDENTIAL, PROPRIETARY, AND A TRADE SECRET OF TESLA MOTORS. THIS INFORMATION MAY NOT BE USED, REPRODUCED, OR DISCLOSED AS THE DIRECT OR INDIRECT BASIS FOR THE DEVELOPMENT, MANUFACTURE, OR SALE OF PROCESSES OR PRODUCTS WITHOUT THE EXPRESSED WRITTEN CONSENT OF TESLA MOTORS.

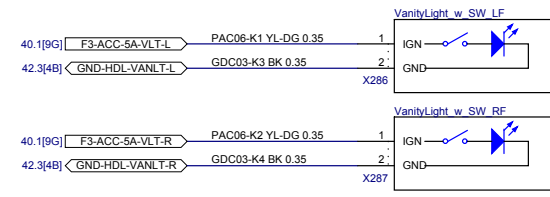
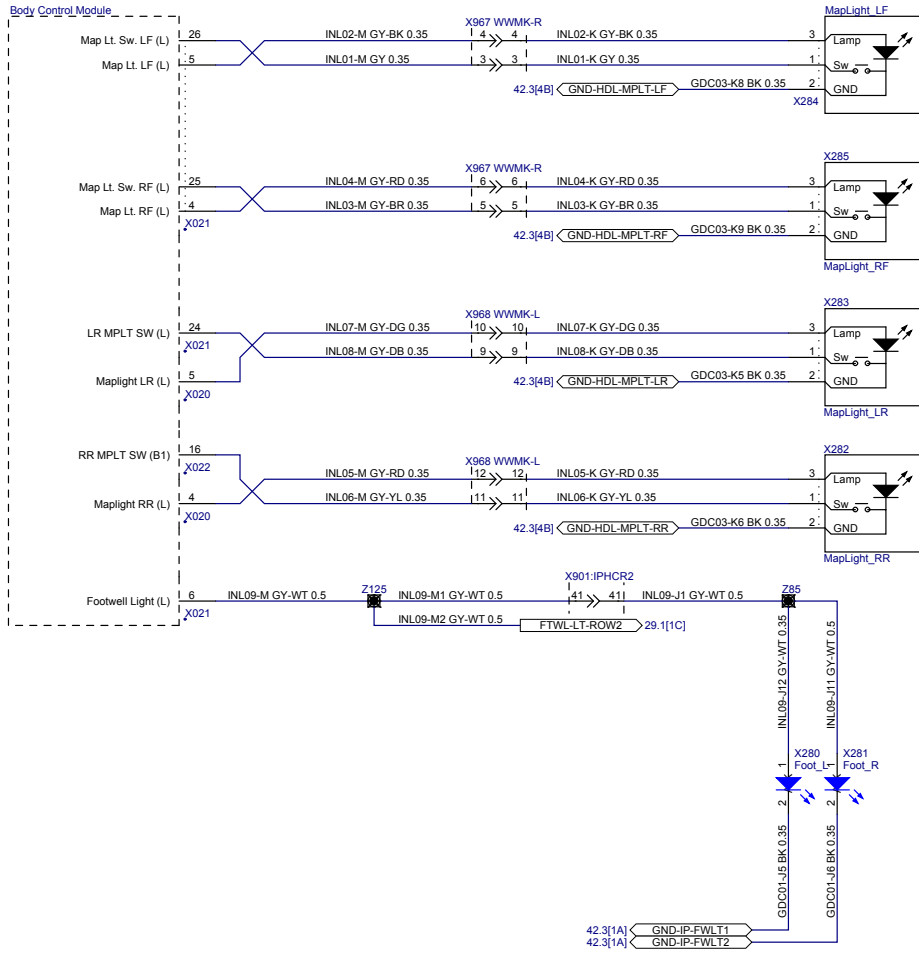
PROJECT NAME:	2013 Model S Wiring: LHD	PHASE:	SOP
SHEET NAME:	Right Front Seat Vehicle Interface		
ITEM NO:	1004573-00-E	REVISION:	12
		DATE:	5/13/2014
DO NOT SCALE DRAWING			SHEET 30.1



Mirror control commands come to the drive door control module via LIN from the driver-door switchpack module.  
 Mirror controls for the passenger side mirror are then passed over GAN to the passenger door control module.

THE INFORMATION CONTAINED HEREIN IS DEEMED TO BE CONFIDENTIAL, PROPRIETARY, AND A TRADE SECRET OF TESLA MOTORS. THIS INFORMATION MAY NOT BE USED, REPRODUCED, OR DISCLOSED AS THE DIRECT OR INDIRECT BASIS FOR THE DEVELOPMENT, MANUFACTURE, OR SALE OF PROCESSES OR PRODUCTS WITHOUT THE EXPRESSED WRITTEN CONSENT OF TESLA MOTORS.

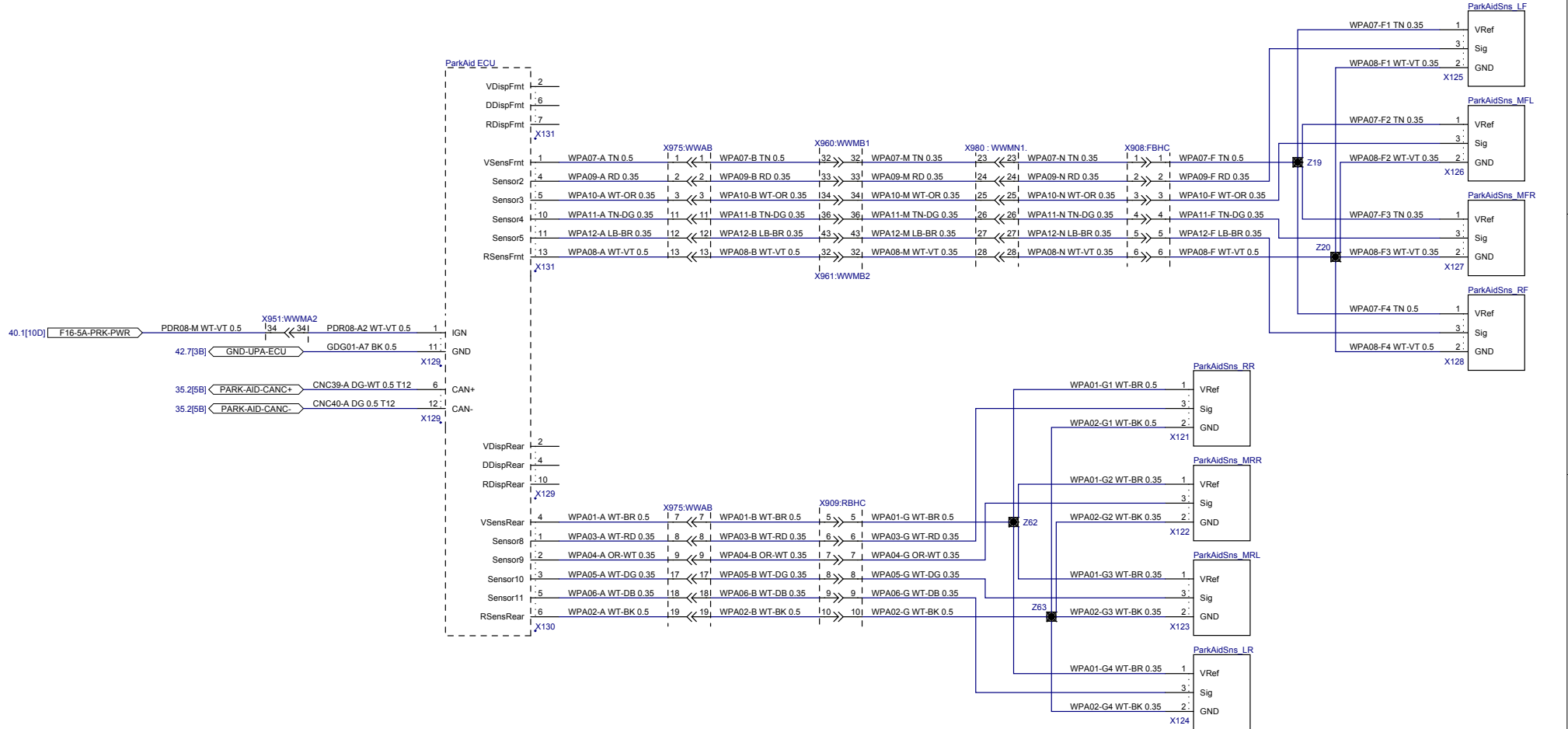
PROJECT NAME:	2013 Model S Wiring: LHD	PHASE:	SOP
SHEET NAME:	Mirrors - Center and Side		
ITEM NO:	1004573-00-E	REVISION:	12
DATE:	5/13/2014		
DO NOT SCALE DRAWING		SHEET 31.1	



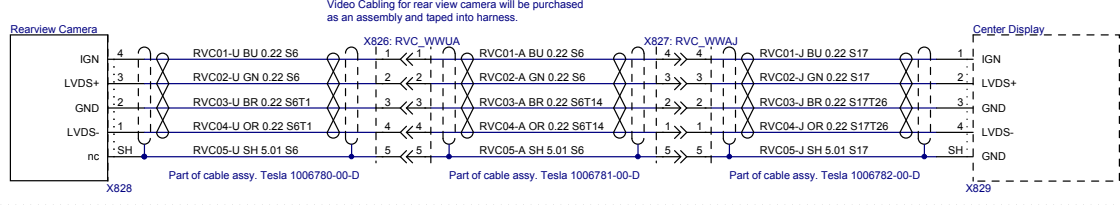
THE INFORMATION CONTAINED HEREIN IS DEEMED TO BE CONFIDENTIAL, PROPRIETARY, AND A TRADE SECRET OF TESLA MOTORS. THIS INFORMATION MAY NOT BE USED, REPRODUCED, OR DISCLOSED AS THE DIRECT OR INDIRECT BASIS FOR THE DEVELOPMENT, MANUFACTURE, OR SALE OF PROCESSES OR PRODUCTS WITHOUT THE EXPRESSED WRITTEN CONSENT OF TESLA MOTORS.

PROJECT NAME: <b>2013 Model S Wiring: LHD</b>		PHASE: <b>SOP</b>
SHEET NAME: <b>Interior Lighting - Maplights</b>		
ITEM NO: <b>1004573-00-E</b>	REVISION: <b>12</b>	DATE: <b>5/13/2014</b>
<b>DO NOT SCALE DRAWING</b>		<b>SHEET 32.1</b>

Option: AS01



Option: TP01



THE INFORMATION CONTAINED HEREIN IS DEEMED TO BE CONFIDENTIAL, PROPRIETARY, AND A TRADE SECRET OF TESLA MOTORS. THIS INFORMATION MAY NOT BE USED, REPRODUCED, OR DISCLOSED AS THE DIRECT OR INDIRECT BASIS FOR THE DEVELOPMENT, MANUFACTURE, OR SALE OF PROCESSES OR PRODUCTS WITHOUT THE EXPRESSED WRITTEN CONSENT OF TESLA MOTORS.

PROJECT NAME: <b>2013 Model S Wiring: LHD</b>	PHASE: <b>SOP</b>
SHEET NAME: <b>Parking Aids</b>	
ITEM NO: <b>1004573-00-E</b>	REVISION: <b>12</b>
DATE: <b>5/13/2014</b>	
<b>DO NOT SCALE DRAWING</b>	<b>SHEET 33.1</b>

1 2 3 4 5 6

A

B

C

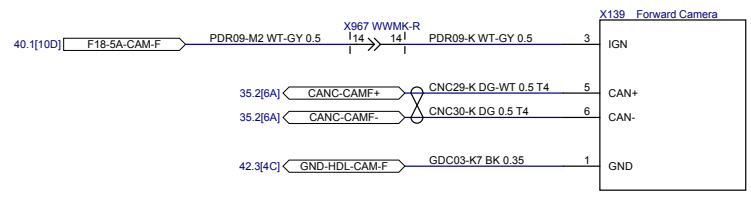
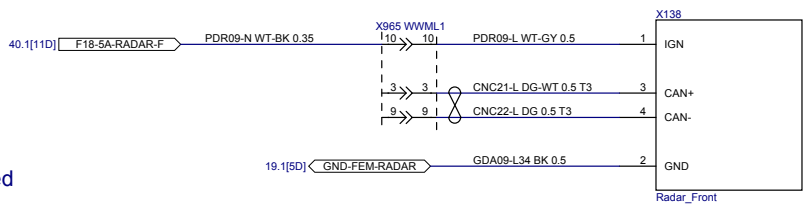
D

A

B


C

D

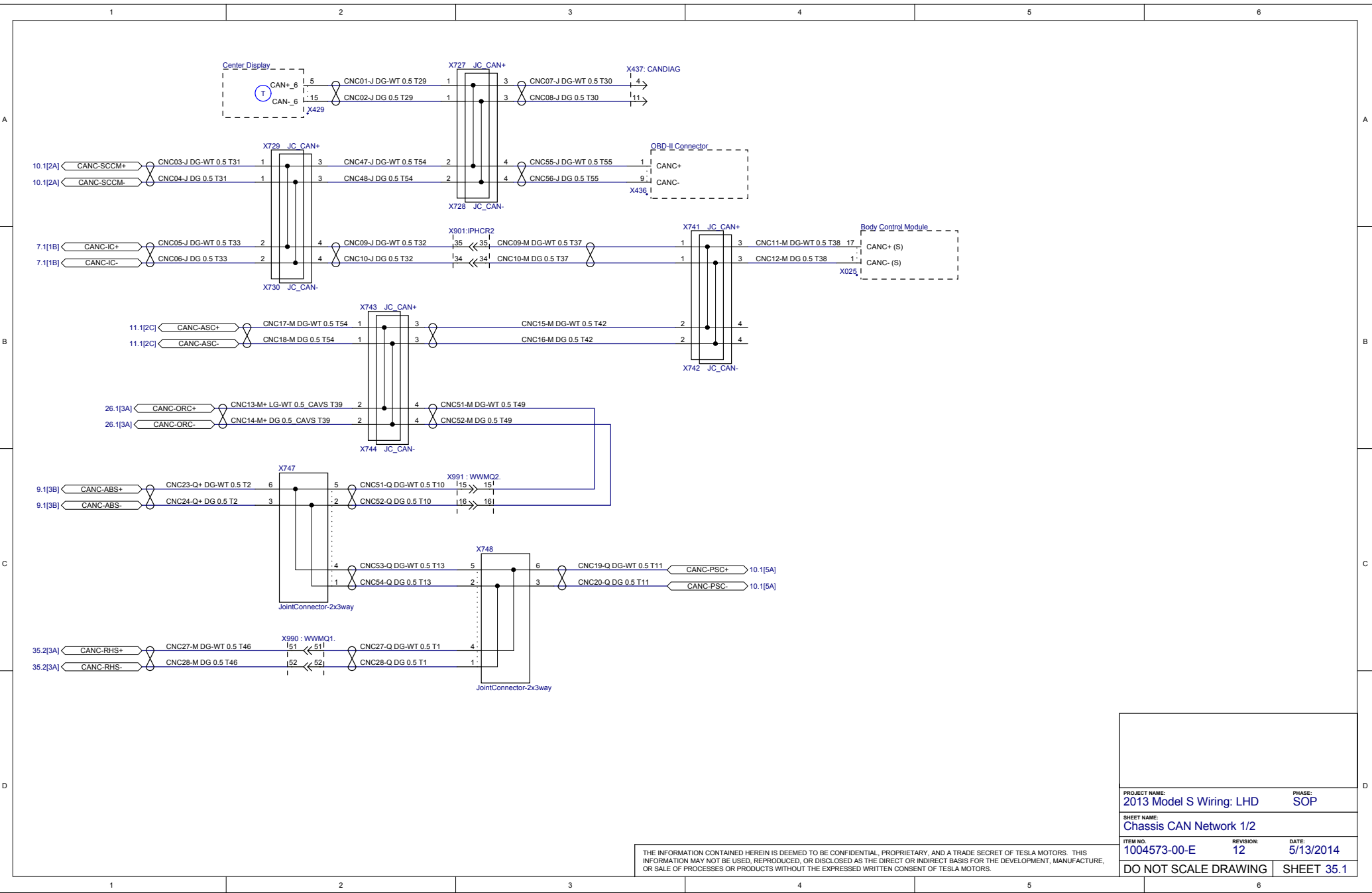


Function not supported

THE INFORMATION CONTAINED HEREIN IS DEEMED TO BE CONFIDENTIAL, PROPRIETARY, AND A TRADE SECRET OF TESLA MOTORS. THIS INFORMATION MAY NOT BE USED, REPRODUCED, OR DISCLOSED AS THE DIRECT OR INDIRECT BASIS FOR THE DEVELOPMENT, MANUFACTURE, OR SALE OF PROCESSES OR PRODUCTS WITHOUT THE EXPRESSED WRITTEN CONSENT OF TESLA MOTORS.

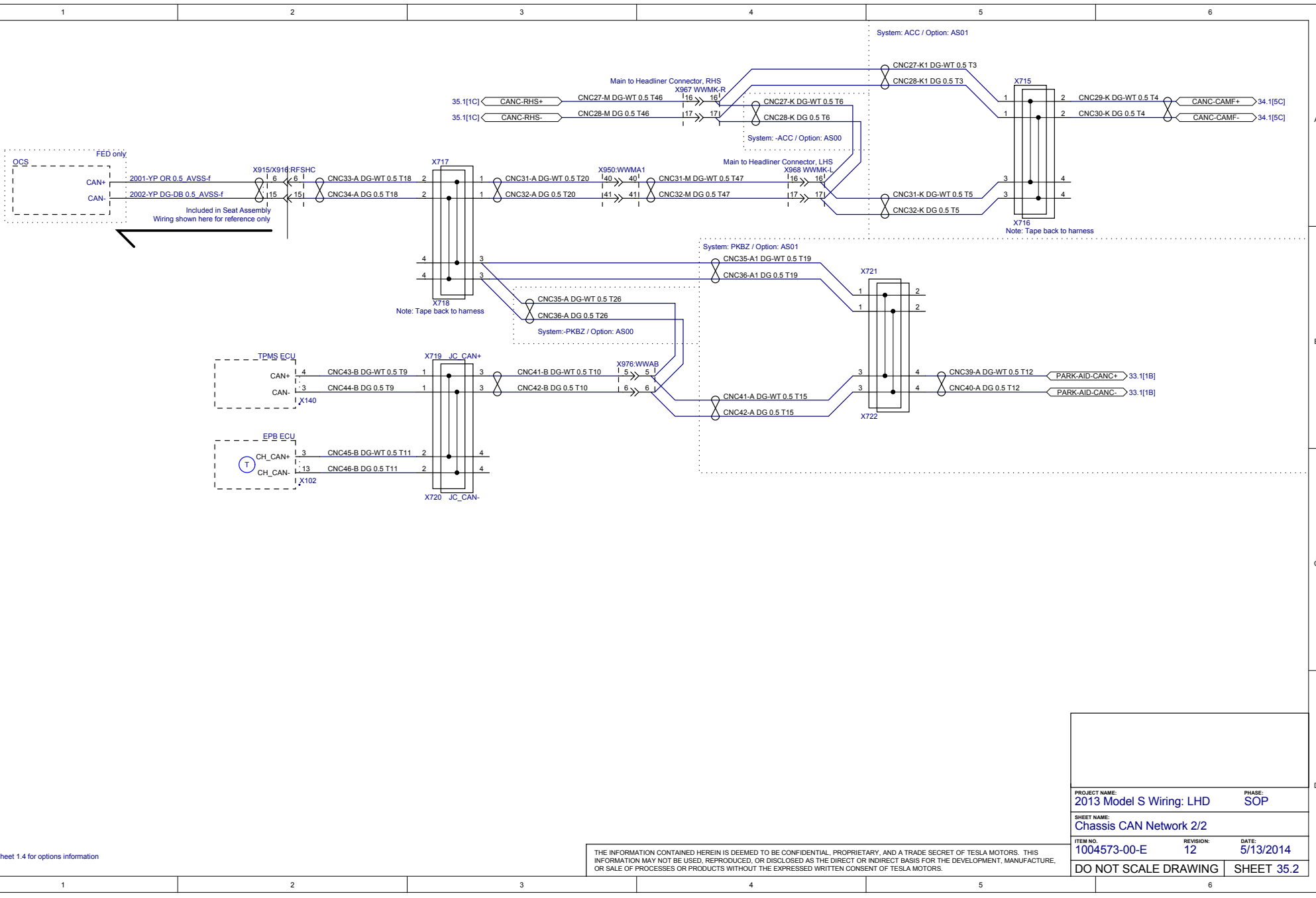
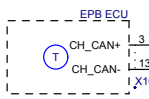
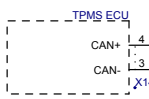
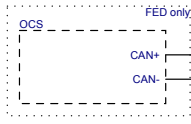
 <b>TESLA MOTORS, Inc.</b>		ORIGINATOR:	PROJECT NAME:	PHASE:
		B. Moerdyk	2013 Model S Wiring: LHD	SOP
DRAWN BY:		SHEET NAME:		
B. Moerdyk		Advanced Safety - Blind Zone Assist		
CHECKED BY:	DATE	ITEM NO.	REVISION:	DATE
*	*	1004573-00-E	12	5/13/2014
ENG APPVL	DATE	DO NOT SCALE DRAWING		SHEET 34.1
*	*			

1 2 3 4 5 6



PROJECT NAME: 2013 Model S Wiring: LHD		PHASE: SOP
SHEET NAME: Chassis CAN Network 1/2		
ITEM NO: 1004573-00-E	REVISION: 12	DATE: 5/13/2014
DO NOT SCALE DRAWING		SHEET 35.1

THE INFORMATION CONTAINED HEREIN IS DEEMED TO BE CONFIDENTIAL, PROPRIETARY, AND A TRADE SECRET OF TESLA MOTORS. THIS INFORMATION MAY NOT BE USED, REPRODUCED, OR DISCLOSED AS THE DIRECT OR INDIRECT BASIS FOR THE DEVELOPMENT, MANUFACTURE, OR SALE OF PROCESSES OR PRODUCTS WITHOUT THE EXPRESSED WRITTEN CONSENT OF TESLA MOTORS.

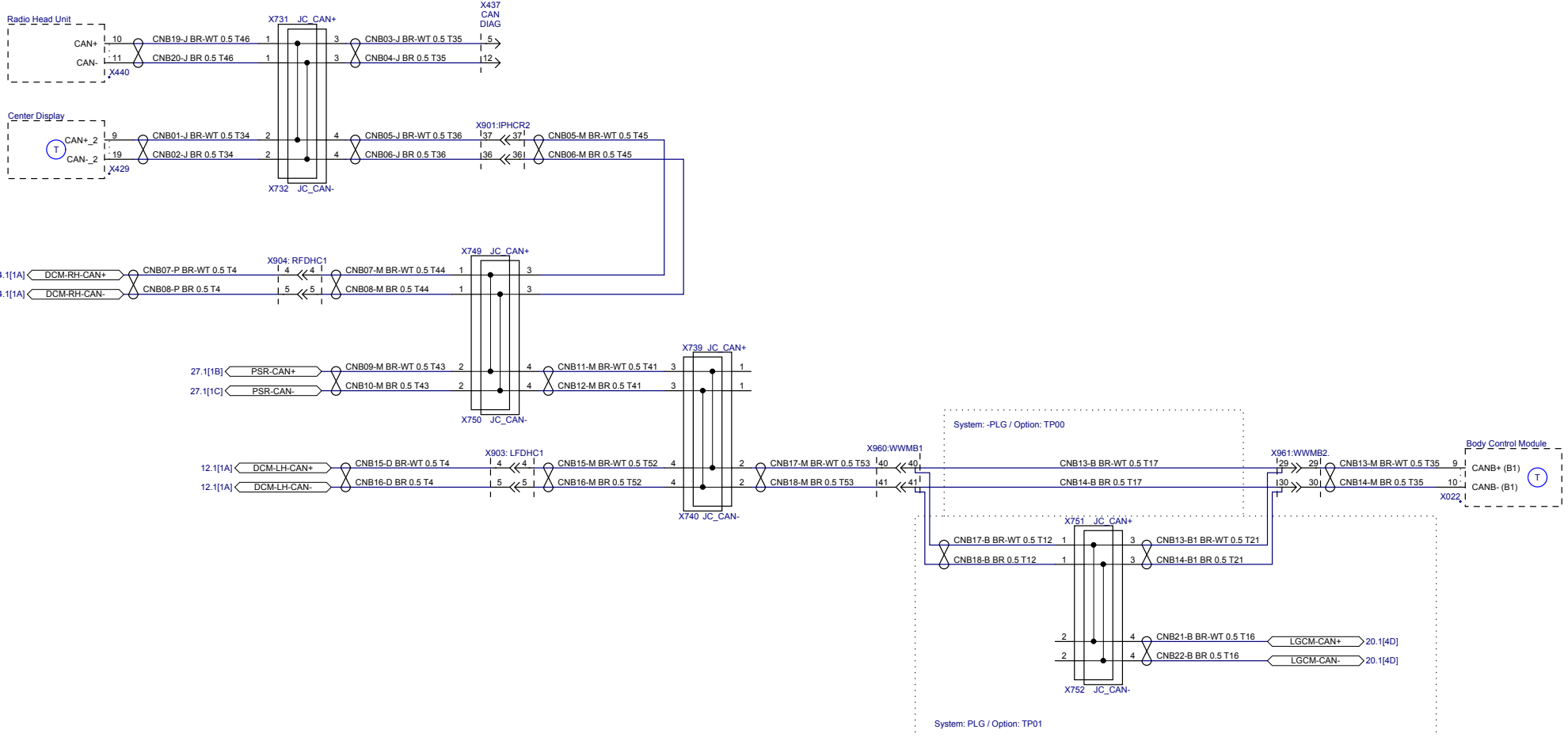


See Sheet 1.4 for options information

THE INFORMATION CONTAINED HEREIN IS DEEMED TO BE CONFIDENTIAL, PROPRIETARY, AND A TRADE SECRET OF TESLA MOTORS. THIS INFORMATION MAY NOT BE USED, REPRODUCED, OR DISCLOSED AS THE DIRECT OR INDIRECT BASIS FOR THE DEVELOPMENT, MANUFACTURE, OR SALE OF PROCESSES OR PRODUCTS WITHOUT THE EXPRESSED WRITTEN CONSENT OF TESLA MOTORS.

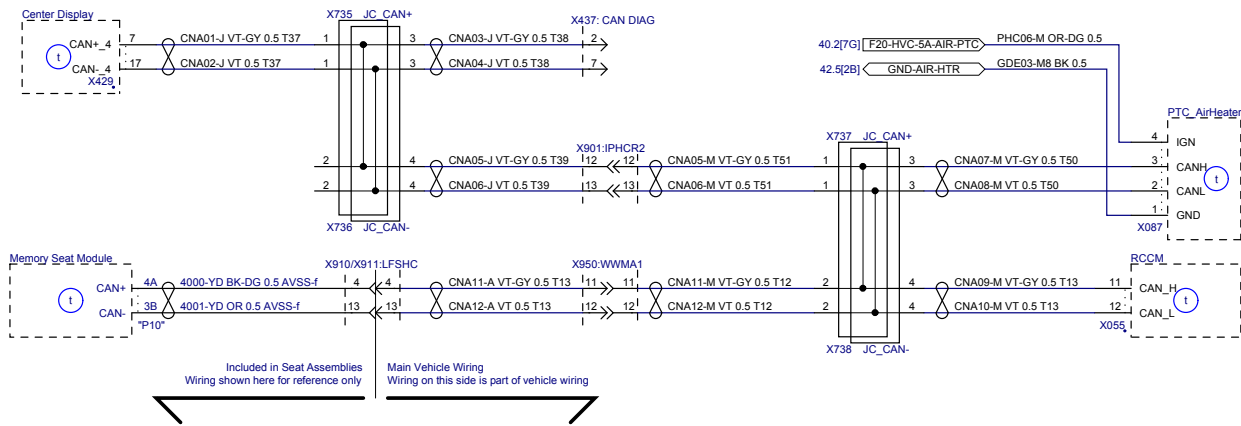
PROJECT NAME: 2013 Model S Wiring: LHD		PHASE: SOP	
SHEET NAME: Chassis CAN Network 2/2			
ITEM NO: 1004573-00-E	REVISION: 12	DATE: 5/13/2014	
DO NOT SCALE DRAWING			SHEET 35.2





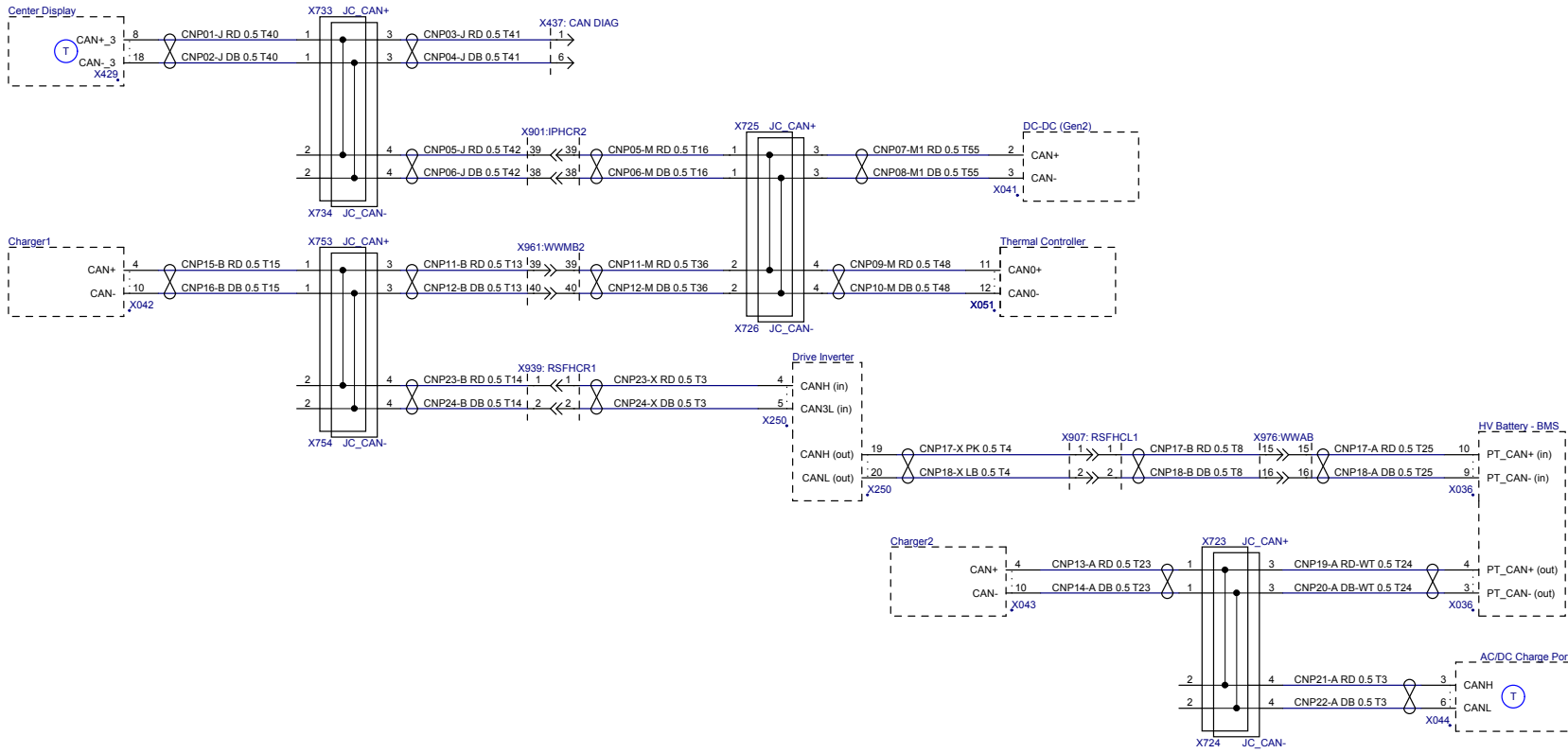
THE INFORMATION CONTAINED HEREIN IS DEEMED TO BE CONFIDENTIAL, PROPRIETARY, AND A TRADE SECRET OF TESLA MOTORS. THIS INFORMATION MAY NOT BE USED, REPRODUCED, OR DISCLOSED AS THE DIRECT OR INDIRECT BASIS FOR THE DEVELOPMENT, MANUFACTURE, OR SALE OF PROCESSES OR PRODUCTS WITHOUT THE EXPRESSED WRITTEN CONSENT OF TESLA MOTORS.

PROJECT NAME: <b>2013 Model S Wiring: LHD</b>		PHASE: <b>SOP</b>	
SHEET NAME: <b>Body CAN Network</b>			
ITEM NO: <b>1004573-00-E</b>	REVISION: <b>12</b>	DATE: <b>5/13/2014</b>	
DO NOT SCALE DRAWING			SHEET 36.1



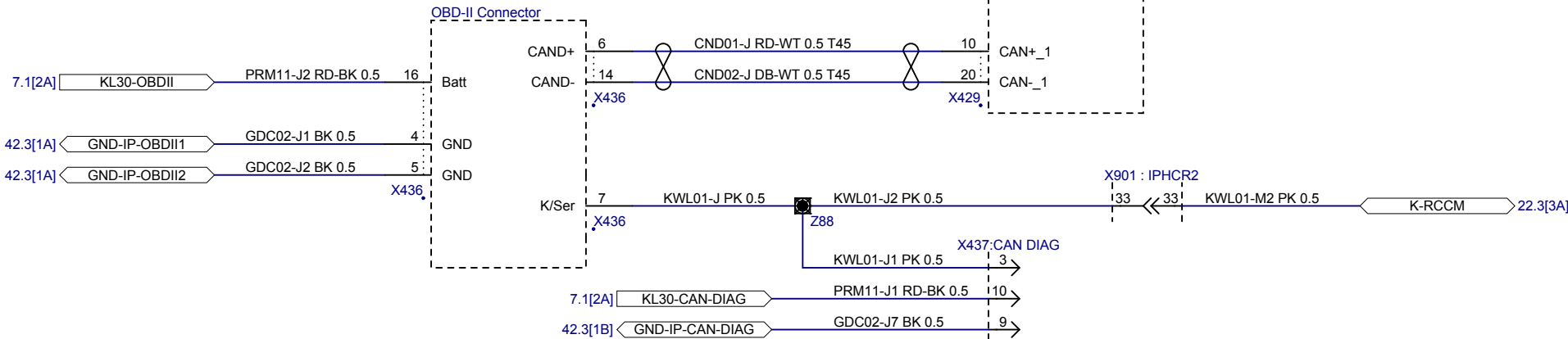
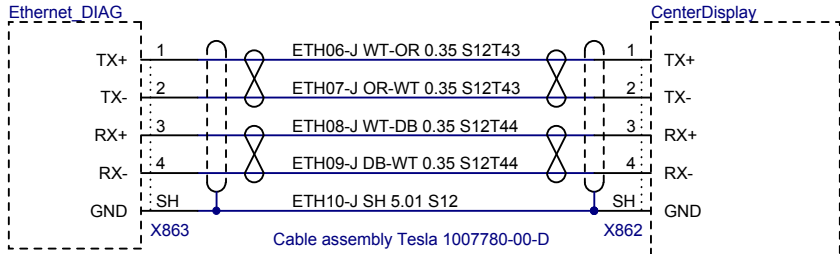
PROJECT NAME: 2013 Model S Wiring: LHD	PHASE: SOP
SHEET NAME: Body FT CAN Network	
ITEM NO: 1004573-00-E	REVISION: 12
	DATE: 5/13/2014
DO NOT SCALE DRAWING	SHEET 37.1

THE INFORMATION CONTAINED HEREIN IS DEEMED TO BE CONFIDENTIAL, PROPRIETARY, AND A TRADE SECRET OF TESLA MOTORS. THIS INFORMATION MAY NOT BE USED, REPRODUCED, OR DISCLOSED AS THE DIRECT OR INDIRECT BASIS FOR THE DEVELOPMENT, MANUFACTURE, OR SALE OF PROCESSES OR PRODUCTS WITHOUT THE EXPRESSED WRITTEN CONSENT OF TESLA MOTORS.



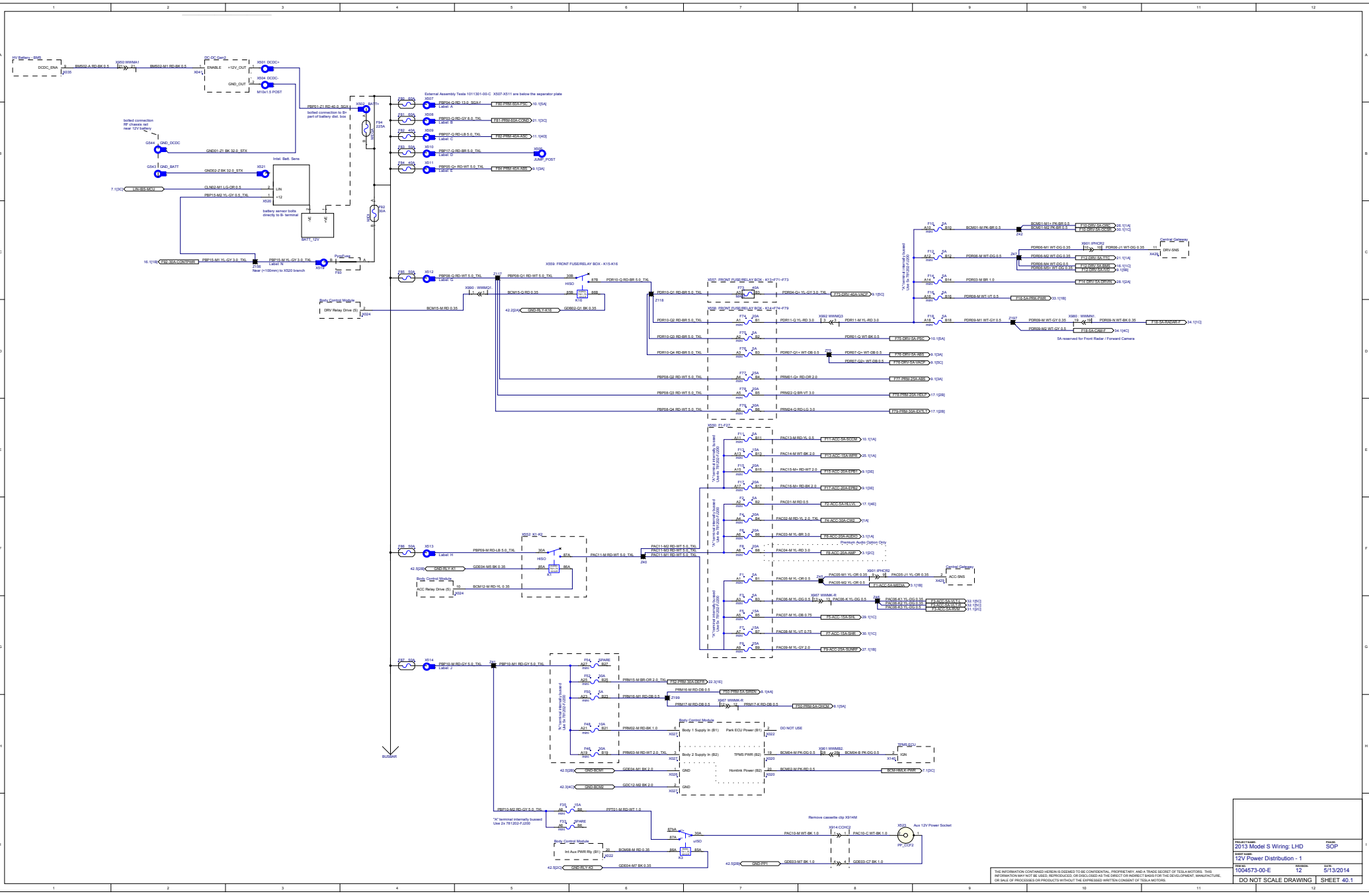
THE INFORMATION CONTAINED HEREIN IS DEEMED TO BE CONFIDENTIAL, PROPRIETARY, AND A TRADE SECRET OF TESLA MOTORS. THIS INFORMATION MAY NOT BE USED, REPRODUCED, OR DISCLOSED AS THE DIRECT OR INDIRECT BASIS FOR THE DEVELOPMENT, MANUFACTURE, OR SALE OF PROCESSES OR PRODUCTS WITHOUT THE EXPRESSED WRITTEN CONSENT OF TESLA MOTORS.

PROJECT NAME: <b>2013 Model S Wiring: LHD</b>		PHASE: <b>SOP</b>
SHEET NAME: <b>PT CAN Network 1</b>		
ITEM NO: <b>1004573-00-E</b>	REVISION: <b>12</b>	DATE: <b>5/13/2014</b>
<b>DO NOT SCALE DRAWING</b>		<b>SHEET 38.1</b>



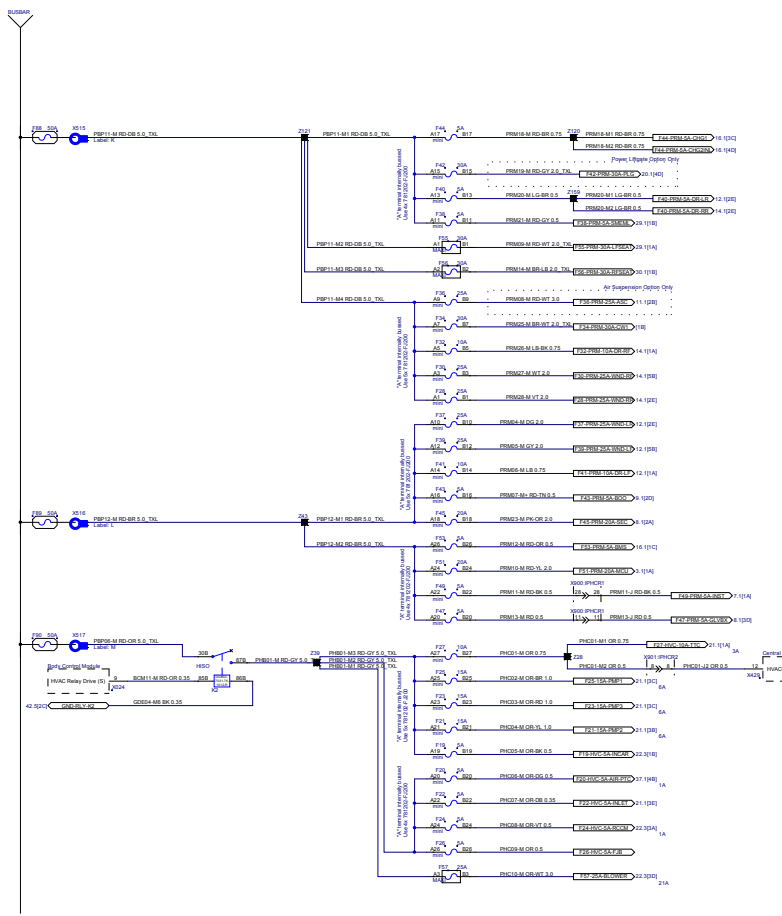
PROJECT NAME: <b>2013 Model S Wiring: LHD</b>		PHASE: <b>SOP</b>	
SHEET NAME: <b>Vehicle Diagnostic Connections</b>			
ITEM NO. <b>1004573-00-E</b>	REVISION: <b>12</b>	DATE: <b>5/13/2014</b>	
<b>DO NOT SCALE</b>		<b>SHEET 39.1</b>	

THE INFORMATION CONTAINED HEREIN IS DEEMED TO BE CONFIDENTIAL, PROPRIETARY, AND A TRADE SECRET OF TESLA MOTORS. THIS INFORMATION MAY NOT BE USED, REPRODUCED, OR DISCLOSED AS THE DIRECT OR INDIRECT BASIS FOR THE DEVELOPMENT, MANUFACTURE, OR SALE OF PROCESSES OR PRODUCTS WITHOUT THE EXPRESSED WRITTEN CONSENT OF TESLA MOTORS.



2013 Model S Wiring: LHD 12V Power Distribution - 1 1004573-00-E	SOP 12 5/3/2014 SHEET 40.1
--	-------------------------------------

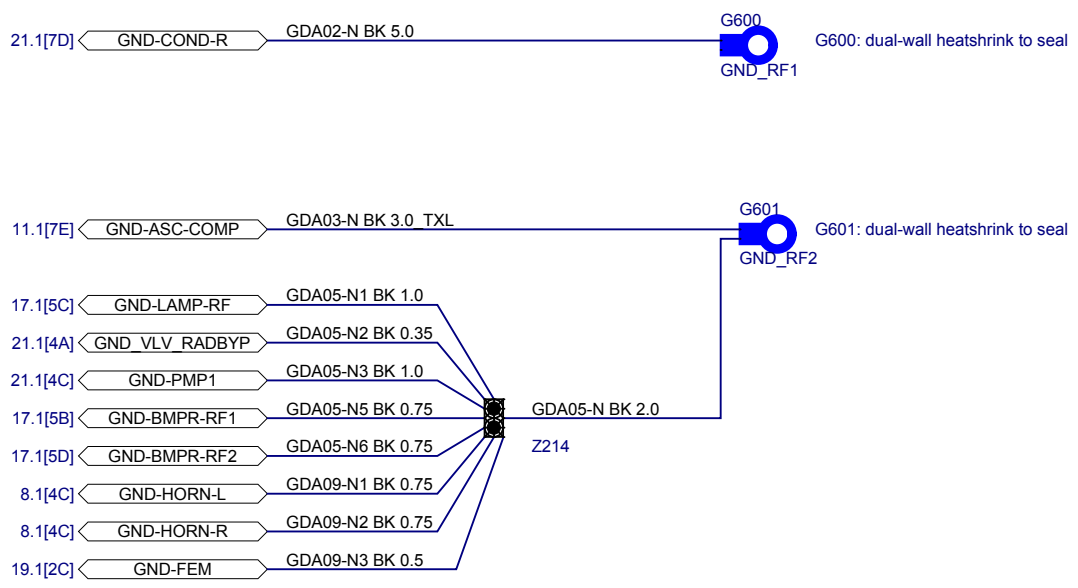
THE INFORMATION CONTAINED HEREIN IS DEEMED TO BE CONFIDENTIAL, PROPRIETARY AND A TRADE SECRET OF TESLA MOTORS. THIS INFORMATION MAY NOT BE USED, REPRODUCED, OR DISCLOSED AS THE DIRECT OR INDIRECT BASIS FOR THE DEVELOPMENT, MANUFACTURE, OR SALE OF PRODUCTS OR PRODUCTS WITHOUT THE EXPRESS WRITTEN CONSENT OF TESLA MOTORS.



PROJECT NAME	2013 Model S Wiring: LHD	DATE	SOP
PROJECT NUMBER	1004573-00-E	REVISION	12
DATE	5/13/2014	BY	
DO NOT SCALE DRAWING		SHEET 40.2	

THE INFORMATION CONTAINED HEREIN IS DEEMED TO BE CONFIDENTIAL, PROPRIETARY AND A TRADE SECRET OF TESLA MOTORS. THIS INFORMATION MAY NOT BE USED, REPRODUCED, OR DISCLOSED AS THE DIRECT OR INDIRECT BASIS FOR THE DEVELOPMENT, MANUFACTURE, OR SALE OF PRODUCTS OR SERVICES WITHOUT THE EXPRESS WRITTEN CONSENT OF TESLA MOTORS.

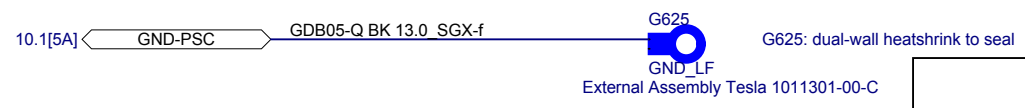


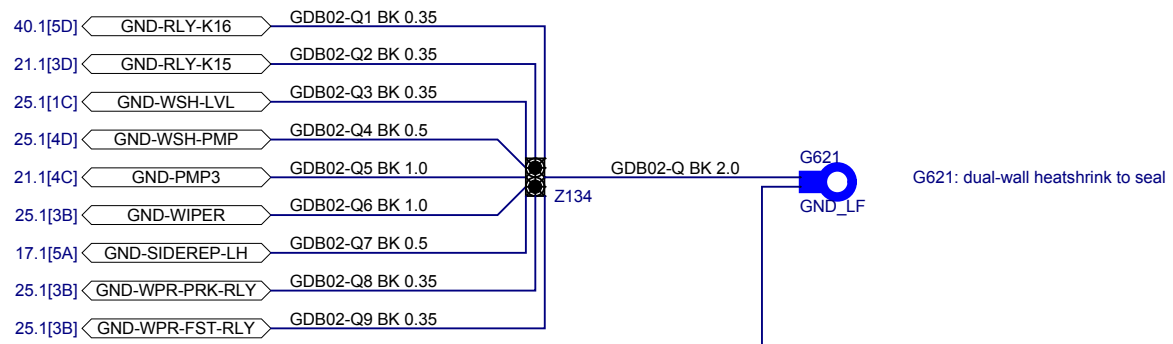
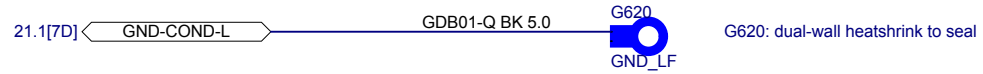
RF Ground Point - Forward of Wheel



PROJECT NAME: <b>2013 Model S Wiring: LHD</b>		PHASE: <b>SOP</b>
SHEET NAME: <b>Ground Distribution - Right Front</b>		
ITEM NO. <b>1004573-00-E</b>	REVISION: <b>12</b>	DATE: <b>5/13/2014</b>
<b>DO NOT SCALE</b>		<b>SHEET 42.1</b>

THE INFORMATION CONTAINED HEREIN IS DEEMED TO BE CONFIDENTIAL, PROPRIETARY, AND A TRADE SECRET OF TESLA MOTORS. THIS INFORMATION MAY NOT BE USED, REPRODUCED, OR DISCLOSED AS THE DIRECT OR INDIRECT BASIS FOR THE DEVELOPMENT, MANUFACTURE, OR SALE OF PROCESSES OR PRODUCTS WITHOUT THE EXPRESSED WRITTEN CONSENT OF TESLA MOTORS.

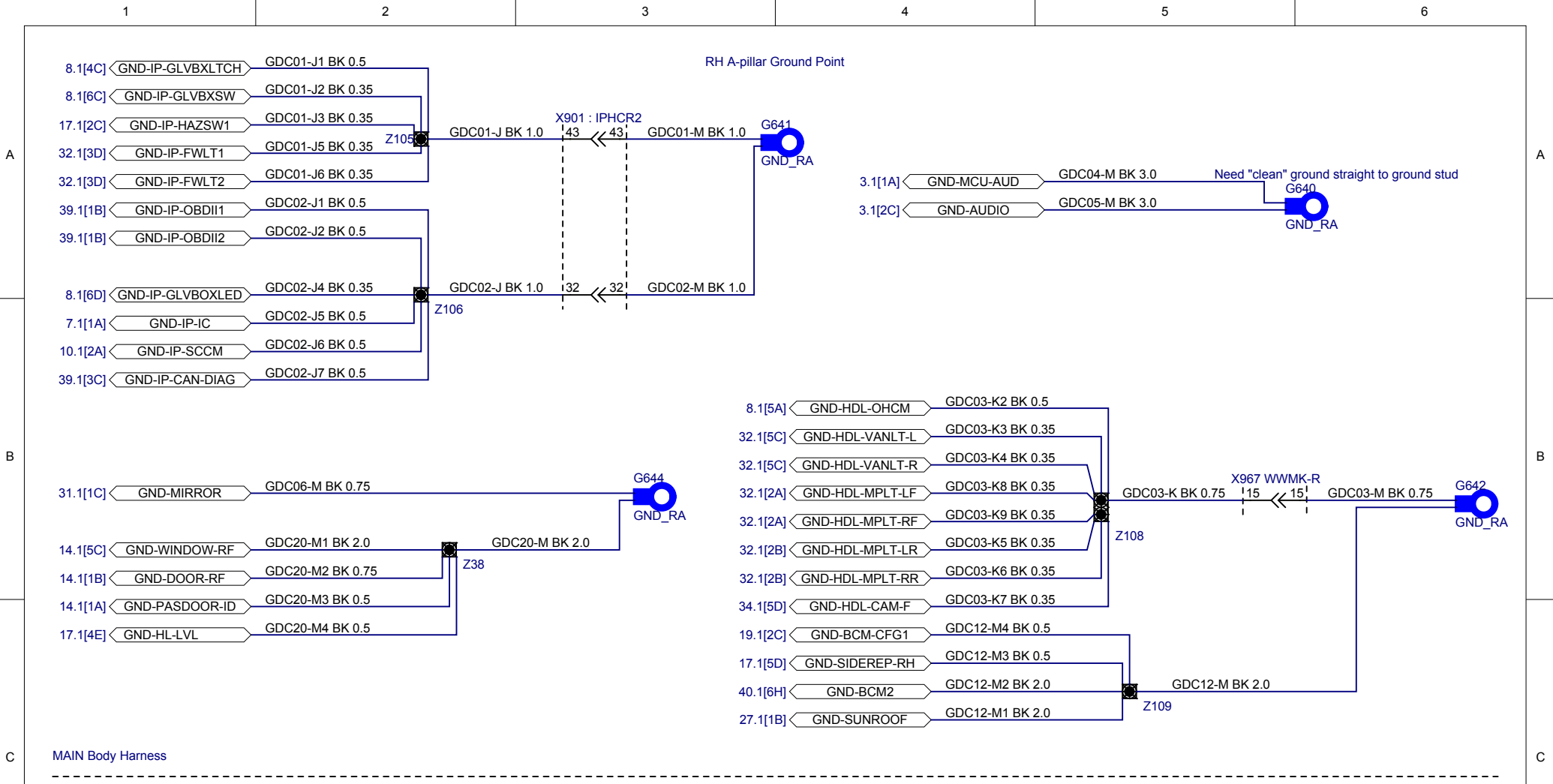
LF Ground Point - Forward of Wheel



PROJECT NAME: <b>2013 Model S Wiring: LHD</b>		PHASE: <b>SOP</b>
SHEET NAME: <b>Ground Distribution - Left Front</b>		
ITEM NO. <b>1004573-00-E</b>	REVISION: <b>12</b>	DATE: <b>5/13/2014</b>
<b>DO NOT SCALE</b>		<b>SHEET 42.2</b>

THE INFORMATION CONTAINED HEREIN IS DEEMED TO BE CONFIDENTIAL, PROPRIETARY, AND A TRADE SECRET OF TESLA MOTORS. THIS INFORMATION MAY NOT BE USED, REPRODUCED, OR DISCLOSED AS THE DIRECT OR INDIRECT BASIS FOR THE DEVELOPMENT, MANUFACTURE, OR SALE OF PROCESSES OR PRODUCTS WITHOUT THE EXPRESSED WRITTEN CONSENT OF TESLA MOTORS.





MAIN Body Harness

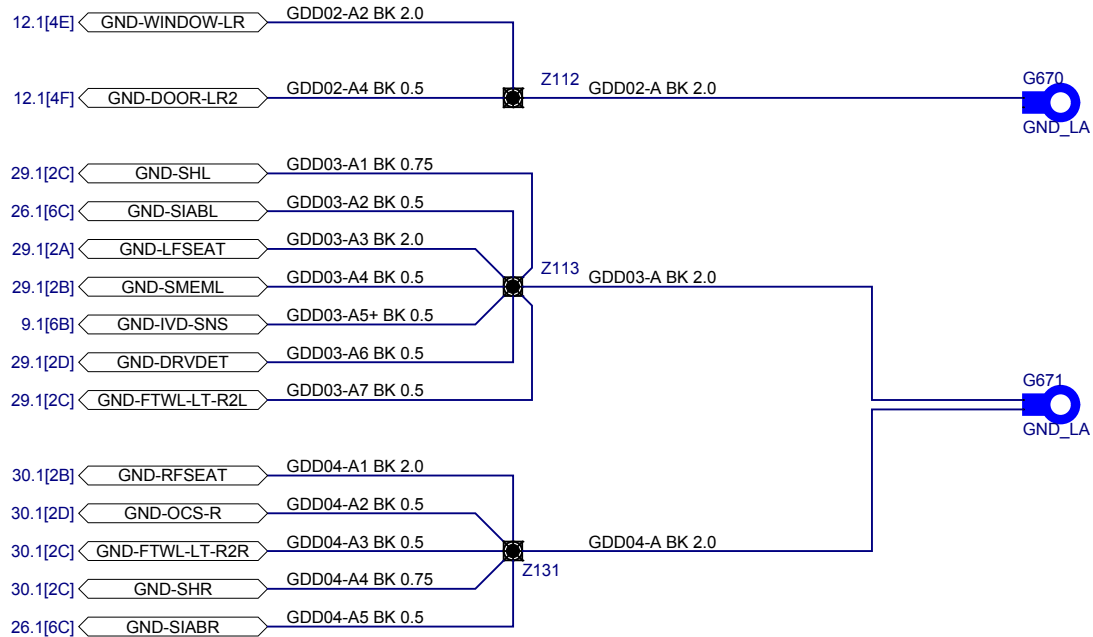
PROJECT NAME: <b>2013 Model S Wiring: LHD</b>		PHASE: <b>SOP</b>	
SHEET NAME: <b>Ground Distribution - RHS A-Pillar</b>			
ITEM NO. <b>1004573-00-E</b>	REVISION: <b>12</b>	DATE: <b>5/13/2014</b>	
<b>DO NOT SCALE</b>		<b>SHEET 42.3</b>	

THE INFORMATION CONTAINED HEREIN IS DEEMED TO BE CONFIDENTIAL, PROPRIETARY, AND A TRADE SECRET OF TESLA MOTORS. THIS INFORMATION MAY NOT BE USED, REPRODUCED, OR DISCLOSED AS THE DIRECT OR INDIRECT BASIS FOR THE DEVELOPMENT, MANUFACTURE, OR SALE OF PROCESSES OR PRODUCTS WITHOUT THE EXPRESSED WRITTEN CONSENT OF TESLA MOTORS.

LH A-pillar Ground Point

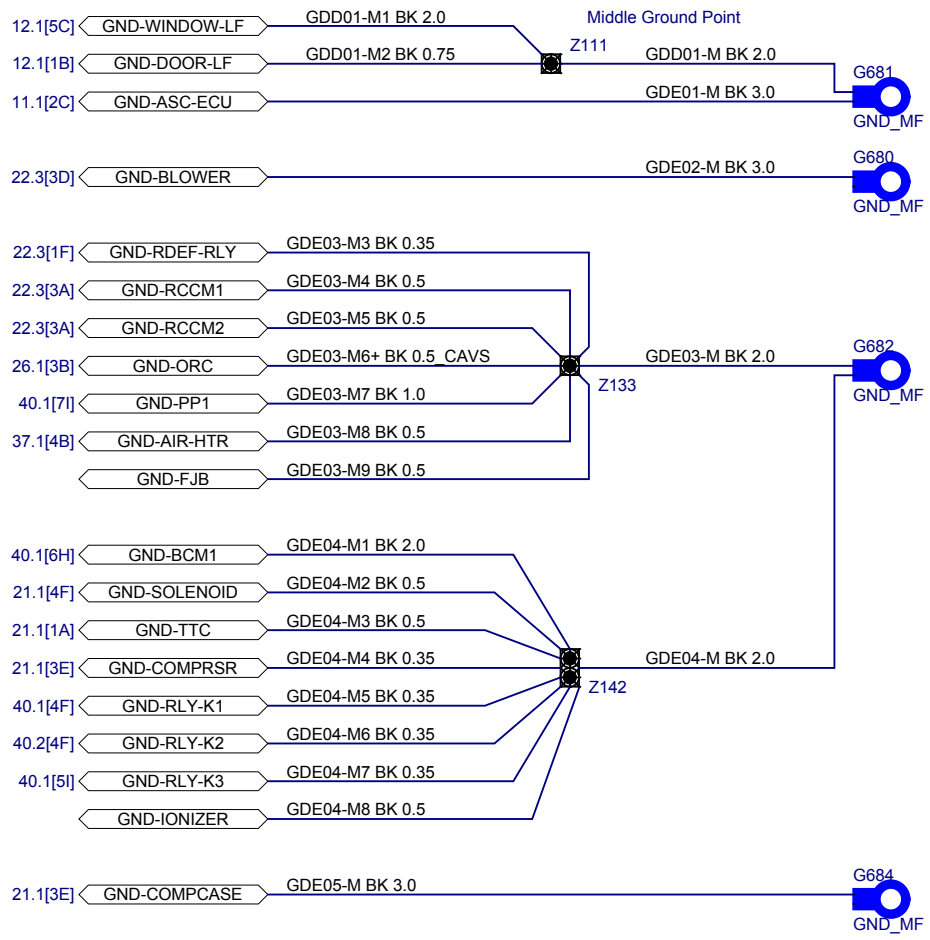
MAIN Body Harness

LEFT Body Harness



PROJECT NAME: 2013 Model S Wiring: LHD		PHASE: SOP
SHEET NAME: Ground Distribution - LHS A-pillar		
ITEM NO. 1004573-00-E	REVISION: 12	DATE: 5/13/2014
DO NOT SCALE		SHEET 42.4

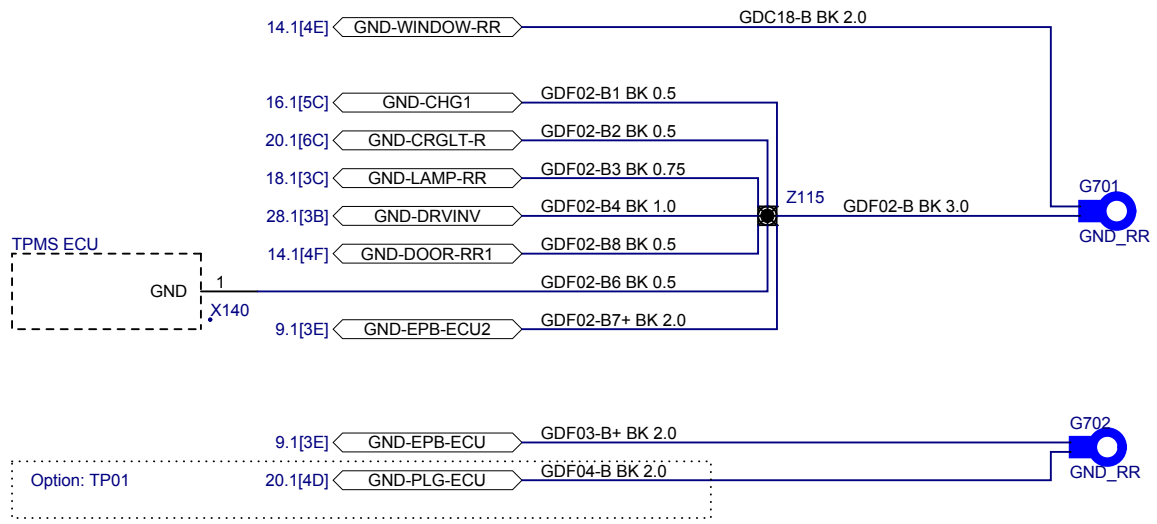
THE INFORMATION CONTAINED HEREIN IS DEEMED TO BE CONFIDENTIAL, PROPRIETARY, AND A TRADE SECRET OF TESLA MOTORS. THIS INFORMATION MAY NOT BE USED, REPRODUCED, OR DISCLOSED AS THE DIRECT OR INDIRECT BASIS FOR THE DEVELOPMENT, MANUFACTURE, OR SALE OF PROCESSES OR PRODUCTS WITHOUT THE EXPRESSED WRITTEN CONSENT OF TESLA MOTORS.



THE INFORMATION CONTAINED HEREIN IS DEEMED TO BE CONFIDENTIAL, PROPRIETARY, AND A TRADE SECRET OF TESLA MOTORS. THIS INFORMATION MAY NOT BE USED, REPRODUCED, OR DISCLOSED AS THE DIRECT OR INDIRECT BASIS FOR THE DEVELOPMENT, MANUFACTURE, OR SALE OF PROCESSES OR PRODUCTS WITHOUT THE EXPRESSED WRITTEN CONSENT OF TESLA MOTORS.

PROJECT NAME: <b>2013 Model S Wiring: LHD</b>		PHASE: <b>SOP</b>
SHEET NAME: <b>Ground Distribution - Lower Center Stack</b>		
ITEM NO. <b>1004573-00-E</b>	REVISION: <b>12</b>	DATE: <b>5/13/2014</b>
<b>DO NOT SCALE</b>		<b>SHEET 42.5</b>

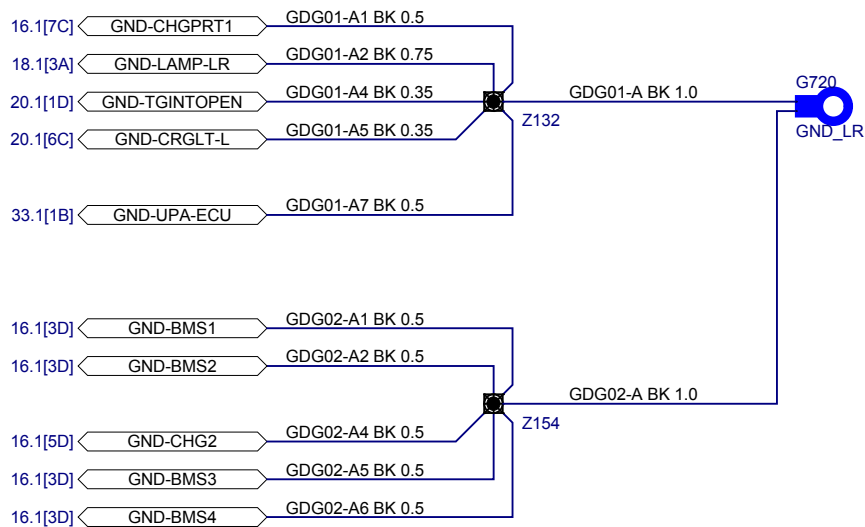
RR Ground Point - Behind Wheel



PROJECT NAME: <b>2013 Model S Wiring: LHD</b>		PHASE: <b>SOP</b>
SHEET NAME: <b>Ground Distribution - Right Rear</b>		
ITEM NO. <b>1004573-00-E</b>	REVISION: <b>12</b>	DATE: <b>5/13/2014</b>
<b>DO NOT SCALE</b>		<b>SHEET 42.6</b>

THE INFORMATION CONTAINED HEREIN IS DEEMED TO BE CONFIDENTIAL, PROPRIETARY, AND A TRADE SECRET OF TESLA MOTORS. THIS INFORMATION MAY NOT BE USED, REPRODUCED, OR DISCLOSED AS THE DIRECT OR INDIRECT BASIS FOR THE DEVELOPMENT, MANUFACTURE, OR SALE OF PROCESSES OR PRODUCTS WITHOUT THE EXPRESSED WRITTEN CONSENT OF TESLA MOTORS.

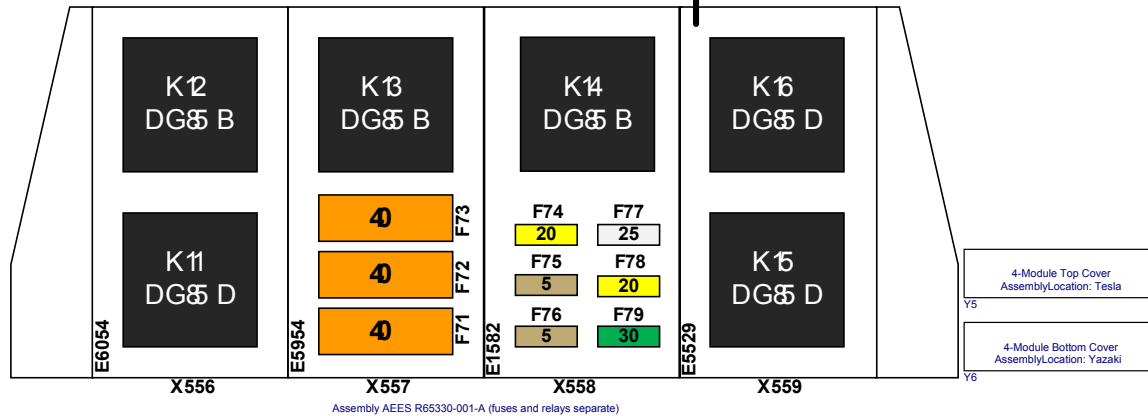

LR Ground Point - Behind Wheel



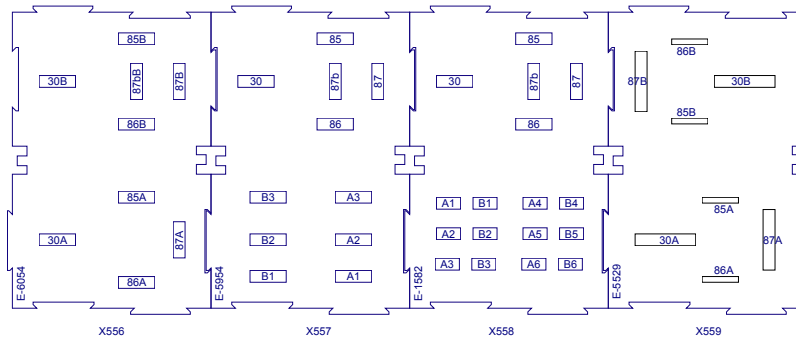
PROJECT NAME: <b>2013 Model S Wiring: LHD</b>		PHASE: <b>SOP</b>
SHEET NAME: <b>Ground Distribution - Left Rear</b>		
ITEM NO. <b>1004573-00-E</b>	REVISION: <b>12</b>	DATE: <b>5/13/2014</b>
<b>DO NOT SCALE</b>		<b>SHEET 42.7</b>

THE INFORMATION CONTAINED HEREIN IS DEEMED TO BE CONFIDENTIAL, PROPRIETARY, AND A TRADE SECRET OF TESLA MOTORS. THIS INFORMATION MAY NOT BE USED, REPRODUCED, OR DISCLOSED AS THE DIRECT OR INDIRECT BASIS FOR THE DEVELOPMENT, MANUFACTURE, OR SALE OF PROCESSES OR PRODUCTS WITHOUT THE EXPRESSED WRITTEN CONSENT OF TESLA MOTORS.

Des. Function	Option
K11 Air Suspension Compressor	ASC
K12 Vacuum Pump	ALL
K13 Wiper Park Function	ALL
K14 Wiper Fast Function	ALL
K15 Condenser Fan Power	ALL
K16 Drive Switched Power	ALL
F71 Condenser Fan, Left	ALL
F72 Condenser Fan, Right	ALL
F73 Vacuum Pump	ALL
F74 12V Drive Rail, Cabin	ALL
F75 Power Steering Logic - IGN	ALL
F76 ABS Logic - IGN	ALL
F77 Stability Control Valves	ALL
F78 Headlight Dip/Main Beam	ALL
F79 Lighting (Exterior/Interior)	ALL



Assembly AEES R65330-001-A (fuses and relays separate)

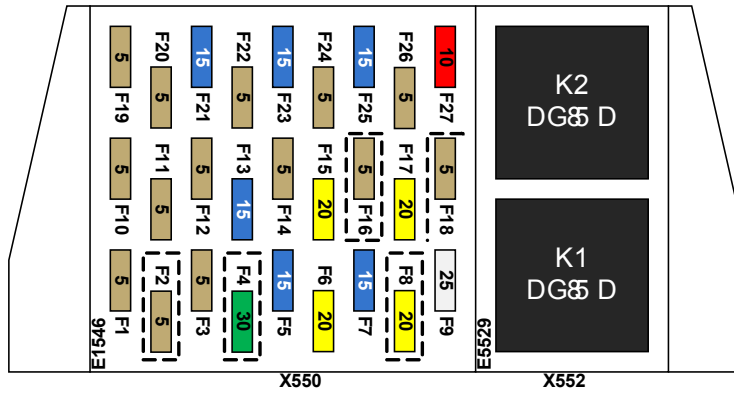



- 4-Module Top Cover  
AssemblyLocation: Tesla
- 4-Module Bottom Cover  
AssemblyLocation: Yazaki

PROJECT NAME: <b>2013 Model S Wiring: LHD</b>	PHASE: <b>SOP</b>
SHEET NAME: <b>Front Fusebox Layout</b>	
ITEM NO: <b>1004573-00-E</b>	REVISION: <b>12</b>
DATE: <b>5/13/2014</b>	
<b>DO NOT SCALE DRAWING</b>	<b>SHEET 44.1</b>

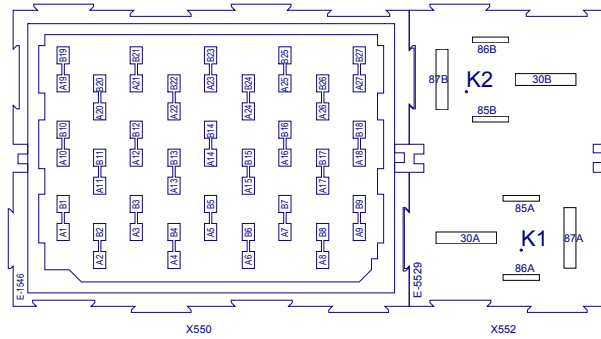
THE INFORMATION CONTAINED HEREIN IS DEEMED TO BE CONFIDENTIAL, PROPRIETARY, AND A TRADE SECRET OF TESLA MOTORS. THIS INFORMATION MAY NOT BE USED, REPRODUCED, OR DISCLOSED AS THE DIRECT OR INDIRECT BASIS FOR THE DEVELOPMENT, MANUFACTURE, OR SALE OF PROCESSES OR PRODUCTS WITHOUT THE EXPRESSED WRITTEN CONSENT OF TESLA MOTORS.

Des. Function	Option
F1 ACC sense, Radio	ALL
F2 Headlamp leveling	HLVL
F3 Vanity Lights, Rear View Mirror	ALL
F4 Cold Weather Package Group 1	CW01
F5 Seat Heater, Left Front	ALL
F6 Base Audio Amplifier	ALL
F7 Seat Heater, Right Front	ALL
F8 Premium Audio Amplifier	ALL
F9 Panoramic Sunroof	ALL
F10 Passive Safety Restraints	ALL
F11 Steering Column Controls	ALL
F12 Drive Power / Yaw Rate Sense	ALL
F13 Wiper Park	ALL
F14 Drive Inverter	ALL
F15 Electric Park Brake	ALL
F16 Parking System	PKA,BZA
F17 Electric Park Brake	ALL
F18 not used	ACC
F19 AQS / In-car sensor	ALL
F20 Cabin Air Heater Logic	ALL
F21 Coolant Pump 2	ALL
F22 Inlet Actuators	ALL
F23 Coolant Pump 3	ALL
F24 Cabin Climate Control	ALL
F25 Coolant Pump 1	ALL
F26 Coolant Heater Logic	ALL
F27 Thermal Controller	ALL
K1 ACC Power Switch	ALL
K2 HVAC Power Switch	ALL



3-Module Top Cover  
AssemblyLocation: Tesla  
Y1

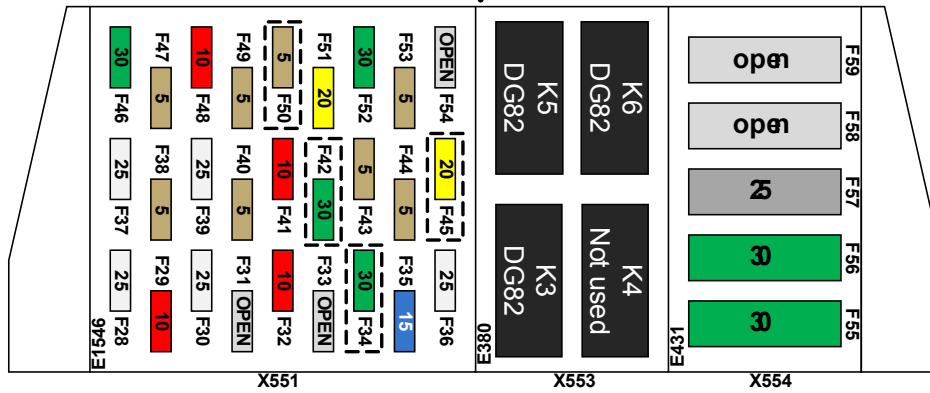

3-Module Bottom Cover  
AssemblyLocation: Yazaki  
Y2



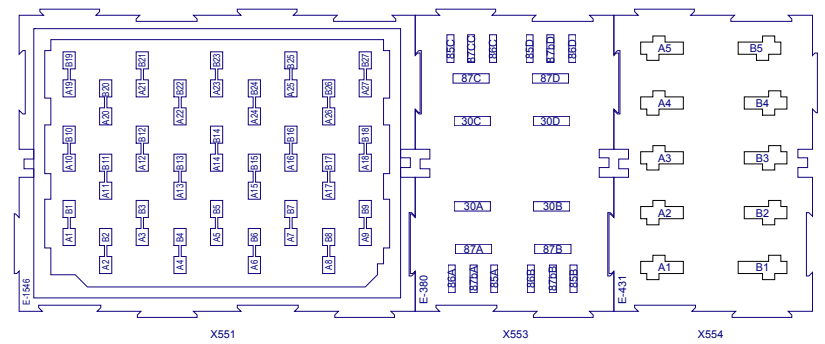
THE INFORMATION CONTAINED HEREIN IS DEEMED TO BE CONFIDENTIAL, PROPRIETARY, AND A TRADE SECRET OF TESLA MOTORS. THIS INFORMATION MAY NOT BE USED, REPRODUCED, OR DISCLOSED AS THE DIRECT OR INDIRECT BASIS FOR THE DEVELOPMENT, MANUFACTURE, OR SALE OF PROCESSES OR PRODUCTS WITHOUT THE EXPRESSED WRITTEN CONSENT OF TESLA MOTORS.

PROJECT NAME:	2013 Model S Wiring: LHD	PHASE:	SOP
SHEET NAME:	"Cabin" Fusebox 1 Layout		
ITEM NO:	1004573-00-E	REVISION:	12
		DATE:	8/13/2014
DO NOT SCALE DRAWING			SHEET 44.2

Des. Function	Option
F28 Window Lift Motor, Right Rear	ALL
F29 Contactor Power	ALL
F30 Window Lift Motor, Right Front	ALL
F31 not connected	ALL
F32 Door Controls, Right Side	ALL
F33 not used	
F34 Cold Weather Package Group 2	CW01
F35 12V Accessory Outlet	ALL
F36 Air Suspension Control, Valves	ASC
F37 Window Lift Motor, Left Rear	ALL
F38 Driver's Seat Memory	ALL
F39 Window Lift Motor, Left Front	ALL
F40 Rear Door Handles	ALL
F41 Door Controls, Left Side	ALL
F42 Power Liftgate	PLG
F43 Perm. Power Sense, Brake Sw.	ALL
F44 Chargers, Charge Port	ALL
F45 Passive Entry, Horns	ALL
F46 Body Controls, Group 2	ALL
F47 Glove Box Light	ALL
F48 Body Controls, Group 1	ALL
F49 Instrument Cluster	ALL
F50 Siren, Intrusion/Tilt Sensor	SP01
F51 Center Display	ALL
F52 Rear Window Defrost Grid	ALL
F53 Battery Management System	ALL
F54 not used	ALL
F55 Left Front Seat Adjust Motor	ALL
F56 Right Front Seat Adjust Motor	ALL
F57 Cabin Fan	ALL
F58 not connected	
F59 not connected	
K3 12V Outlet Switch	ALL
K4 not connected	
K5 Rear Defrost Grid	ALL
K6 not connected	



Assembly AEES R65329-001-A (fuses and relays separate)

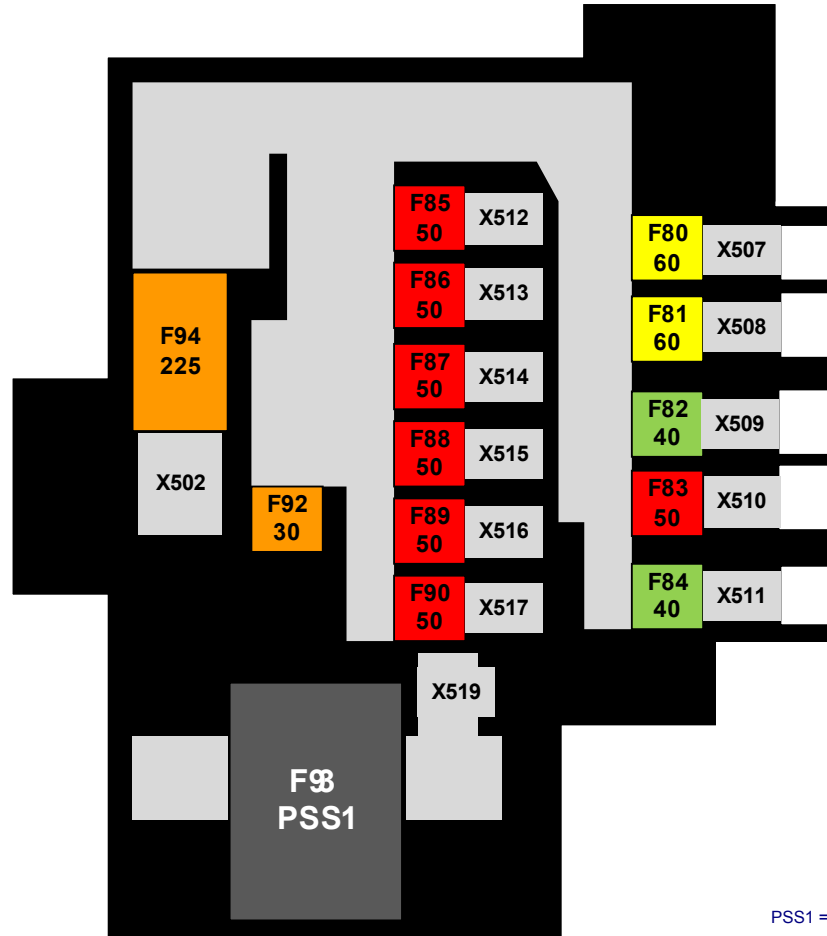



- 4-Module Top Cover  
AssemblyLocation: Tesla  
Y3
- 4-Module Bottom Cover  
AssemblyLocation: Yazaki  
Y4

THE INFORMATION CONTAINED HEREIN IS DEEMED TO BE CONFIDENTIAL, PROPRIETARY, AND A TRADE SECRET OF TESLA MOTORS. THIS INFORMATION MAY NOT BE USED, REPRODUCED, OR DISCLOSED AS THE DIRECT OR INDIRECT BASIS FOR THE DEVELOPMENT, MANUFACTURE, OR SALE OF PROCESSES OR PRODUCTS WITHOUT THE EXPRESSED WRITTEN CONSENT OF TESLA MOTORS.

PROJECT NAME: 2013 Model S Wiring: LHD	PHASE: SOP
SHEET NAME: "Cabin" Fusebox 2 Layout	
ITEM NO: 1004573-00-E	REVISION: 12
DATE: 5/13/2014	
DO NOT SCALE DRAWING	SHEET 44.2





Loc.	Description / Function	Type	Des.
F80	Power Steering	MIDI	X507
F81	Condenser Fans Master Fuse	MIDI	X508
F82	Air Suspension Compressor	MIDI	X509
F83	Jump Post	MIDI	X510
F84	ABS Motor	MIDI	X511
F85	Drive 12V Power Master Fuse	MIDI	X512
F86	ACC 12V Bus Master Fuse	MIDI	X513
F87	Permanent Power Group 1	MIDI	X514
F88	Permanent Power Group 2	MIDI	X515
F89	Permanent Power Group 3	MIDI	X516
F90	HVAC 12V Bus Master Fuse	MIDI	X517
F92	Contactor Power	MIDI	X503
F93	BDS: Contactor Power Cutoff	PSS1	X519
F94	Battery-DCDC Master Fuse	MEGA	X502

PSS1 = TPN 1004635-00-A

THE INFORMATION CONTAINED HEREIN IS DEEMED TO BE CONFIDENTIAL, PROPRIETARY, AND A TRADE SECRET OF TESLA MOTORS. THIS INFORMATION MAY NOT BE USED, REPRODUCED, OR DISCLOSED AS THE DIRECT OR INDIRECT BASIS FOR THE DEVELOPMENT, MANUFACTURE, OR SALE OF PROCESSES OR PRODUCTS WITHOUT THE EXPRESSED WRITTEN CONSENT OF TESLA MOTORS.

PROJECT NAME: 2013 Model S Wiring: LHD		PHASE: SOP
SHEET NAME: Battery-Mounted Fusebox Layout		
ITEM NO. 1004573-00-E	REVISION: 12	DATE: 5/13/2014
DO NOT SCALE		SHEET 44.4