

Section	DESCRIPTION
1	Table of Contents and Legend
2	Change History
3	Audio System Wiring (all options)
5	Antenna connections
6	Infotainment non-Antenna connections
7	MCU/Infotainment vehicle interfaces
8	Security, Passive Entry, Horns
9	Chassis - Stability and ABS, park brake
10	Chassis - Power Steering and Steering wheel controls
11	Chassis - Air suspension system
12	Body - Door / Window Controls, Left Side
14	Body - Door / Window Controls, Right Side
16	Powertrain - HV Battery and Chargers
17	Body - Exterior Lights, Front
18	Body - Exterior Lights, Rear, including Tailgate
19	Body - Front Cargo Hatch
20	Body - Rear Cargo Hatch / Power Liftgate
21	HVAC - Foundation, Controller, Sensors, Valves, Pumps, Solenoids and Inlet Louvers
22	HVAC - Cabin Functions
24	Powertrain - HVIL and High Voltage architecture
25	Body - Wiper/Washer System
26	Passive Safety Restraints System
27	Body - Powered Sunroof
28	Powertrain - Drive Inverter, Accelerator Pedal
29	Body - LF Seat
30	Body - RF Seat
31	Body - Side and Rear-View Mirrors
32	Body - Interior Lighting
33	Parking System including Rear View
34	Advanced Safety - Blind Zone and Forward Camera, Front Radar
35	Chassis CAN Network
36	Body CAN Network
37	Body Fault-Tolerant CAN Network
38	PowerTrain CAN Network
39	Diagnostic Connections
40	12V Power Distribution
42	Ground Distribution
43	Layout and Function of Fuse/Relay Boxes

Table 1: Abbreviations

LF	Left Front	RR	Right Rear
RF	Right Front	MF	Middle Front
LR	Left Rear	-	-

Table 2: Multi-way Connector Designators

LFDHC	LF Door Harness Connector	CCHC	Center Console Harness Connector
LIRDHC	LR Door Harness Connector	IPHCLR	Instrument Panel Harness Connector (Left/Right)
RFDHC	RF Door Harness Connector	RSFHC	Rear Subframe harness connector
RRDHC	RR Door Harness Connector	WRN%	WW=wire-to-wire %/from-to designator
GHHC	TailGate Harness Connector	-	-

Table 3: Harness Designators

A	Body Harness, Left Floor	N	Front Harness, Right Side
B	Body Harness, Right Floor	P	Front Passenger (RF) Door Harness
C	Center Console	Q	Front Harness, Left side
D	Driver (LF) Door Harness	R	LR Door Harness
E	Sunroof Subsystem Harness	S	RR Door Harness
F	Front Bumper Harness	T	Tailgate Harness - Right
G	Rear Bumper Harness	U	Tailgate Harness - Left
H	High Voltage Wiring (for reference only)	V	HVAC Unit Subharness (part of assembly)
J	Instrument Panel (Dashboard) Harness	W	Steering Wheel Harness (from Clockspring out)
K	Headliner	X	Rear subframe subharness
L	Front End Module	Y	tbd
M	Main Harness, Lower IP and Front Trunk area	Z	Single Cables - Each circuit is a separate assembly

Table 4: Wire Color Designators

BK	Black	LB	Light Blue	RD	Red	NA	coax-center
BR	Brown	LG	Light Green	TN	Tan	SH	coax-shield
DB	Dark Blue	OR	Orange	WT	White	-	-
DG	Dark Green	PK	Pink	YL	Yellow	-	-
GY	Gray	VT	Violet (Purple)	-	-	-	-

Striped wires are indicated by base-color code "*" then stripe color code. "BR-BK" indicates a brown wire with a black stripe.

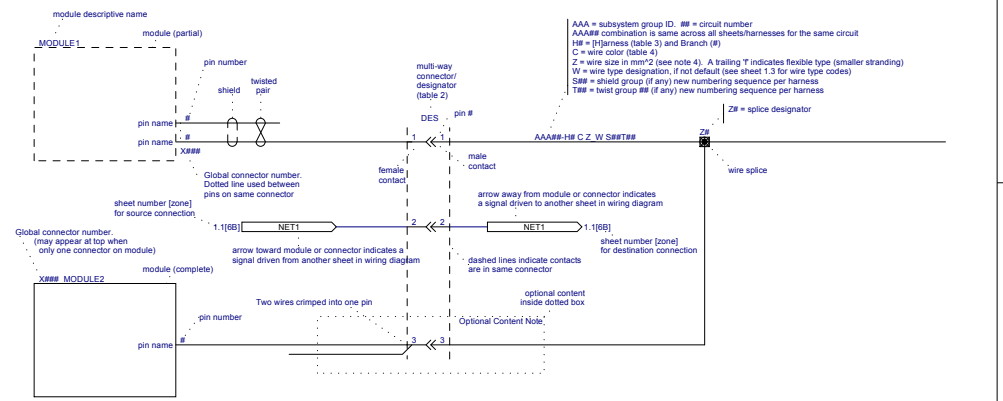
Table 5: Wire Type Designators

TWP	SAE J128 TWP - thin-wall 105C rated	TXL	SAE J128 TXL - thin-wall 125C rated
STX	SAE J127 STX - thin-wall 125C rated	SGX	SAE J127 SGX - general purpose 125C rated
J	flexible type (add to any type) = small strand	RFXFA	SAE J128 TXL-F thin-wall high-flex 125C rated
CAVS	JASO D-611 CAVS specification wire, 85C	-	-

- General Notes:
- 1) Switches (Relays) are shown in their inactive (de-energized) state.
 - 2) Splices may be split across pages for visual clarity with respect to the function displayed on the particular page.
 - 3) Some connectors are split across multiple pages for clarity. There is no overall reference in this document for the signals routed to a specific connector.
 - 4) Wire sizes are specified in mm² cross-sectional area (CSA) per SAE 1127/8.

Size Shown	Wire Specification Usage	Size Shown	Wire Specification Usage
0.22	SAE 0.22 / 24AWG	5.0	SAE 5.0 / 10AWG
0.35	SAE 0.35 / 22AWG	8.0	SAE 8.0 / 8AWG
0.5	SAE 0.5 / 20 AWG	13.0	SAE 13.0 / 6AWG
0.75	SAE 0.8 / 18AWG	20.0	SAE 19.0 / 4AWG
1.0	SAE 1.0 / 16AWG	32.0	SAE 32.0 / 2AWG
2.0	SAE 2.0 / 14AWG	40.0	SAE 40.0 / 1AWG
3.0	SAE 3.0 / 12AWG	60.0	SAE 60.0 / 10AWG
 - 5) Wire specification: 60V, thin-wall PVC (SAE TWP type or equivalent), unless otherwise specified in wire label. Default wire type to be rated 60VDC/25VAC and -40C to 105C operating temperature. See sheet 43 for further details and to correlate specific cabling types to harness application. Twisted pairs may be manufactured of above wire by harness manufacturer.

P=30mm ±5mm for CSA=1.0
P=60mm ±5mm for CSA=1.0
PRMT PARAM Wire Type Designator TWP
 - 6) Unless otherwise specified, terminal plating is to be Tin or Pre-Tin.
 - 7) For connectors with multiple instances of the same wire color in a similar or the same size, the terminal may not be inserted into the exact cavity specified. This applies only to joint connectors in the GR## range or XT00-XT99 range, where the wires are connected together internally by the joint connector.
 - 8) Inline connector gender specification is based on the terminal type. Inline connectors with "M" suffix have male, tab or pin terminals. Inline connectors with "F" suffix have female, receptacle or socket terminals.



AAA = subsystem group ID, ## = circuit number
 AAA## combination is same across all sheets/harnesses for the same circuit
 H# = [Harness (table 3) and Branch (4)]
 C = wire color (table 4)
 Z = wire size in mm² (see note 4). A trailing "F" indicates flexible type (smaller stranding)
 W = wire type designation, if not default (see sheet 1.3 for wire type codes)
 S#M# = shield group (if any) new numbering sequence per harness
 T## = test group ## (if any) new numbering sequence per harness

Z# = splice designator

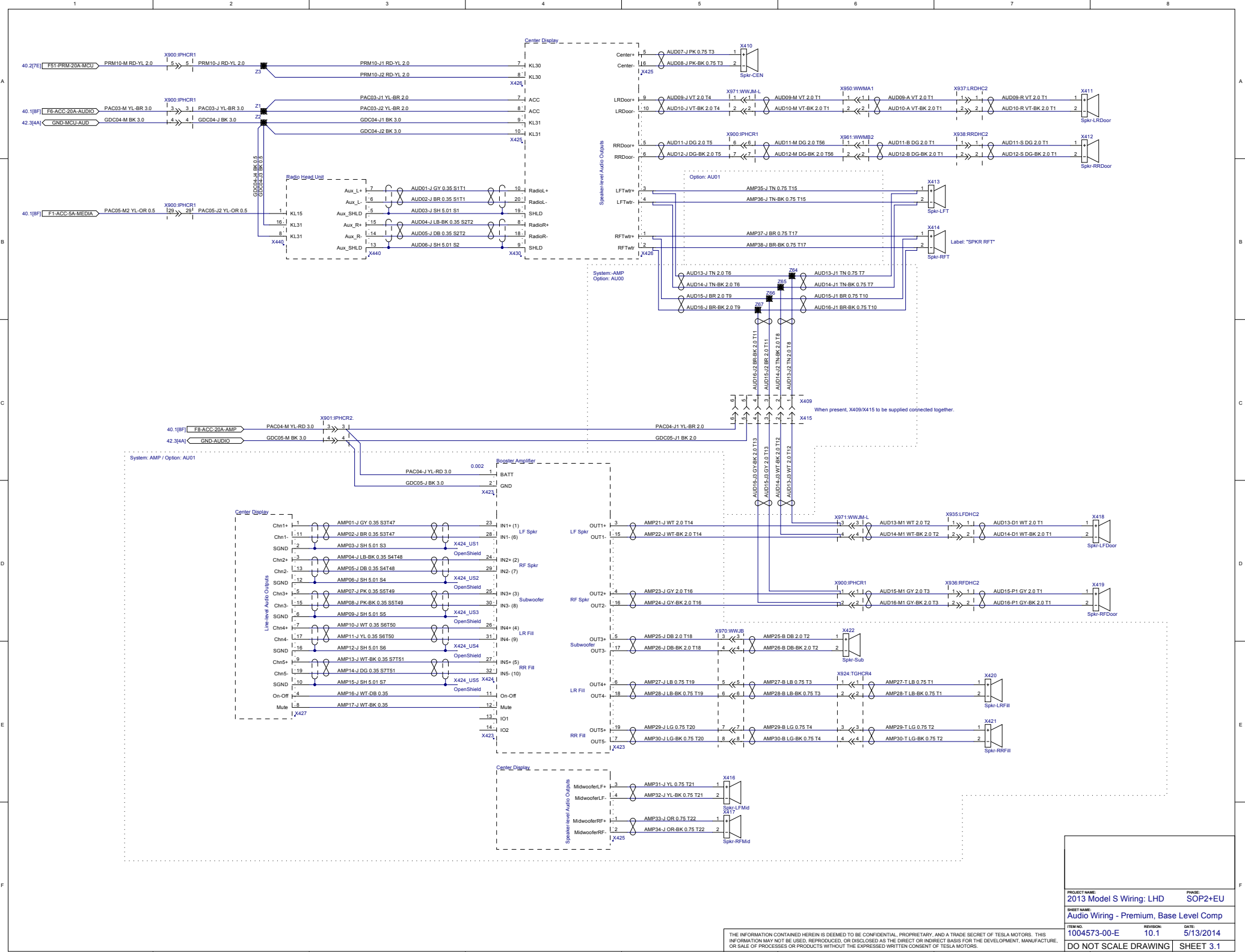
Global connector number. Dotted line used between pins on same connector

Global connector number. (may appear at top when only one connector on module)

Two wires crimped into one pin

Optional Content Note.

PROJECT NAME:		PHASE:	
2013 Model S Wiring: LHD		SOP2+EU	
SHEET NAME:			
Table of Contents			
ITEM NO:	REVISION:	DATE:	
1004573-00-E	10.1	12/24/2014	
DO NOT SCALE DRAWING			SHEET 1.1



PROJECT NAME: 2013 Model S Wiring: LHD	PHASE: SOP2+EU
SHEET NAME: Audio Wiring - Premium, Base Level Comp	
ITEM NO: 1004573-00-E	REVISION: 10.1
	DATE: 5/13/2014
DO NOT SCALE DRAWING SHEET 3.1	

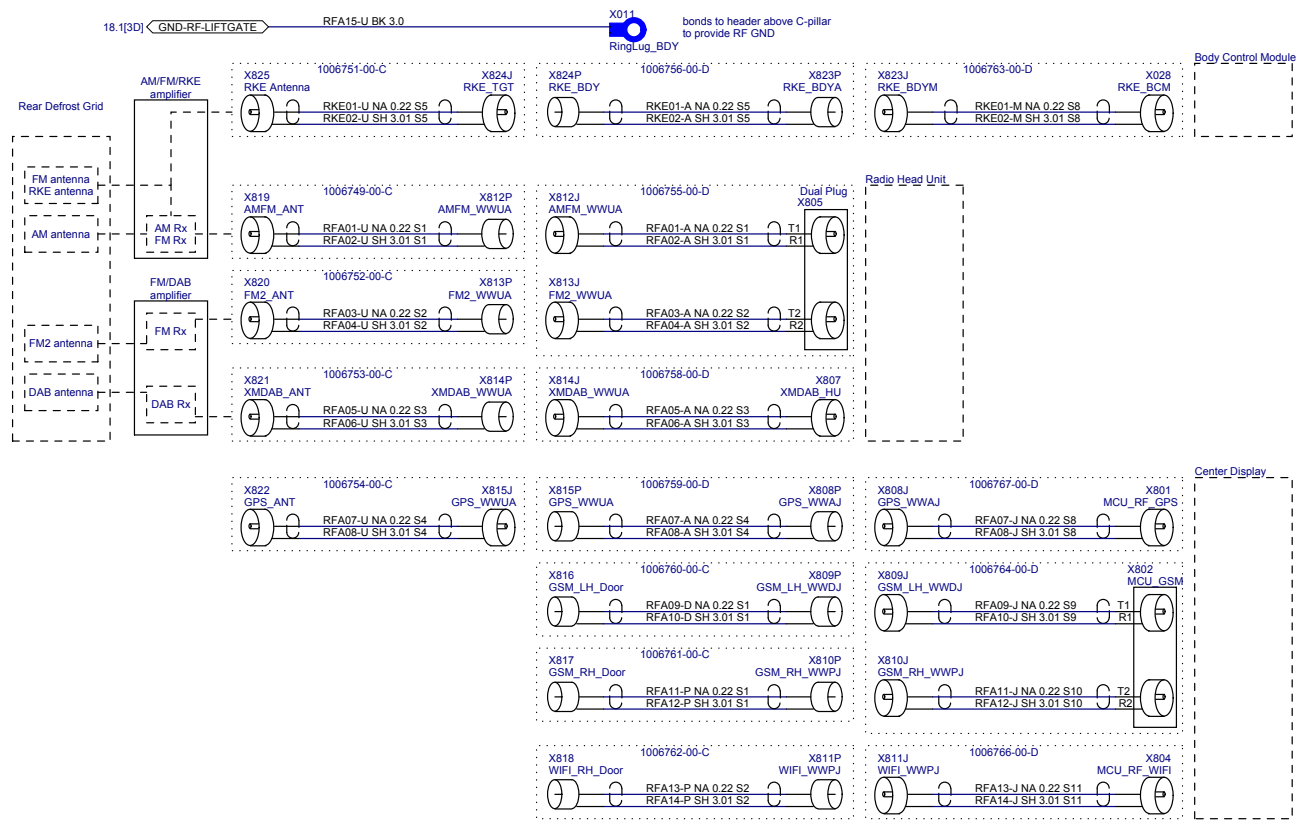
THE INFORMATION CONTAINED HEREIN IS DEEMED TO BE CONFIDENTIAL, PROPRIETARY, AND A TRADE SECRET OF TESLA MOTORS. THIS INFORMATION MAY NOT BE USED, REPRODUCED, OR DISCLOSED AS THE DIRECT OR INDIRECT BASIS FOR THE DEVELOPMENT, MANUFACTURE, OR SALE OF PROCESSES OR PRODUCTS WITHOUT THE EXPRESSED WRITTEN CONSENT OF TESLA MOTORS.

A

B

C

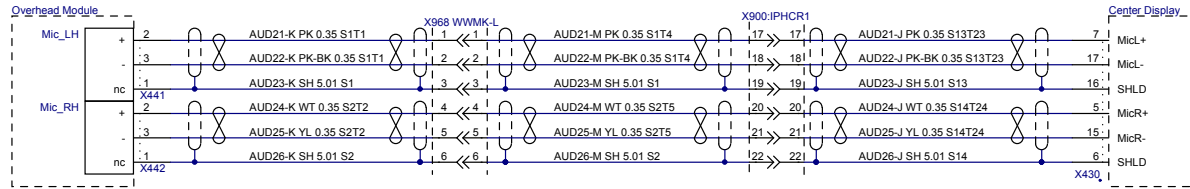
D



PROJECT NAME: 2013 Model S Wiring: LHD		PHASE: SOP2+EU
SHEET NAME: Antenna Connections		
ITEM NO: 1004573-00-E	REVISION: 10.1	DATE: 5/13/2014
DO NOT SCALE DRAWING		SHEET 5.1

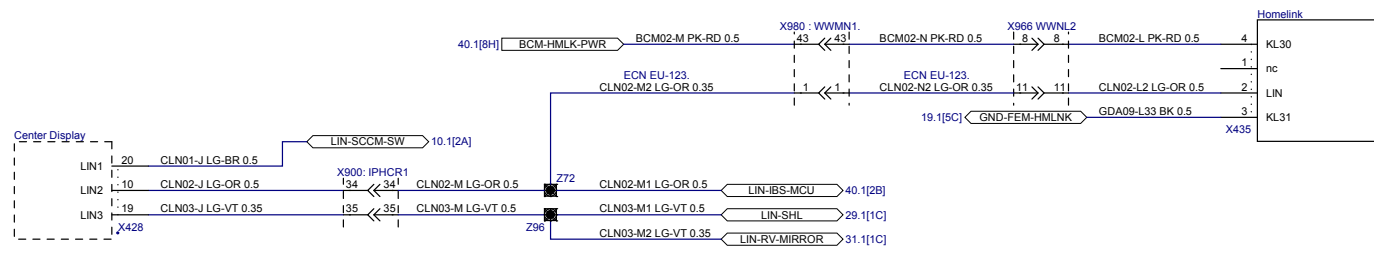
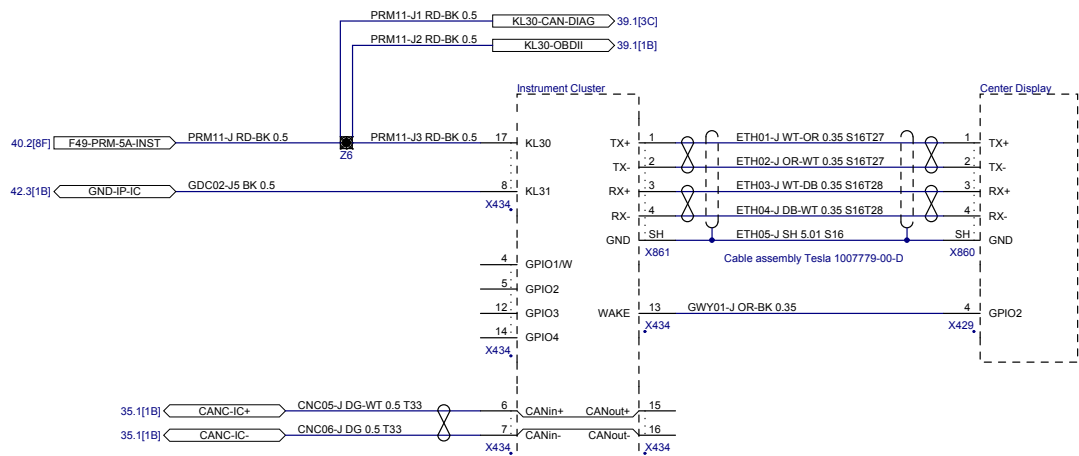
THE INFORMATION CONTAINED HEREIN IS DEEMED TO BE CONFIDENTIAL, PROPRIETARY, AND A TRADE SECRET OF TESLA MOTORS. THIS INFORMATION MAY NOT BE USED, REPRODUCED, OR DISCLOSED AS THE DIRECT OR INDIRECT BASIS FOR THE DEVELOPMENT, MANUFACTURE, OR SALE OF PROCESSES OR PRODUCTS WITHOUT THE EXPRESSED WRITTEN CONSENT OF TESLA MOTORS.

X430, X441, X442, X968 (1-6), X900 (17-21) UNSEALED shield terminations



PROJECT NAME: 2013 Model S Wiring: LHD		PHASE: SOP2+EU
SHEET NAME: Center Display - Microphone and USB		
ITEM NO: 1004573-00-E	REVISION: 10.1	DATE: 5/13/2014
DO NOT SCALE DRAWING		SHEET 6.1

THE INFORMATION CONTAINED HEREIN IS DEEMED TO BE CONFIDENTIAL, PROPRIETARY, AND A TRADE SECRET OF TESLA MOTORS. THIS INFORMATION MAY NOT BE USED, REPRODUCED, OR DISCLOSED AS THE DIRECT OR INDIRECT BASIS FOR THE DEVELOPMENT, MANUFACTURE, OR SALE OF PROCESSES OR PRODUCTS WITHOUT THE EXPRESSED WRITTEN CONSENT OF TESLA MOTORS.



PROJECT NAME: 2013 Model S Wiring: LHD	PHASE: SOP2+EU
SHEET NAME: Center Disp. - Inst. Cluster and LIN Interface	
ITEM NO: 1004573-00-E	REVISION: 10.1
DATE: 5/13/2014	
DO NOT SCALE DRAWING	SHEET 7.1

THE INFORMATION CONTAINED HEREIN IS DEEMED TO BE CONFIDENTIAL, PROPRIETARY, AND A TRADE SECRET OF TESLA MOTORS. THIS INFORMATION MAY NOT BE USED, REPRODUCED, OR DISCLOSED AS THE DIRECT OR INDIRECT BASIS FOR THE DEVELOPMENT, MANUFACTURE, OR SALE OF PROCESSES OR PRODUCTS WITHOUT THE EXPRESSED WRITTEN CONSENT OF TESLA MOTORS.

X023, X481, X482, X483, X902, X961 (9-11, 33-35) UNSEALED shield terminations
 X480, X484 SEALED shield terminations
 X302 UNSEALED shield terminations
 X488 SEALED shield terminations
 X332 UNSEALED shield terminations
 X489 SEALED shield terminations

A

B

C

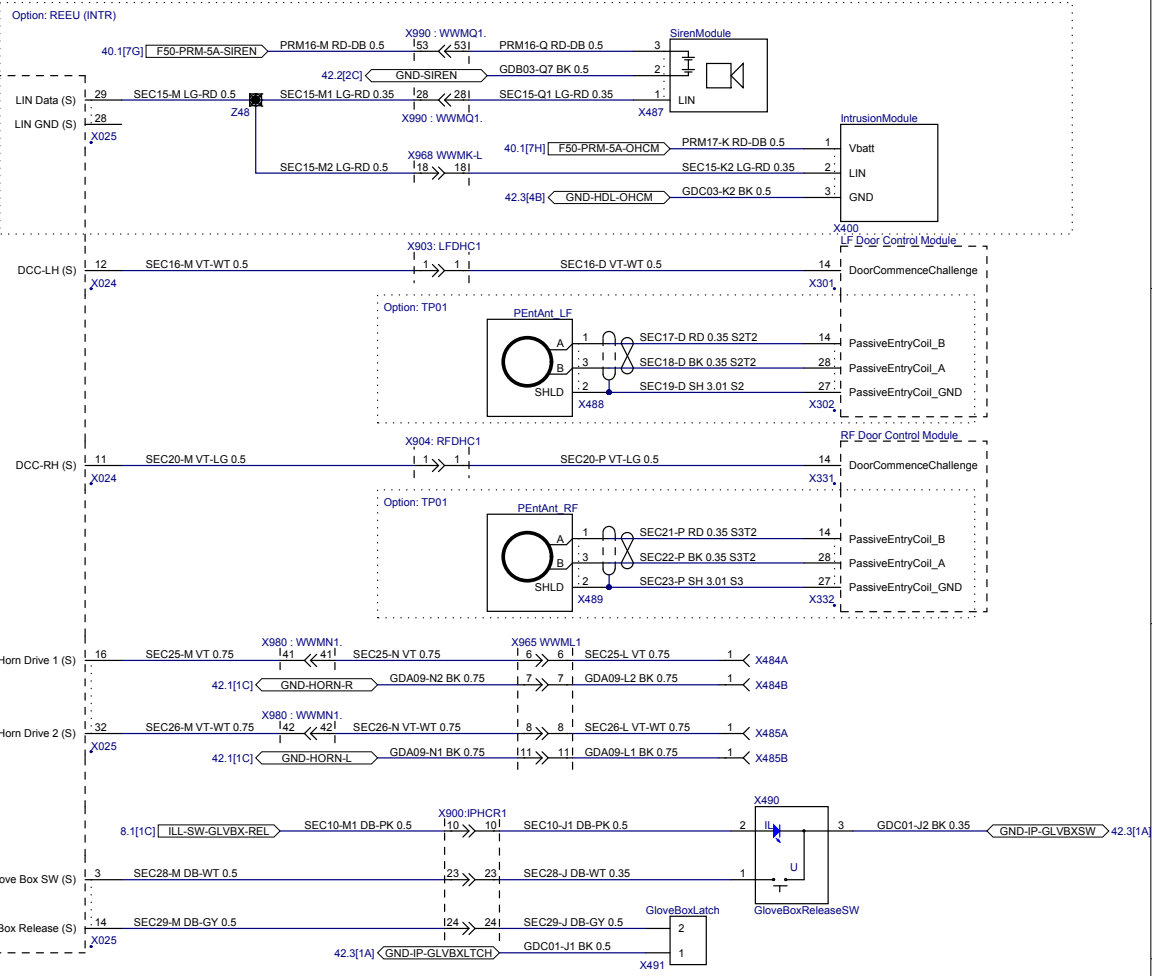
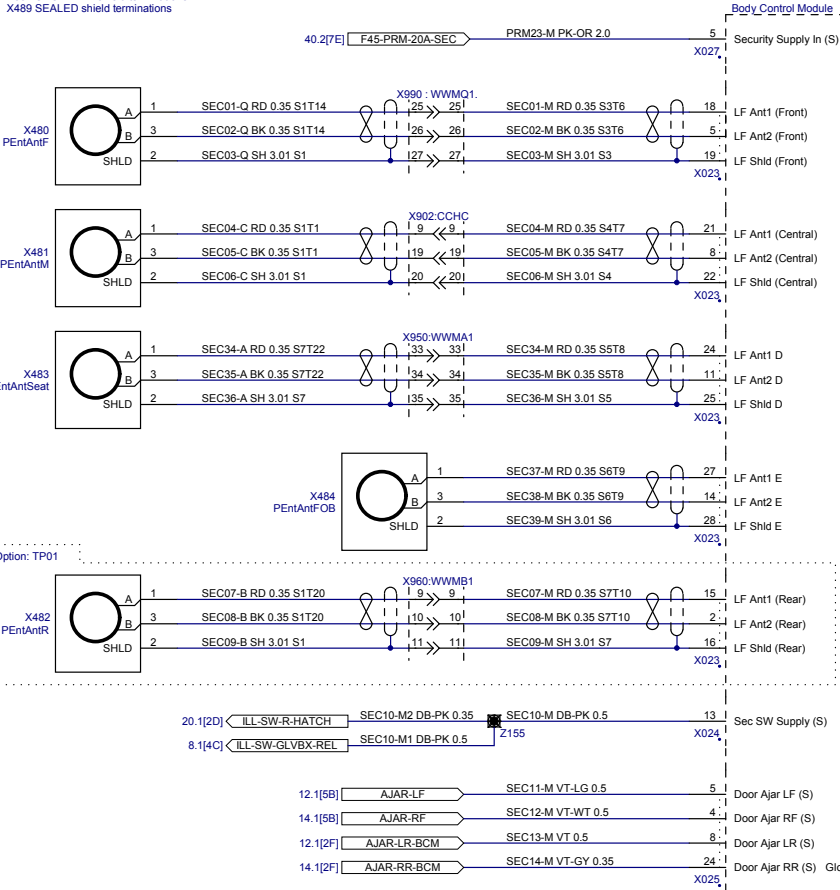
D

A

B

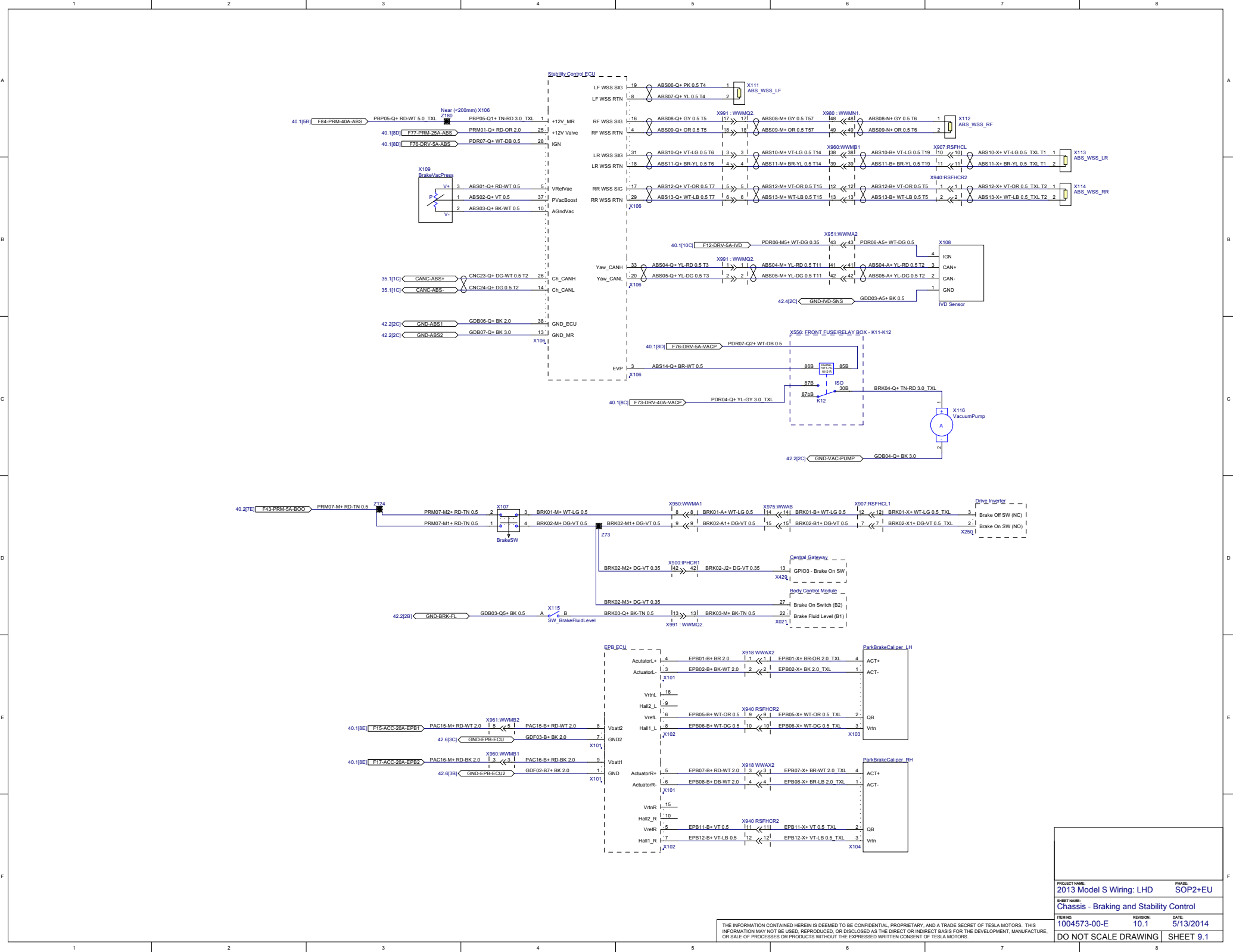
C

D



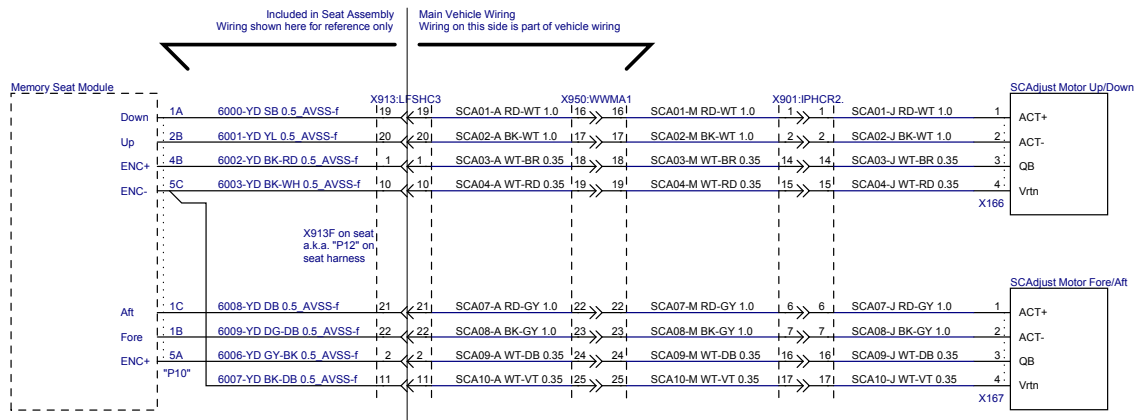
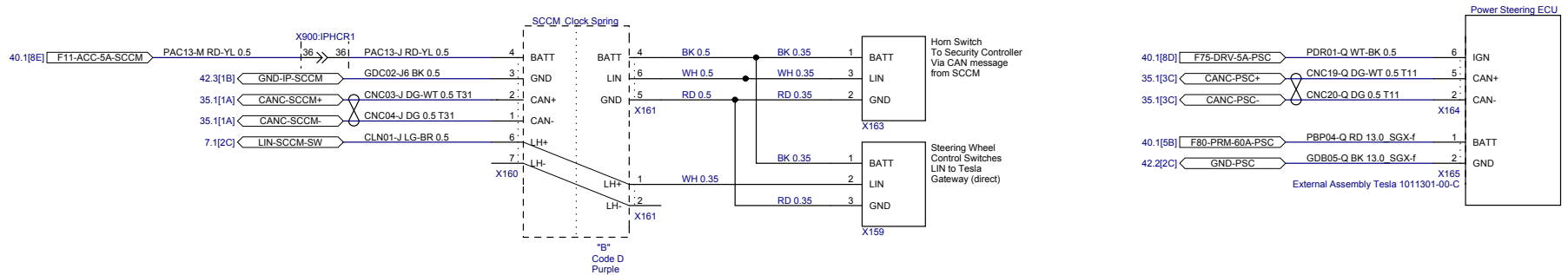
PROJECT NAME:	2013 Model S Wiring: LHD	PHASE:	SOP2+EU
SHEET NAME:	Security, Horns, Passive Entry		
ITEM NO:	1004573-00-E	REVISION:	10.1
		DATE:	5/13/2014
DO NOT SCALE DRAWING			SHEET 8.1

THE INFORMATION CONTAINED HEREIN IS DEEMED TO BE CONFIDENTIAL, PROPRIETARY, AND A TRADE SECRET OF TESLA MOTORS. THIS INFORMATION MAY NOT BE USED, REPRODUCED, OR DISCLOSED AS THE DIRECT OR INDIRECT BASIS FOR THE DEVELOPMENT, MANUFACTURE, OR SALE OF PROCESSES OR PRODUCTS WITHOUT THE EXPRESSED WRITTEN CONSENT OF TESLA MOTORS.



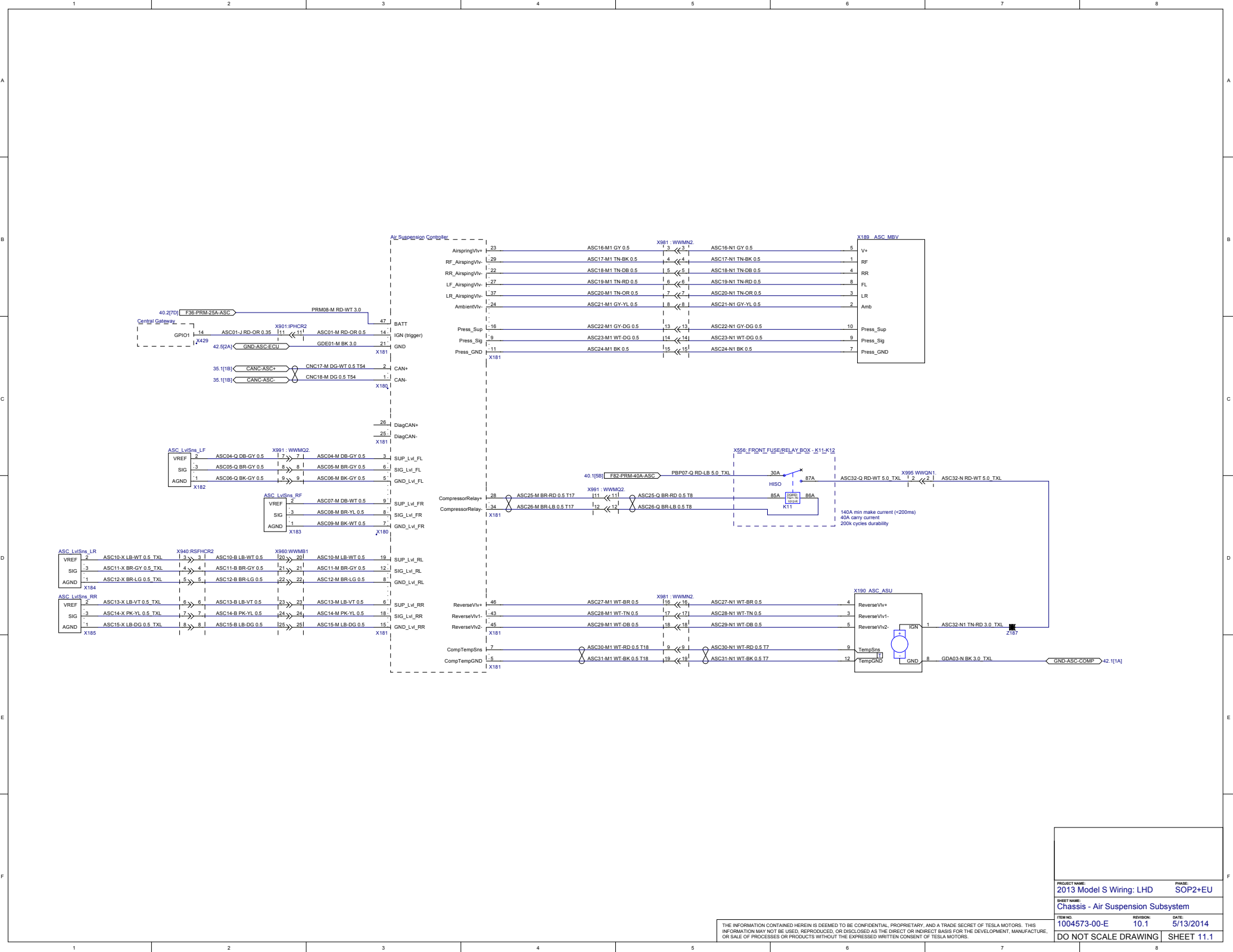
PROJECT NAME:	2013 Model S Wiring: LHD	PHASE:	SOP2+EU
SHEET NAME:	Chassis - Braking and Stability Control		
ITEM NO:	1004573-00-E	REVISION:	10.1
		DATE:	5/13/2014
DO NOT SCALE DRAWING			SHEET 9.1

THE INFORMATION CONTAINED HEREIN IS DEEMED TO BE CONFIDENTIAL, PROPRIETARY, AND A TRADE SECRET OF TESLA MOTORS. THIS INFORMATION MAY NOT BE USED, REPRODUCED, OR DISCLOSED AS THE DIRECT OR INDIRECT BASIS FOR THE DEVELOPMENT, MANUFACTURE, OR SALE OF PROCESSES OR PRODUCTS WITHOUT THE EXPRESSED WRITTEN CONSENT OF TESLA MOTORS.



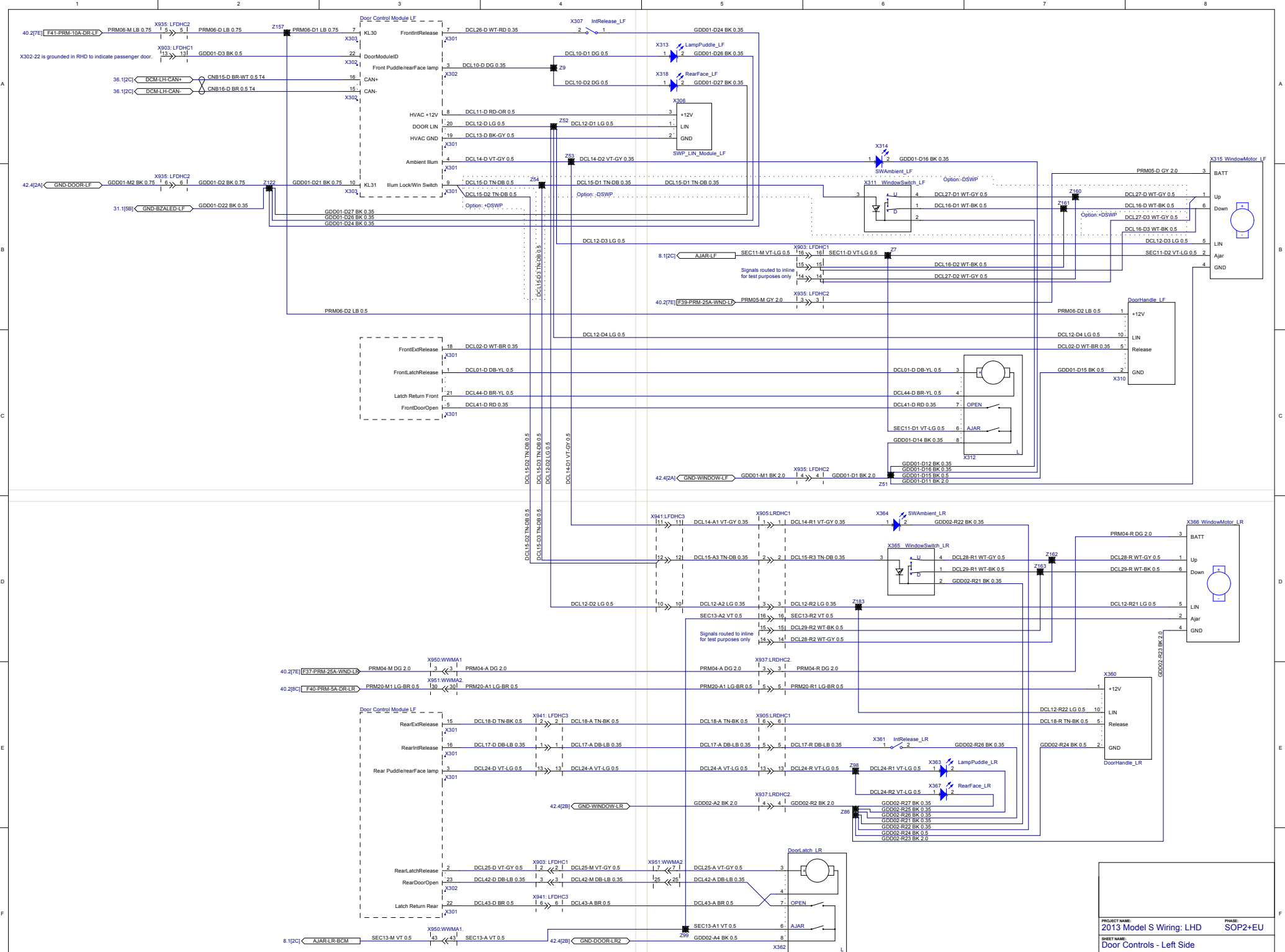
PROJECT NAME:	2013 Model S Wiring: LHD	PHASE:	SOP2+EU
SHEET NAME:	Steering Wheel Controls / Power Steering		
ITEM NO:	1004573-00-E	REVISION:	10.1
		DATE:	5/13/2014
DO NOT SCALE DRAWING			SHEET 10.1

THE INFORMATION CONTAINED HEREIN IS DEEMED TO BE CONFIDENTIAL, PROPRIETARY, AND A TRADE SECRET OF TESLA MOTORS. THIS INFORMATION MAY NOT BE USED, REPRODUCED, OR DISCLOSED AS THE DIRECT OR INDIRECT BASIS FOR THE DEVELOPMENT, MANUFACTURE, OR SALE OF PROCESSES OR PRODUCTS WITHOUT THE EXPRESSED WRITTEN CONSENT OF TESLA MOTORS.



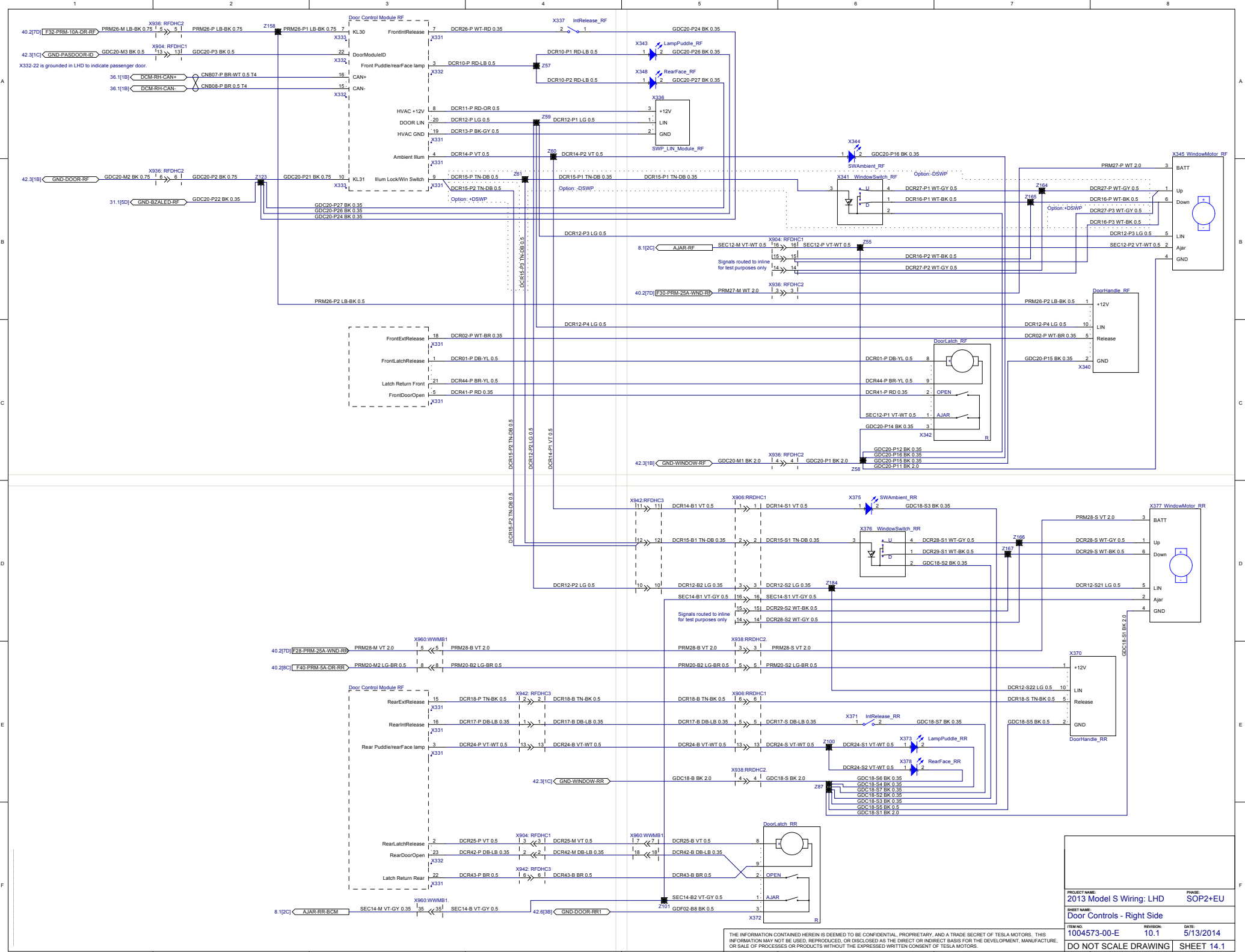
PROJECT NAME: 2013 Model S Wiring: LHD	PHASE: SOP2+EU
SHEET NAME: Chassis - Air Suspension Subsystem	
ITEM NO: 1004573-00-E	REVISION: 10.1
DATE: 5/13/2014	
DO NOT SCALE DRAWING	
SHEET 11.1	

THE INFORMATION CONTAINED HEREIN IS DEEMED TO BE CONFIDENTIAL, PROPRIETARY, AND A TRADE SECRET OF TESLA MOTORS. THIS INFORMATION MAY NOT BE USED, REPRODUCED, OR DISCLOSED AS THE DIRECT OR INDIRECT BASIS FOR THE DEVELOPMENT, MANUFACTURE, OR SALE OF PROCESSES OR PRODUCTS WITHOUT THE EXPRESSED WRITTEN CONSENT OF TESLA MOTORS.



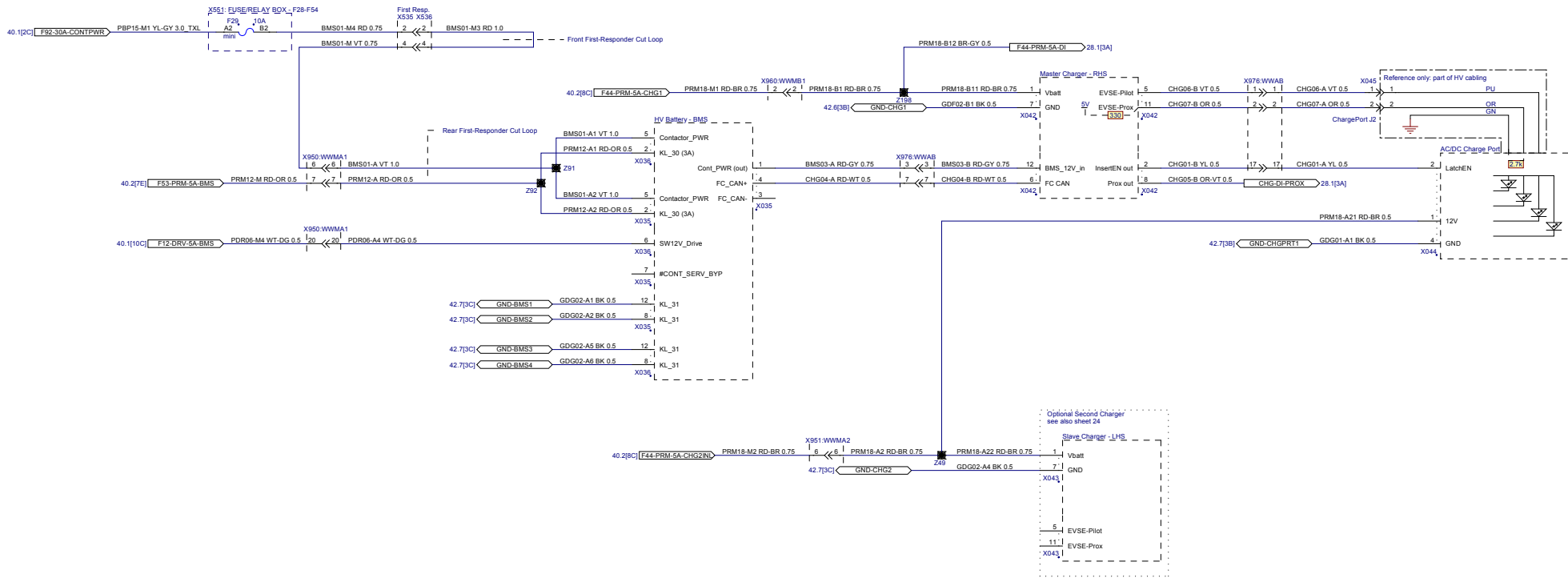
PROJECT NAME: 2013 Model S Wiring: LHD	PHASE: SOP2+EU
SHEET NAME: Door Controls - Left Side	REVISION: 10.1
ITEM NO: 1004573-00-E	DATE: 5/13/2014
DO NOT SCALE DRAWING SHEET 12.1	

THE INFORMATION CONTAINED HEREIN IS DEEMED TO BE CONFIDENTIAL, PROPRIETARY, AND A TRADE SECRET OF TESLA MOTORS. THIS INFORMATION MAY NOT BE USED, REPRODUCED, OR DISCLOSED AS THE DIRECT OR INDIRECT BASIS FOR THE DEVELOPMENT, MANUFACTURE, OR SALE OF PROCESSES OR PRODUCTS WITHOUT THE EXPRESSED WRITTEN CONSENT OF TESLA MOTORS.



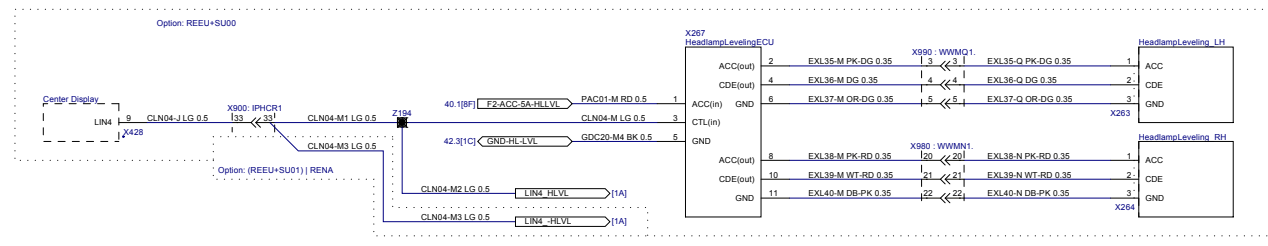
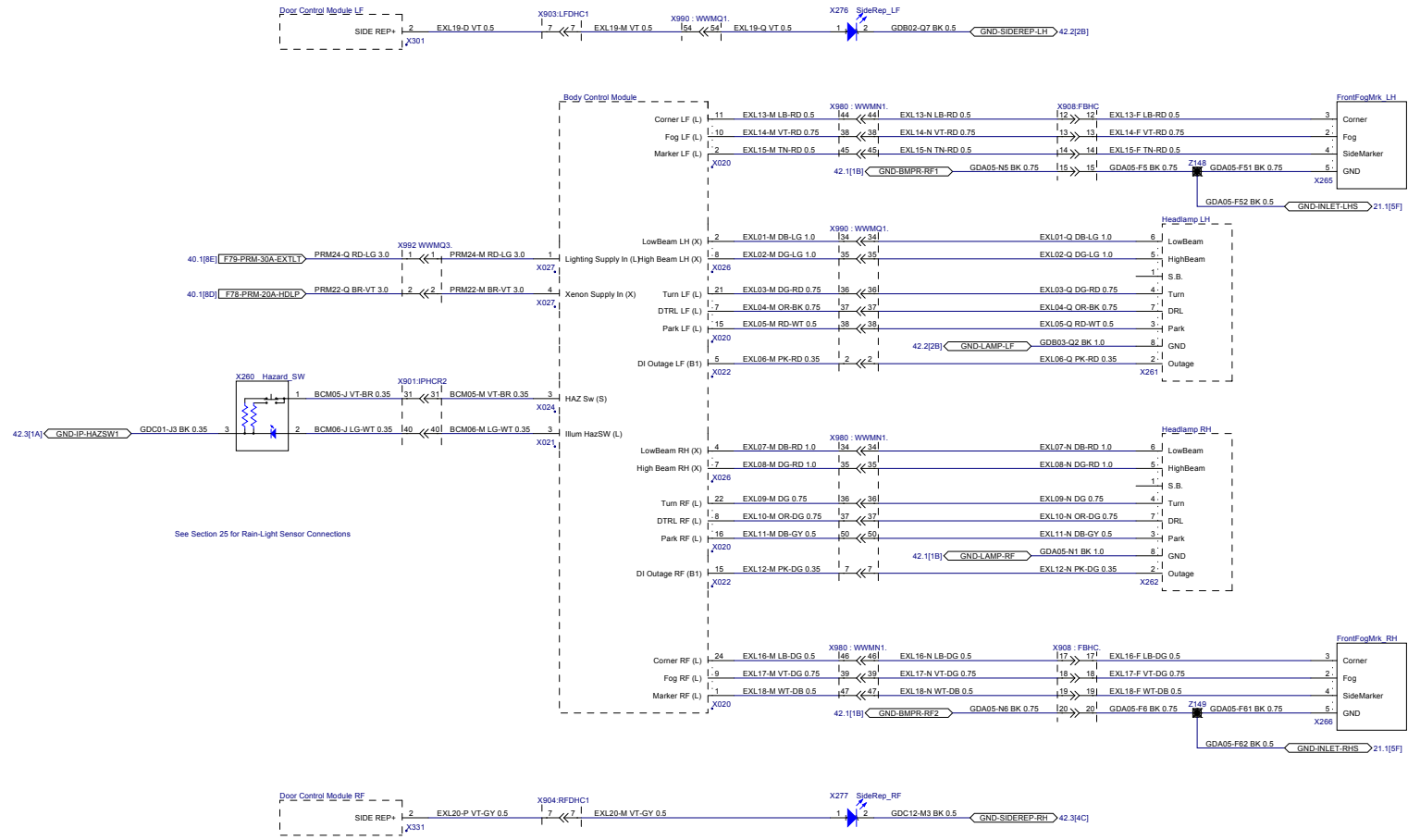
PROJECT NAME:	2013 Model S Wiring: LHD	PHASE:	SOP2+EU
SHEET NAME:	Door Controls - Right Side		
ITEM NO:	1004573-00-E	REVISION:	10.1
		DATE:	5/13/2014
DO NOT SCALE DRAWING		SHEET 14.1	

THE INFORMATION CONTAINED HEREIN IS DEEMED TO BE CONFIDENTIAL, PROPRIETARY, AND A TRADE SECRET OF TESLA MOTORS. THIS INFORMATION MAY NOT BE USED, REPRODUCED, OR DISCLOSED AS THE DIRECT OR INDIRECT BASIS FOR THE DEVELOPMENT, MANUFACTURE, OR SALE OF PROCESSES OR PRODUCTS WITHOUT THE EXPRESSED WRITTEN CONSENT OF TESLA MOTORS.



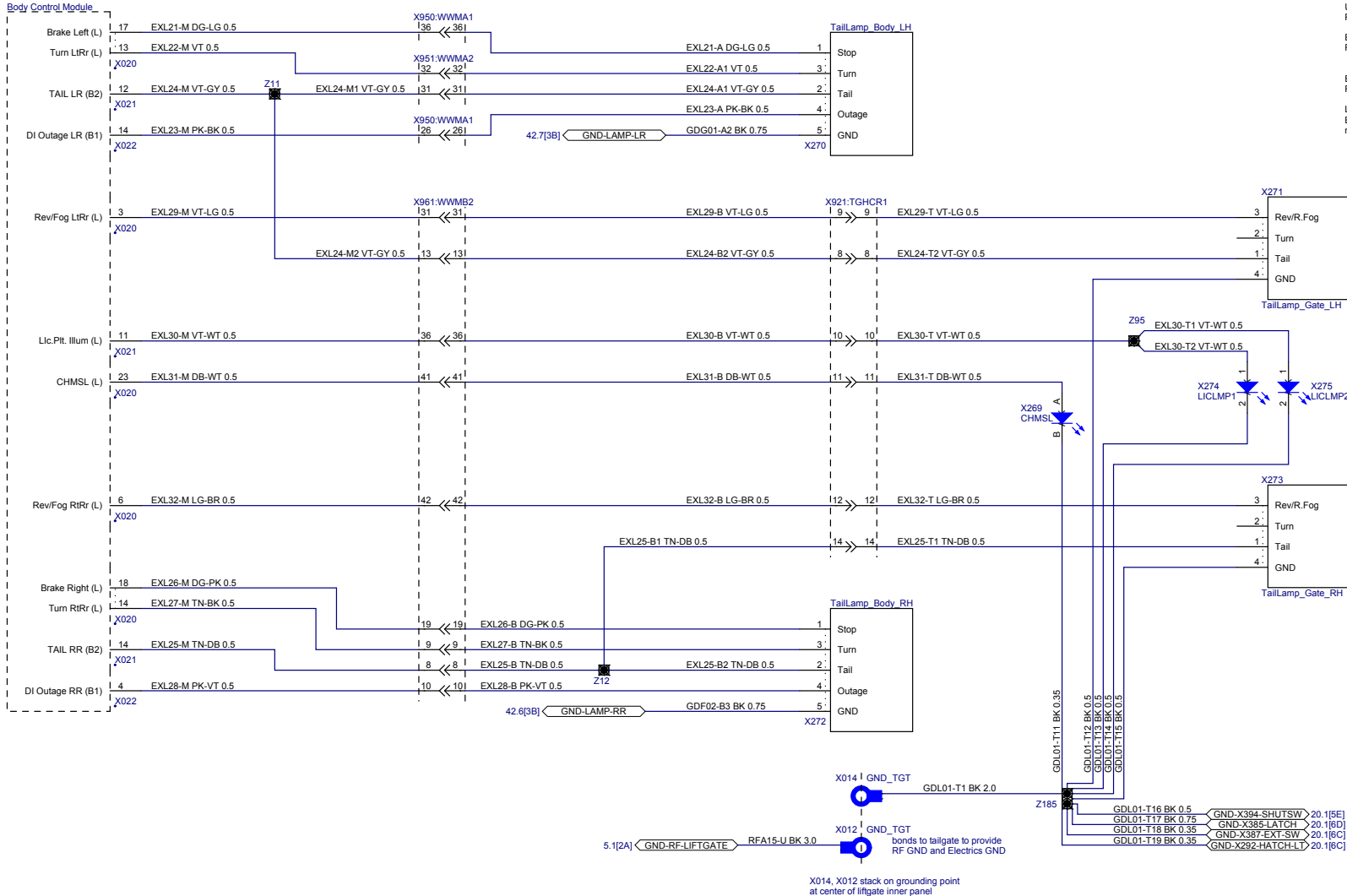
PROJECT NAME:	2013 Model S Wiring: LHD	PHASE:	SOP2+EU
SHEET NAME:	Energy System - Charger Logic Connections		
ITEM NO:	1004573-00-E	REVISION:	10.1
		DATE:	8/13/2014
DO NOT SCALE DRAWING		SHEET 16.1	

THE INFORMATION CONTAINED HEREIN IS DEEMED TO BE CONFIDENTIAL, PROPRIETARY, AND A TRADE SECRET OF TESLA MOTORS. THIS INFORMATION MAY NOT BE USED, REPRODUCED, OR DISCLOSED AS THE DIRECT OR INDIRECT BASIS FOR THE DEVELOPMENT, MANUFACTURE, OR SALE OF PROCESSES OR PRODUCTS WITHOUT THE EXPRESSED WRITTEN CONSENT OF TESLA MOTORS.



THE INFORMATION CONTAINED HEREIN IS DEEMED TO BE CONFIDENTIAL, PROPRIETARY, AND A TRADE SECRET OF TESLA MOTORS. THIS INFORMATION MAY NOT BE USED, REPRODUCED, OR DISCLOSED AS THE DIRECT OR INDIRECT BASIS FOR THE DEVELOPMENT, MANUFACTURE, OR SALE OF PROCESSES OR PRODUCTS WITHOUT THE EXPRESSED WRITTEN CONSENT OF TESLA MOTORS.

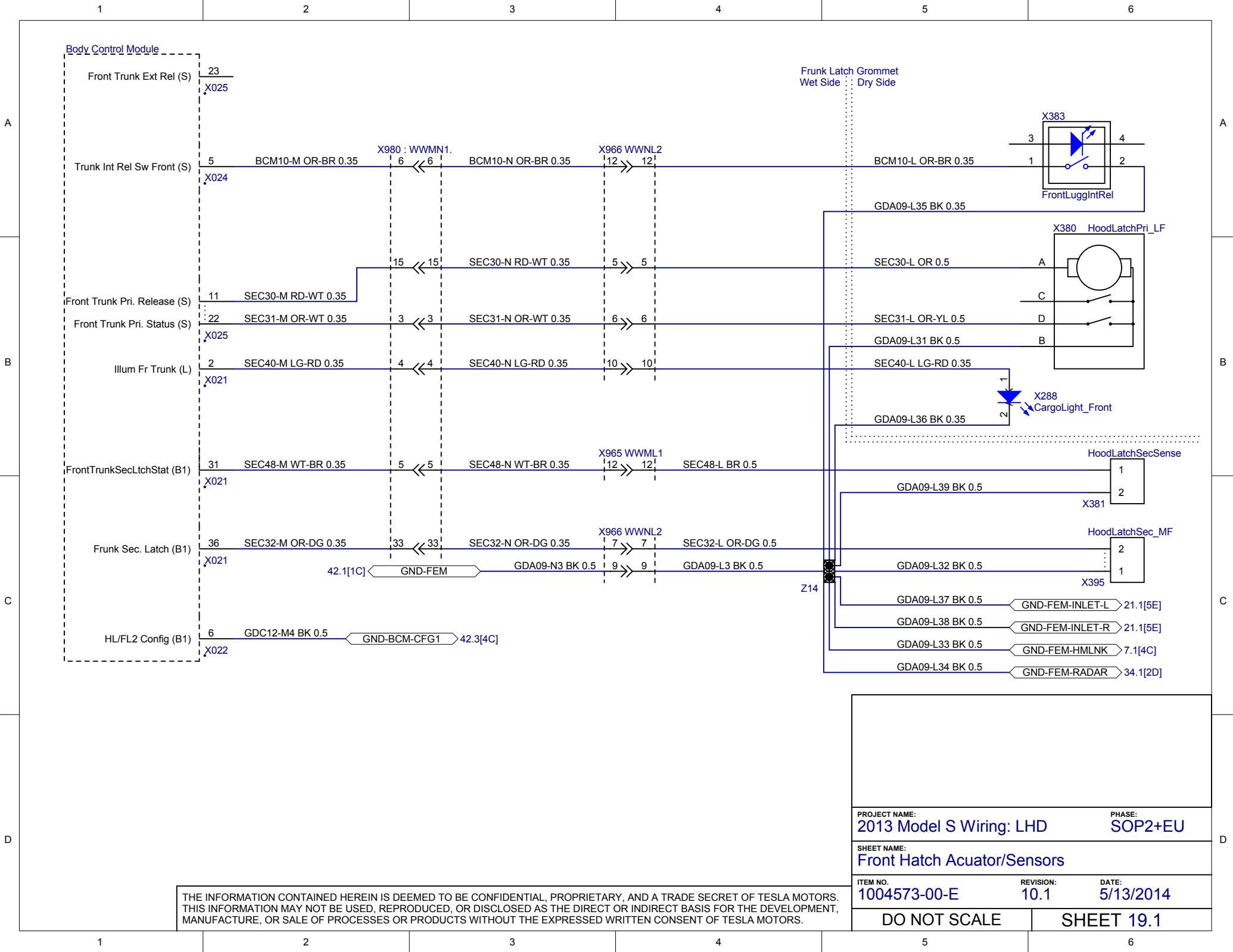
PROJECT NAME:	2013 Model S Wiring: LHD	PHASE:	SOP2+EU
SHEET NAME:	Exterior Illumination - Front		
ITEM NO:	1004573-00-E	REVISION:	10.1
		DATE:	5/13/2014
DO NOT SCALE DRAWING		SHEET 17.1	



Tailgate Lamp configurations:
 US (federal):
 Rev/R.Fog element is a reverse lamp on both left and right.
 EU, LHD
 Rev/R.Fog element is a reverse lamp on right, and fog lamp on left.
 EU, RHD
 Rev/R.Fog element is a reverse lamp on left, and fog lamp on right.
 Lamp configurations are controlled by lamp assembly.
 Body controls software manages the specific electrical behavior on a market basis.

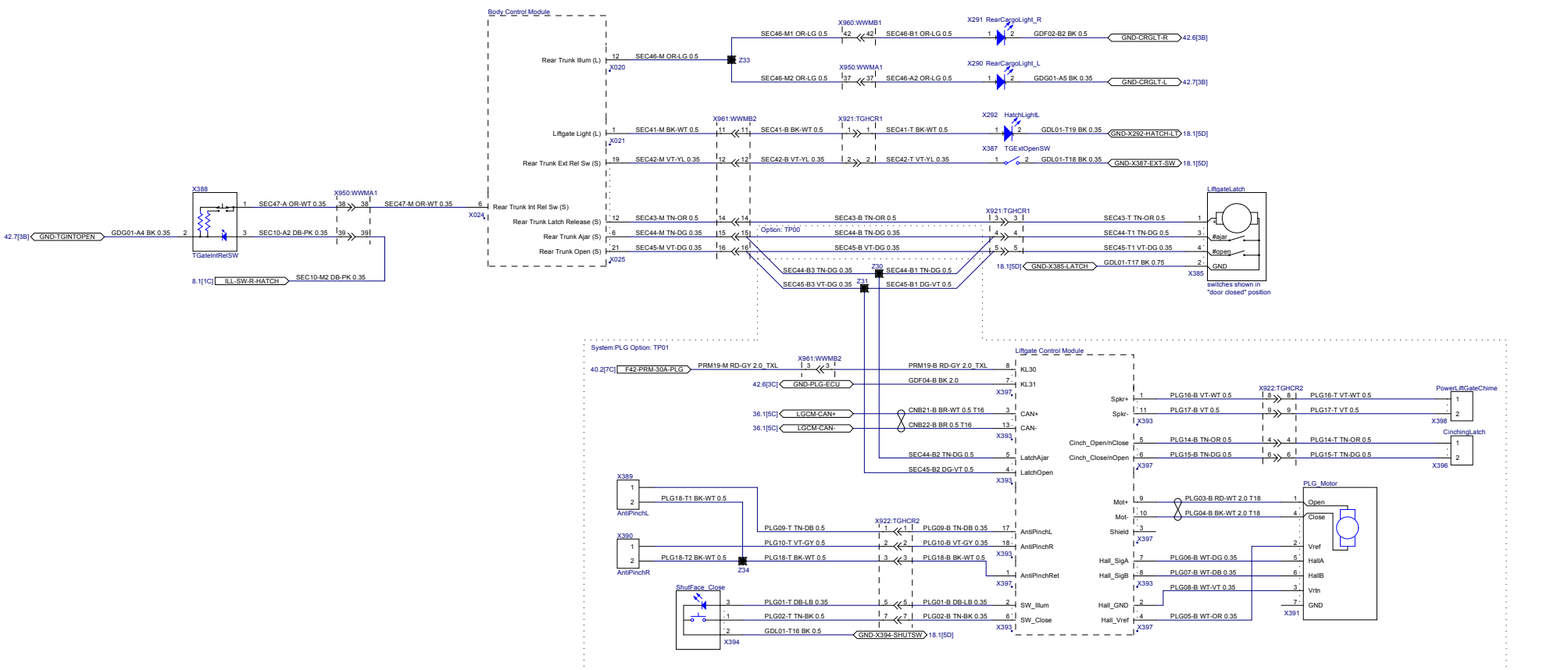
THE INFORMATION CONTAINED HEREIN IS DEEMED TO BE CONFIDENTIAL, PROPRIETARY, AND A TRADE SECRET OF TESLA MOTORS. THIS INFORMATION MAY NOT BE USED, REPRODUCED, OR DISCLOSED AS THE DIRECT OR INDIRECT BASIS FOR THE DEVELOPMENT, MANUFACTURE, OR SALE OF PROCESSES OR PRODUCTS WITHOUT THE EXPRESSED WRITTEN CONSENT OF TESLA MOTORS.

PROJECT NAME: 2013 Model S Wiring: LHD	PHASE: SOP2+EU
SHEET NAME: Exterior Illumination - Rear	
ITEM NO: 1004573-00-E	REVISION: 10.1
DATE: 5/13/2014	
DO NOT SCALE DRAWING	SHEET 18.1



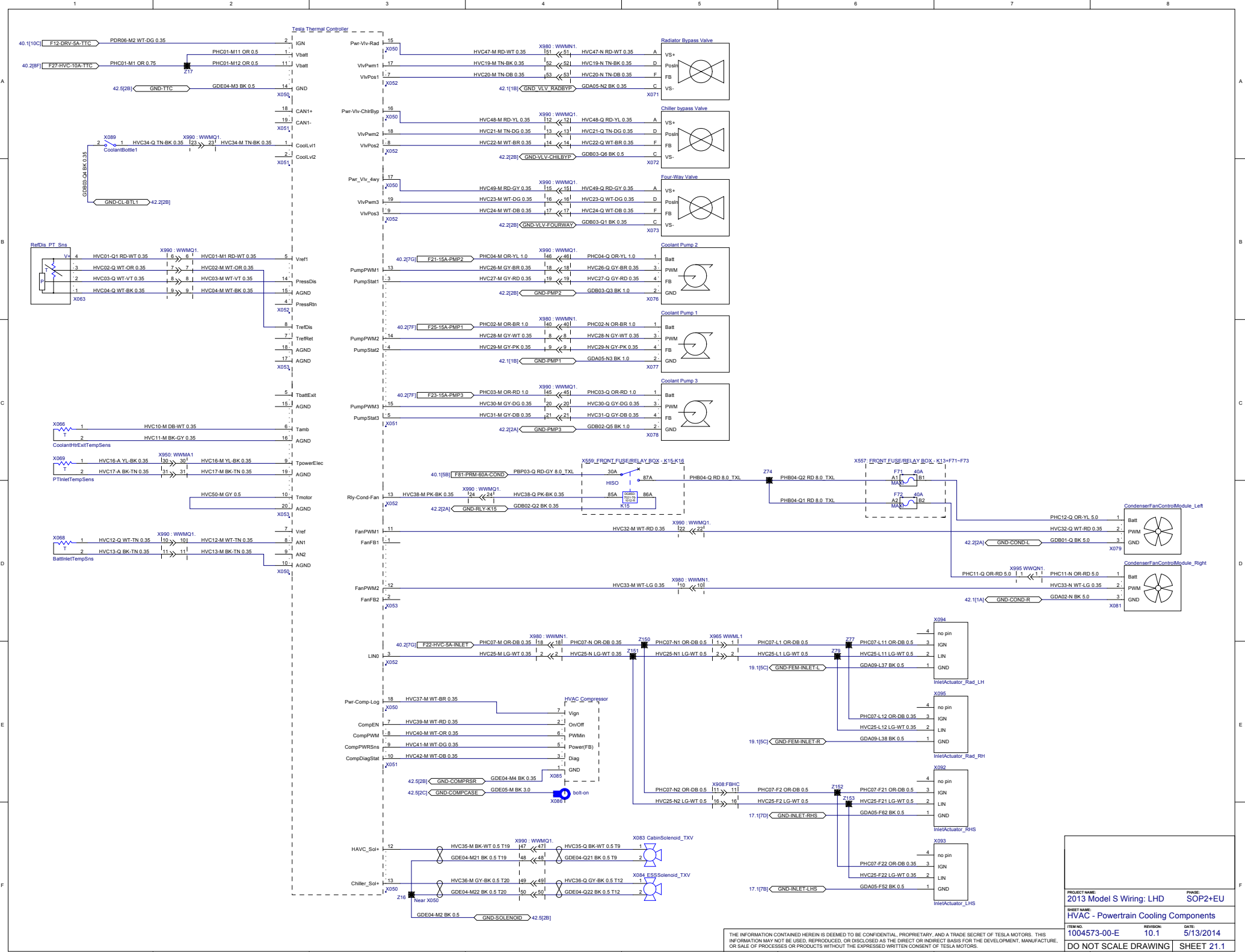
PROJECT NAME: 2013 Model S Wiring: LHD		PHASE: SOP2+EU
SHEET NAME: Front Hatch Actuator/Sensors		
ITEM NO. 1004573-00-E	REVISION: 10.1	DATE: 5/13/2014
DO NOT SCALE		SHEET 19.1

THE INFORMATION CONTAINED HEREIN IS DEEMED TO BE CONFIDENTIAL, PROPRIETARY, AND A TRADE SECRET OF TESLA MOTORS. THIS INFORMATION MAY NOT BE USED, REPRODUCED, OR DISCLOSED AS THE DIRECT OR INDIRECT BASIS FOR THE DEVELOPMENT, MANUFACTURE, OR SALE OF PROCESSES OR PRODUCTS WITHOUT THE EXPRESSED WRITTEN CONSENT OF TESLA MOTORS.



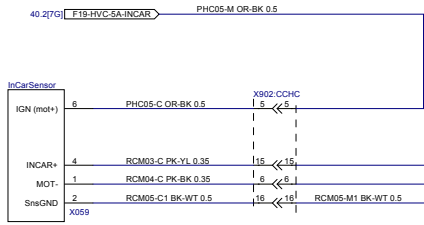
PROJECT NAME: 2013 Model S Wiring: LHD	PHASE: SOP2+EU
SHEET NAME: Rear Hatch Acuator/Sensors + Liftgate Opt.	
ITEM NO: 1004573-00-E	REVISION: 10.1
DATE: 5/13/2014	
DO NOT SCALE DRAWING SHEET 20.1	

THE INFORMATION CONTAINED HEREIN IS DEEMED TO BE CONFIDENTIAL, PROPRIETARY, AND A TRADE SECRET OF TESLA MOTORS. THIS INFORMATION MAY NOT BE USED, REPRODUCED, OR DISCLOSED AS THE DIRECT OR INDIRECT BASIS FOR THE DEVELOPMENT, MANUFACTURE, OR SALE OF PROCESSES OR PRODUCTS WITHOUT THE EXPRESSED WRITTEN CONSENT OF TESLA MOTORS.

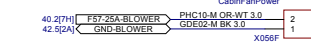
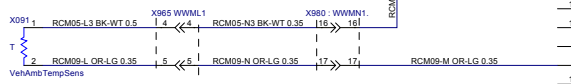


THE INFORMATION CONTAINED HEREIN IS DEEMED TO BE CONFIDENTIAL, PROPRIETARY, AND A TRADE SECRET OF TESLA MOTORS. THIS INFORMATION MAY NOT BE USED, REPRODUCED, OR DISCLOSED AS THE DIRECT OR INDIRECT BASIS FOR THE DEVELOPMENT, MANUFACTURE, OR SALE OF PROCESSES OR PRODUCTS WITHOUT THE EXPRESSED WRITTEN CONSENT OF TESLA MOTORS.

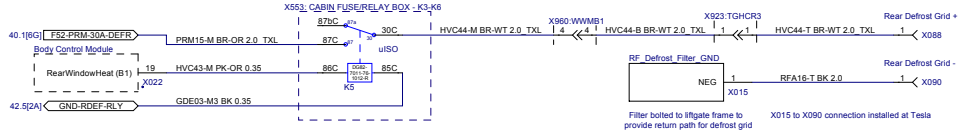
PROJECT NAME:	2013 Model S Wiring: LHD	PHASE:	SOP2+EU
SHEET NAME:	HVAC - Powertrain Cooling Components		
ITEM NO:	1004573-00-E	REVISION:	10.1
		DATE:	5/13/2014
DO NOT SCALE DRAWING		SHEET 21.1	



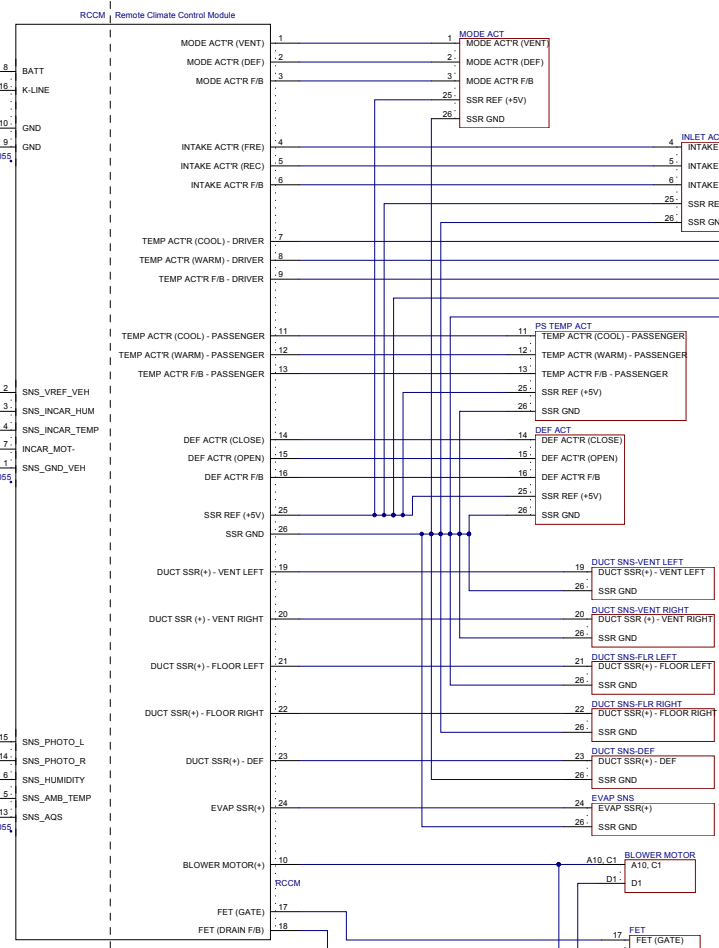
Delete Circuits RCM01, RCM02



WARNING: pin numbering not consistent at blower connection



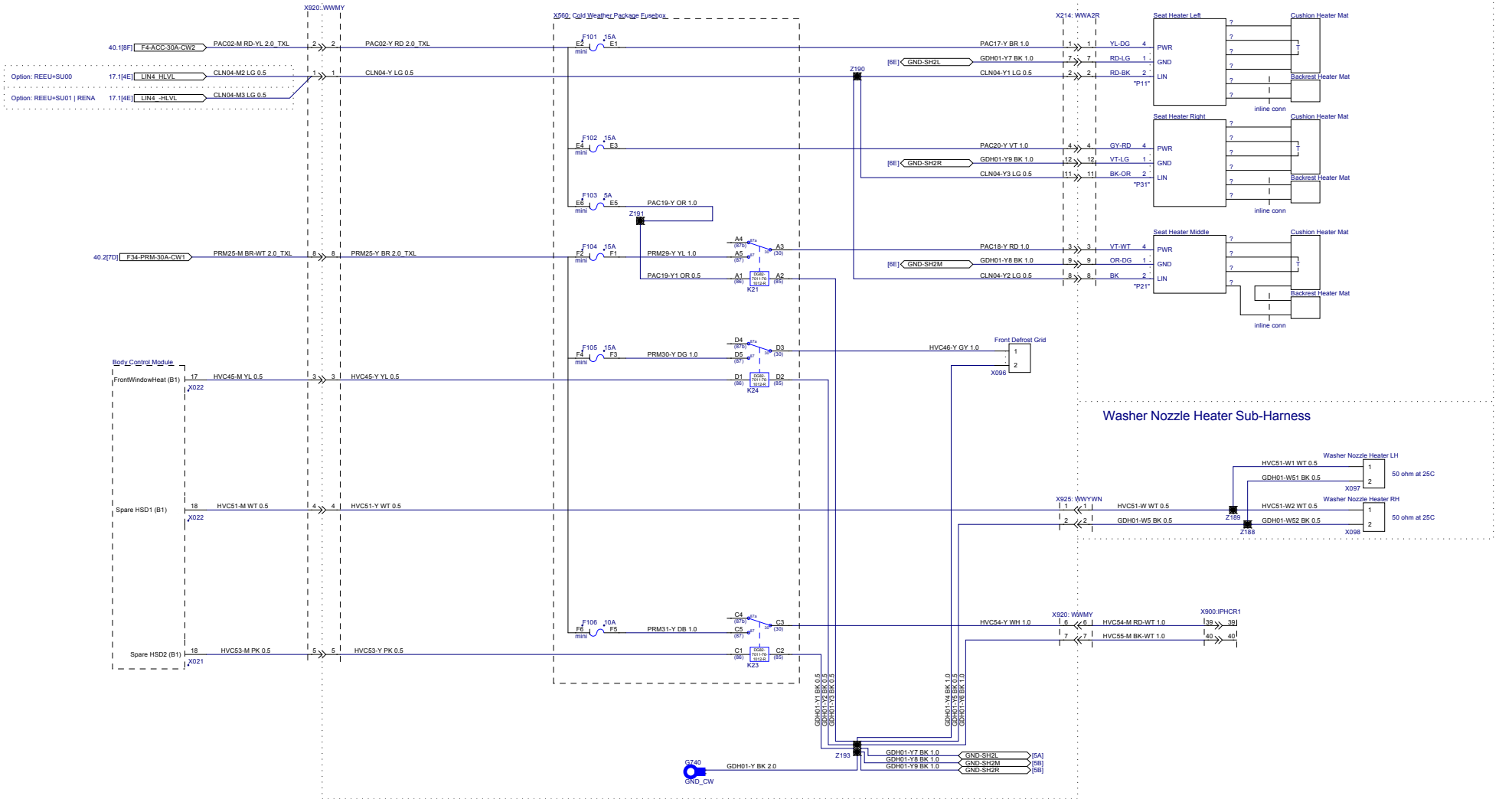
VEHICLE WIRING HVAC CASE INTERNAL WIRING



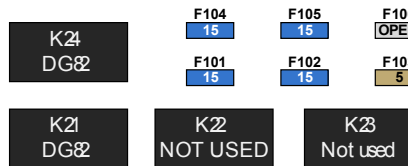
Cold-Weather Overlay Harness

Second Row Seat Sub-Harness

(responsibility of seat supplier, wiring shown for reference only)

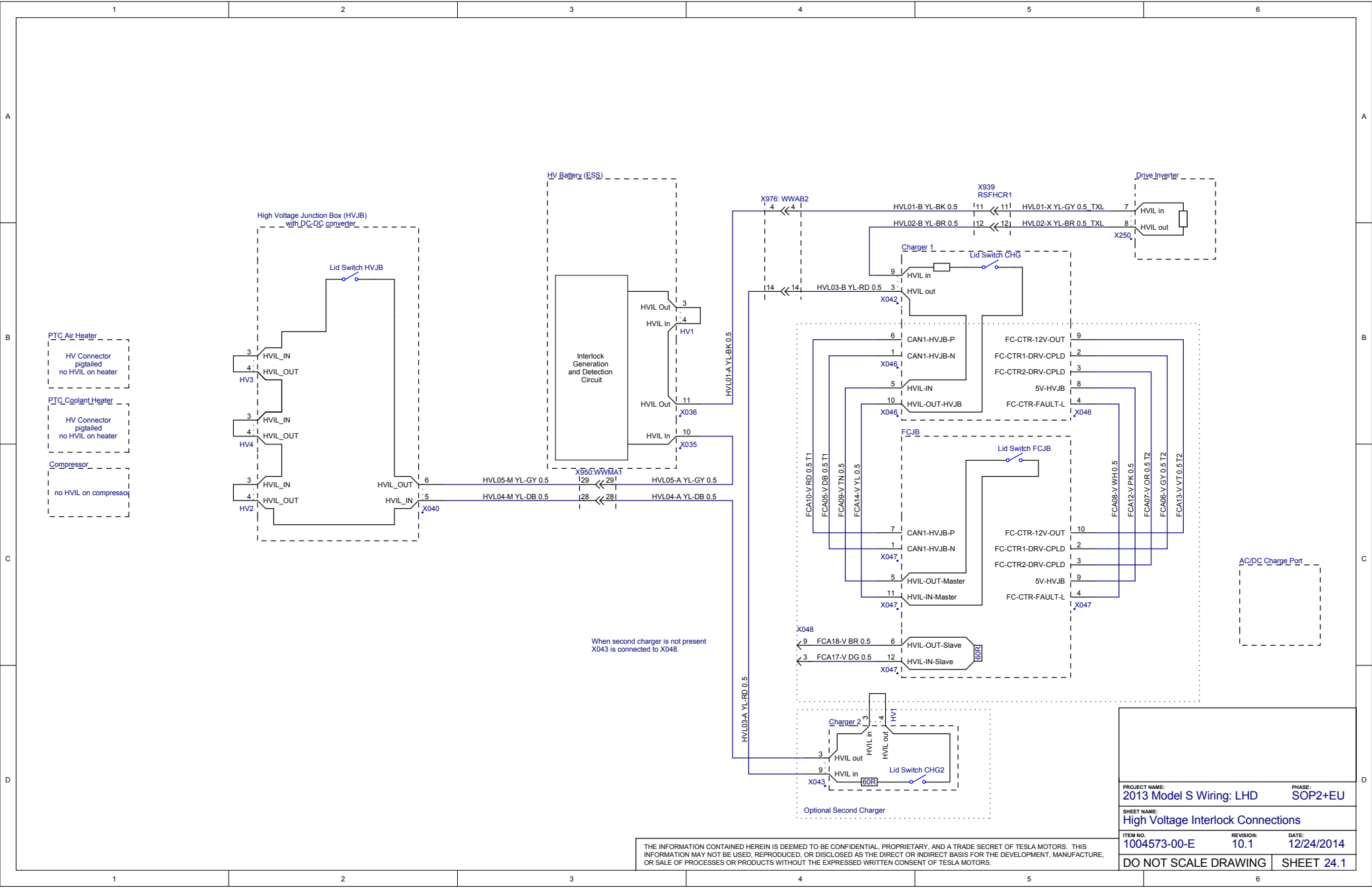


Fuse/relay loading



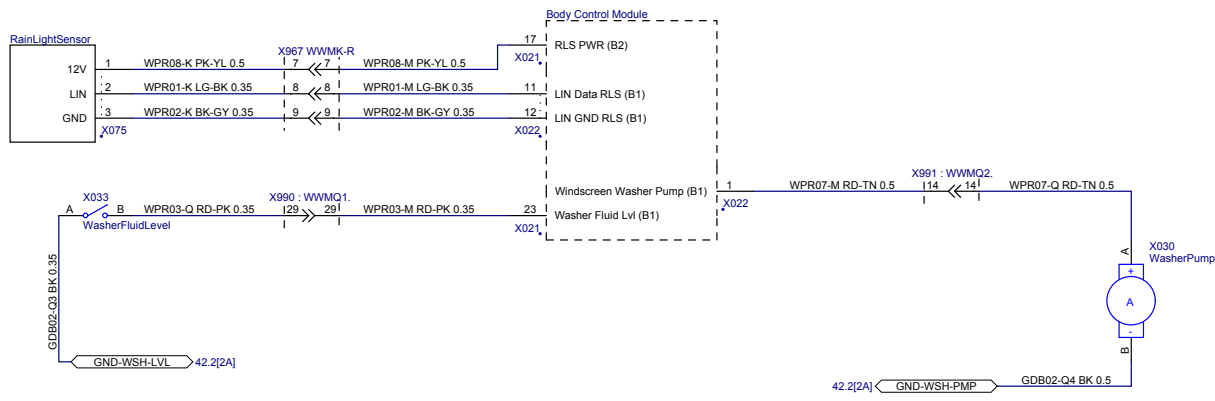
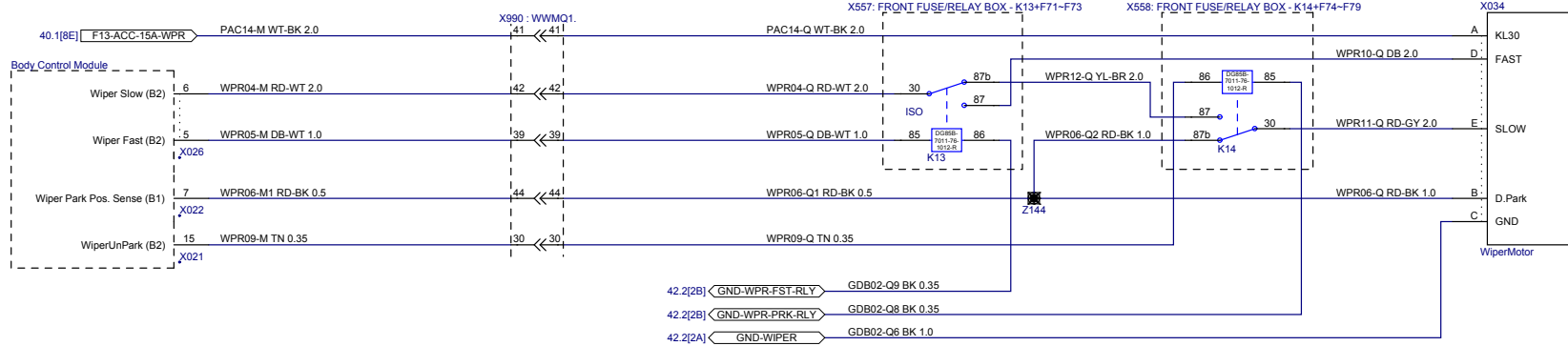
PROJECT NAME: 2013 Model S Wiring: LHD	PHASE: SOP2+EU
SHEET NAME: Cold Weather Package Content	
ITEM NO: 1004573-00-E	REVISION: 10.1
	DATE: 5/13/2014
DO NOT SCALE DRAWING	
SHEET 23.1	

THE INFORMATION CONTAINED HEREIN IS DEEMED TO BE CONFIDENTIAL, PROPRIETARY, AND A TRADE SECRET OF TESLA MOTORS. THIS INFORMATION MAY NOT BE USED, REPRODUCED, OR DISCLOSED AS THE DIRECT OR INDIRECT BASIS FOR THE DEVELOPMENT, MANUFACTURE, OR SALE OF PROCESSES OR PRODUCTS WITHOUT THE EXPRESSED WRITTEN CONSENT OF TESLA MOTORS.




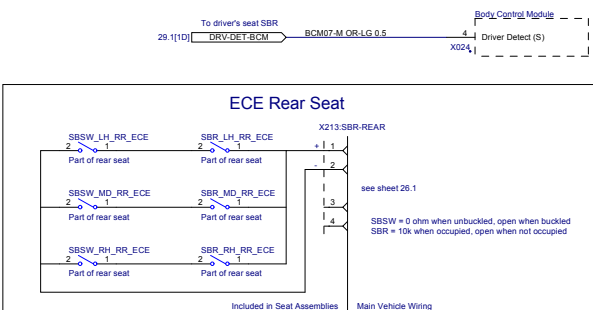


THE INFORMATION CONTAINED HEREIN IS DEEMED TO BE CONFIDENTIAL, PROPRIETARY, AND A TRADE SECRET OF TESLA MOTORS. THIS INFORMATION MAY NOT BE USED, REPRODUCED, OR DISCLOSED AS THE DIRECT OR INDIRECT BASIS FOR THE DEVELOPMENT, MANUFACTURE, OR SALE OF PROCESSES OR PRODUCTS WITHOUT THE EXPRESSED WRITTEN CONSENT OF TESLA MOTORS.

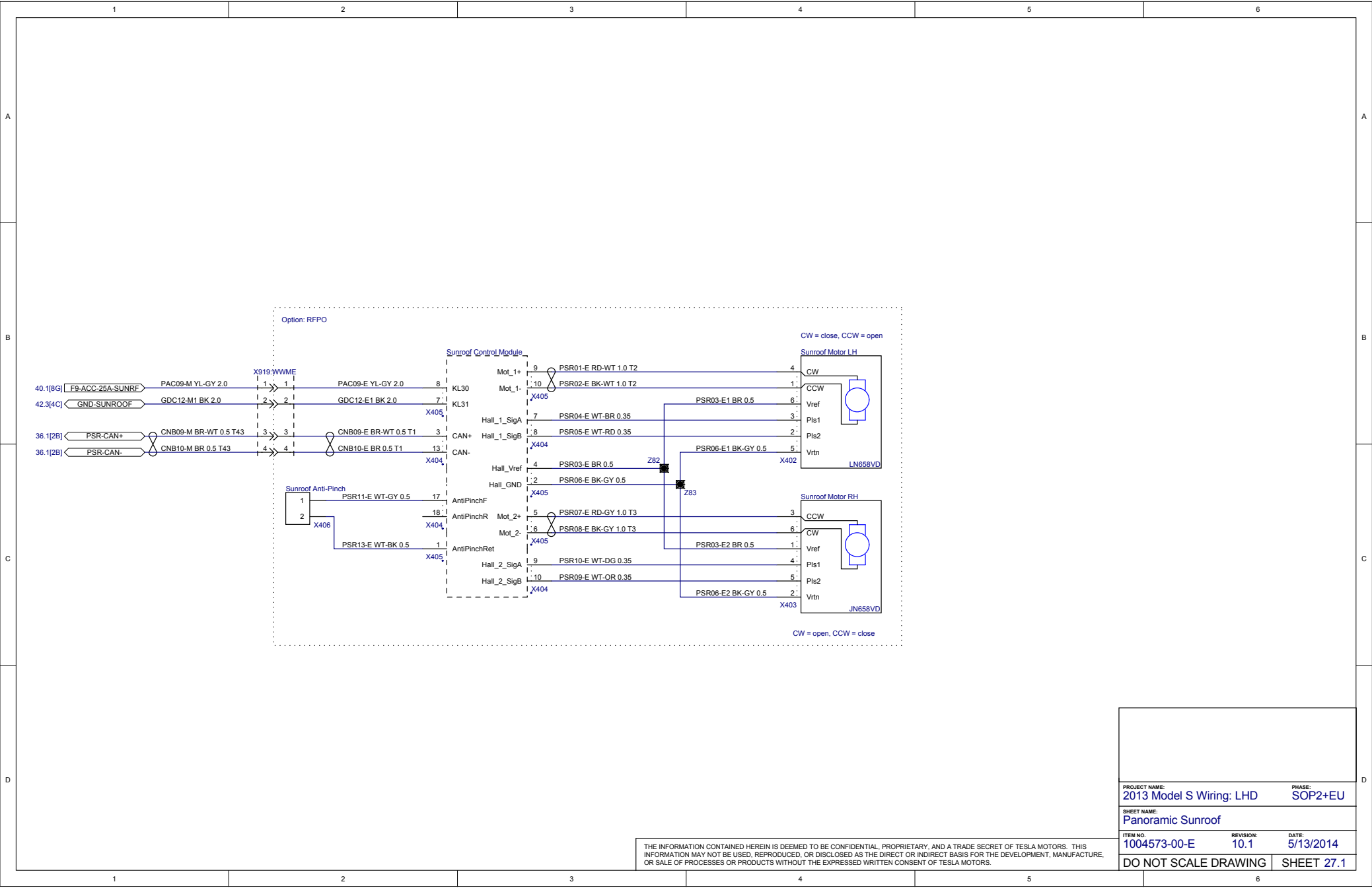
PROJECT NAME: 2013 Model S Wiring: LHD	PHASE: SOP2+EU
SHEET NAME: High Voltage Interlock Connections	
ITEM NO: 1004573-00-E	DATE: 12/24/2014
REVISION: 10.1	
DO NOT SCALE DRAWING	SHEET 24.1



PROJECT NAME: 2013 Model S Wiring: LHD	PHASE: SOP2+EU
SHEET NAME: Windscreen Wiper/Washer, Rain Sensor	
ITEM NO: 1004573-00-E	REVISION: 10.1
DATE: 5/13/2014	
DO NOT SCALE DRAWING	SHEET 25.1

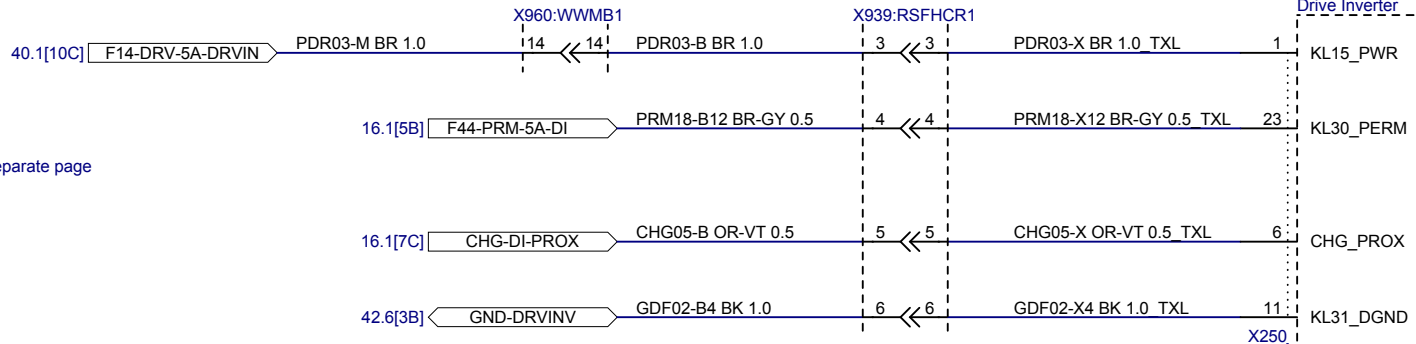
THE INFORMATION CONTAINED HEREIN IS DEEMED TO BE CONFIDENTIAL, PROPRIETARY, AND A TRADE SECRET OF TESLA MOTORS. THIS INFORMATION MAY NOT BE USED, REPRODUCED, OR DISCLOSED AS THE DIRECT OR INDIRECT BASIS FOR THE DEVELOPMENT, MANUFACTURE, OR SALE OF PROCESSES OR PRODUCTS WITHOUT THE EXPRESSED WRITTEN CONSENT OF TESLA MOTORS.



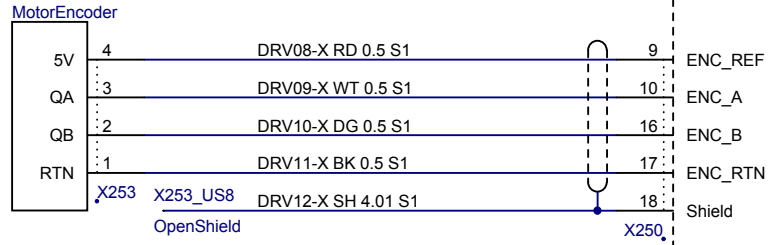
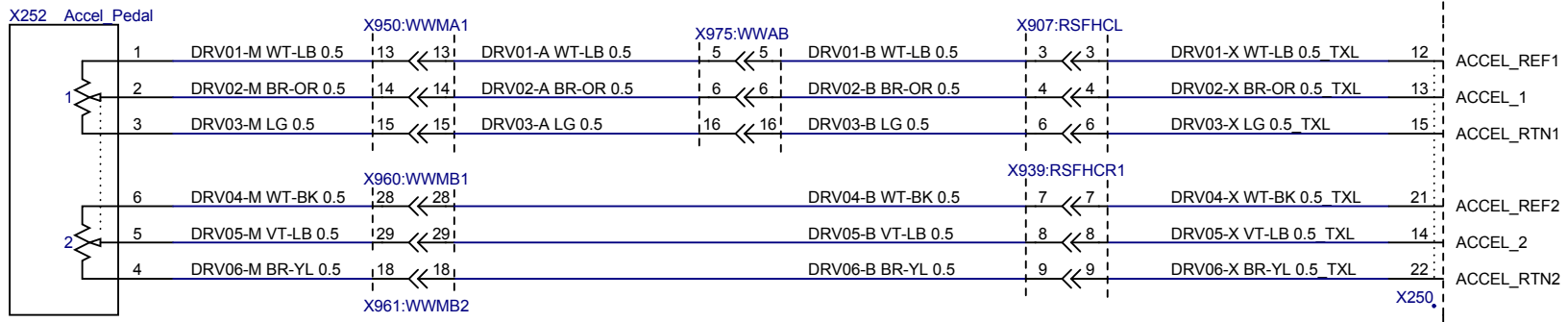


PROJECT NAME: 2013 Model S Wiring: LHD	PHASE: SOP2+EU
SHEET NAME: Panoramic Sunroof	
ITEM NO: 1004573-00-E	REVISION: 10.1
DATE: 5/13/2014	
DO NOT SCALE DRAWING	SHEET 27.1

THE INFORMATION CONTAINED HEREIN IS DEEMED TO BE CONFIDENTIAL, PROPRIETARY, AND A TRADE SECRET OF TESLA MOTORS. THIS INFORMATION MAY NOT BE USED, REPRODUCED, OR DISCLOSED AS THE DIRECT OR INDIRECT BASIS FOR THE DEVELOPMENT, MANUFACTURE, OR SALE OF PROCESSES OR PRODUCTS WITHOUT THE EXPRESSED WRITTEN CONSENT OF TESLA MOTORS.



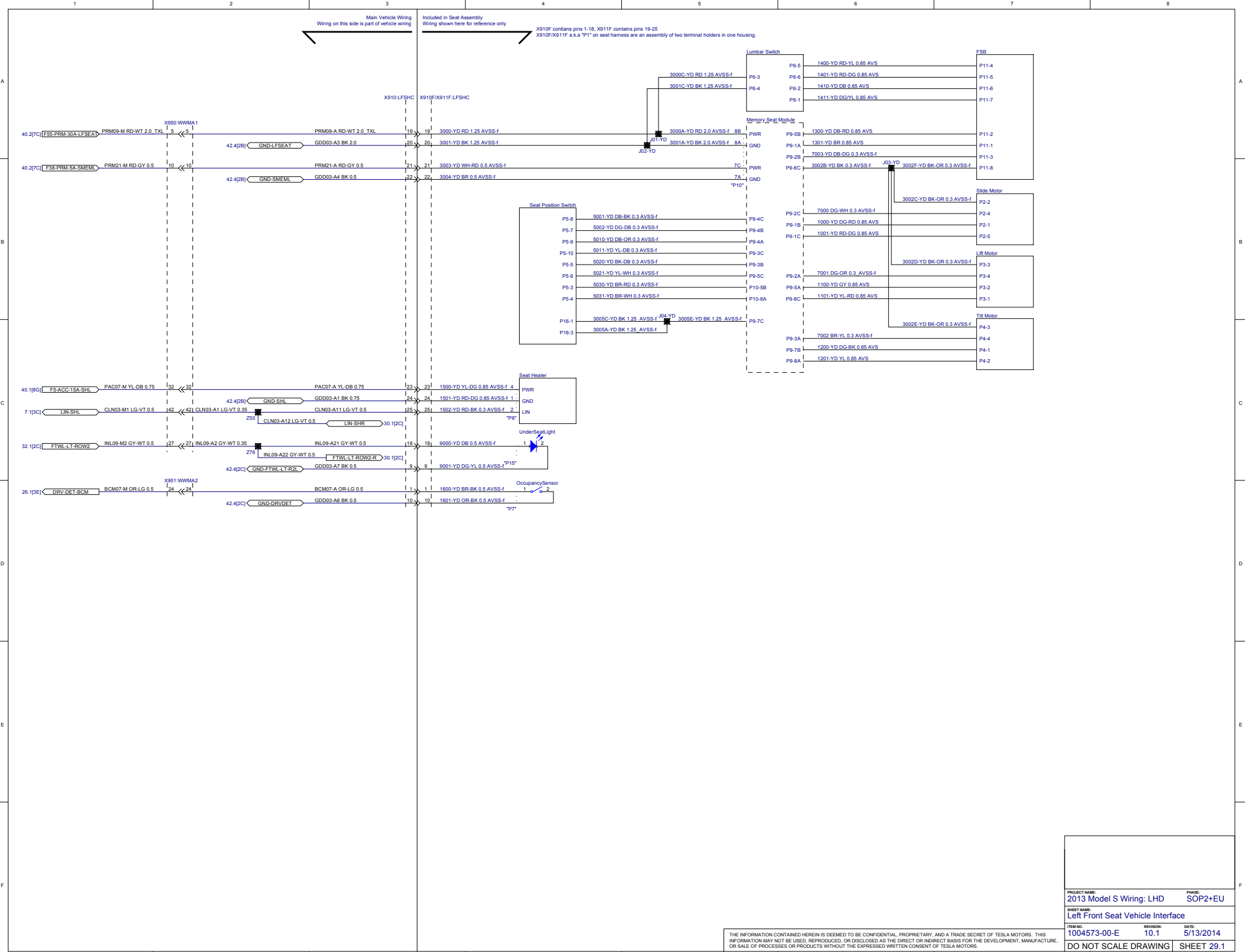
Brake switch signals on separate page



X250, X253 SEALED shield terminations

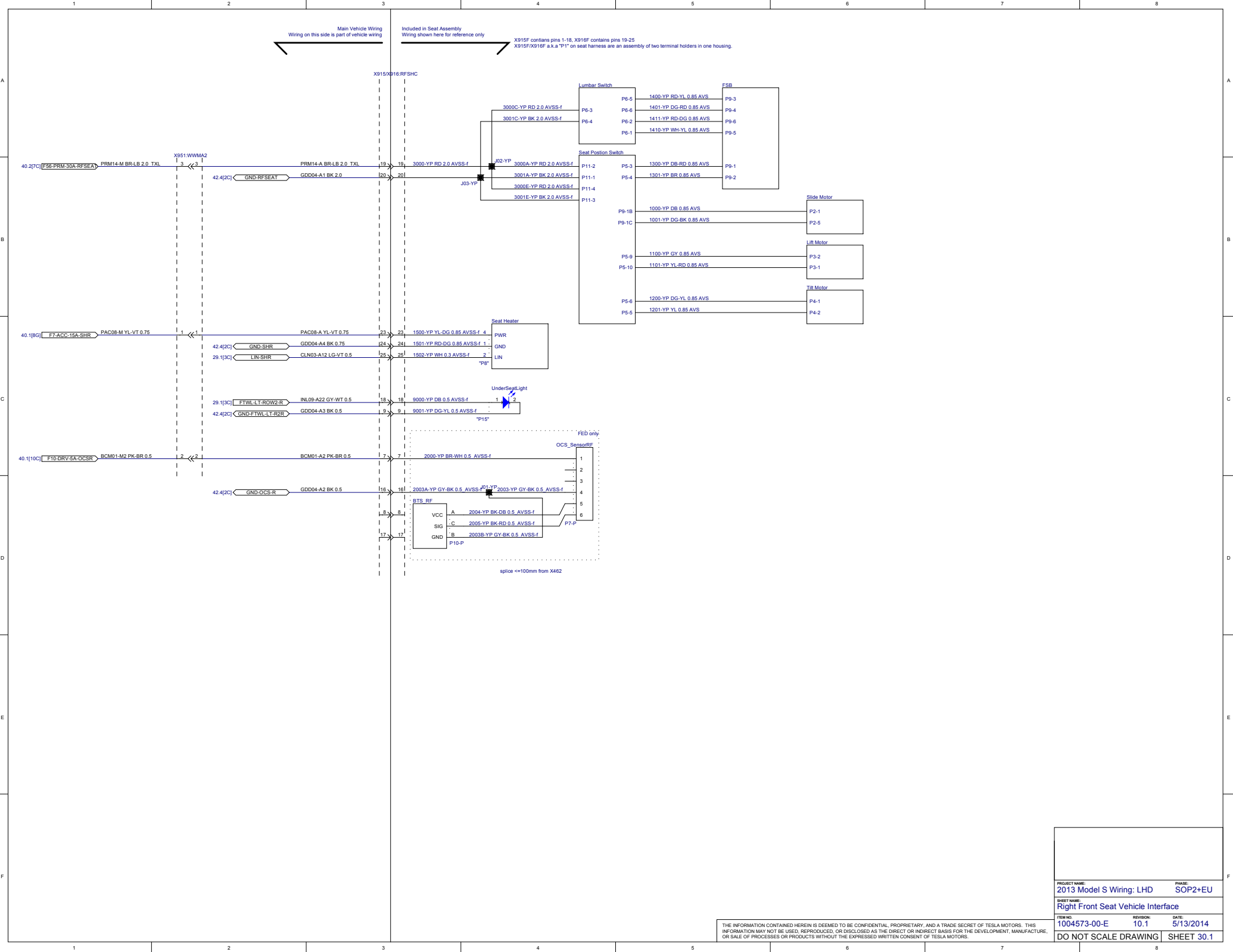
PROJECT NAME: 2013 Model S Wiring: LHD		PHASE: SOP2+EU	
SHEET NAME: Drive Inverter			
ITEM NO. 1004573-00-E	REVISION: 10.1	DATE: 5/13/2014	
DO NOT SCALE		SHEET 28.1	

THE INFORMATION CONTAINED HEREIN IS DEEMED TO BE CONFIDENTIAL, PROPRIETARY, AND A TRADE SECRET OF TESLA MOTORS. THIS INFORMATION MAY NOT BE USED, REPRODUCED, OR DISCLOSED AS THE DIRECT OR INDIRECT BASIS FOR THE DEVELOPMENT, MANUFACTURE, OR SALE OF PROCESSES OR PRODUCTS WITHOUT THE EXPRESSED WRITTEN CONSENT OF TESLA MOTORS.



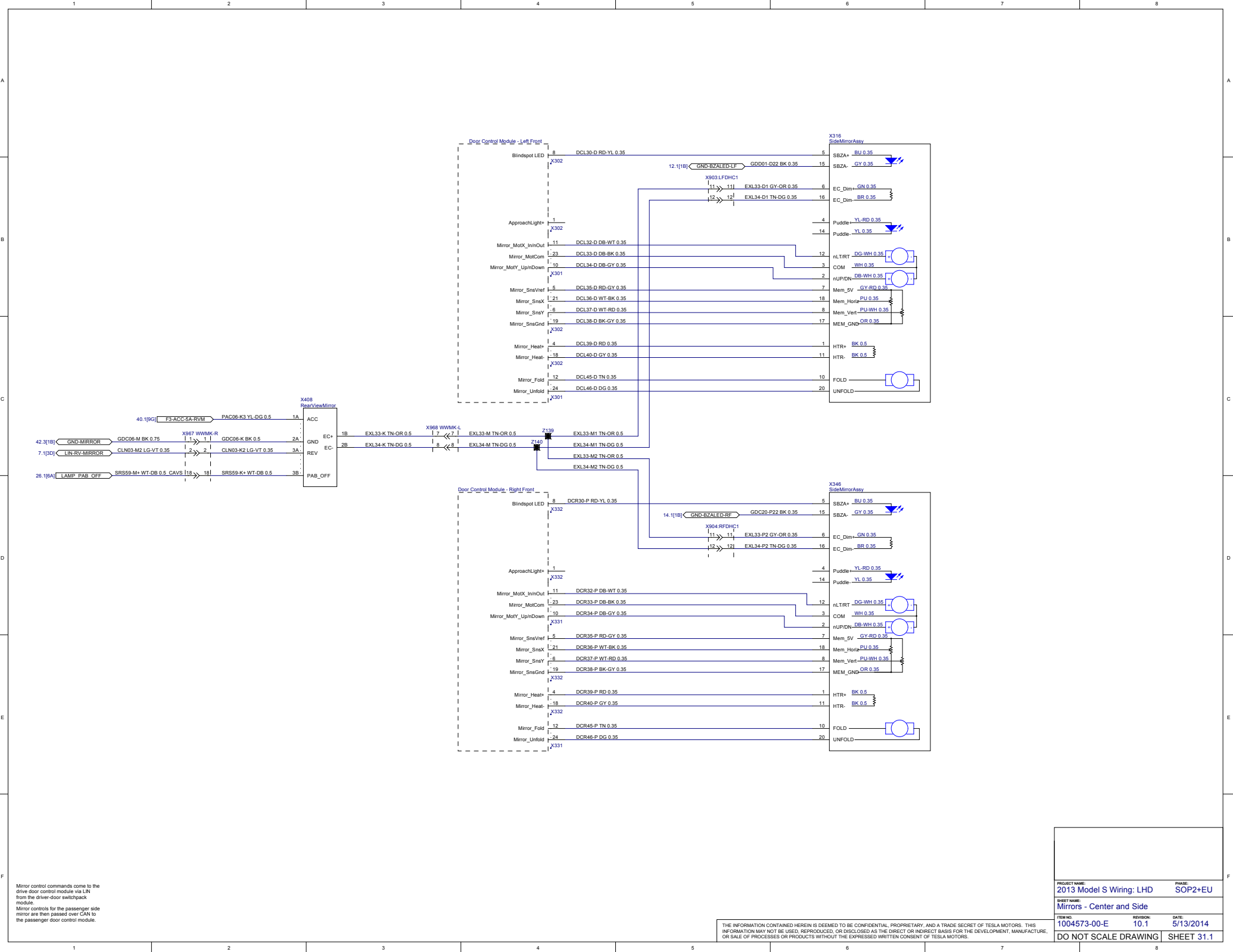
PROJECT NAME: 2013 Model S Wiring: LHD		PHASE: SOP2+EU	
SHEET NAME: Left Front Seat Vehicle Interface			
ITEM NO: 1004573-00-E	REVISION: 10.1	DATE: 5/13/2014	
DO NOT SCALE DRAWING		SHEET 29.1	

THE INFORMATION CONTAINED HEREIN IS DEEMED TO BE CONFIDENTIAL, PROPRIETARY, AND A TRADE SECRET OF TESLA MOTORS. THIS INFORMATION MAY NOT BE USED, REPRODUCED, OR DISCLOSED AS THE DIRECT OR INDIRECT BASIS FOR THE DEVELOPMENT, MANUFACTURE, OR SALE OF PROCESSES OR PRODUCTS WITHOUT THE EXPRESSED WRITTEN CONSENT OF TESLA MOTORS.



THE INFORMATION CONTAINED HEREIN IS DEEMED TO BE CONFIDENTIAL, PROPRIETARY, AND A TRADE SECRET OF TESLA MOTORS. THIS INFORMATION MAY NOT BE USED, REPRODUCED, OR DISCLOSED AS THE DIRECT OR INDIRECT BASIS FOR THE DEVELOPMENT, MANUFACTURE, OR SALE OF PROCESSES OR PRODUCTS WITHOUT THE EXPRESSED WRITTEN CONSENT OF TESLA MOTORS.

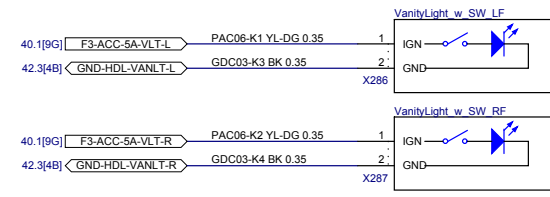
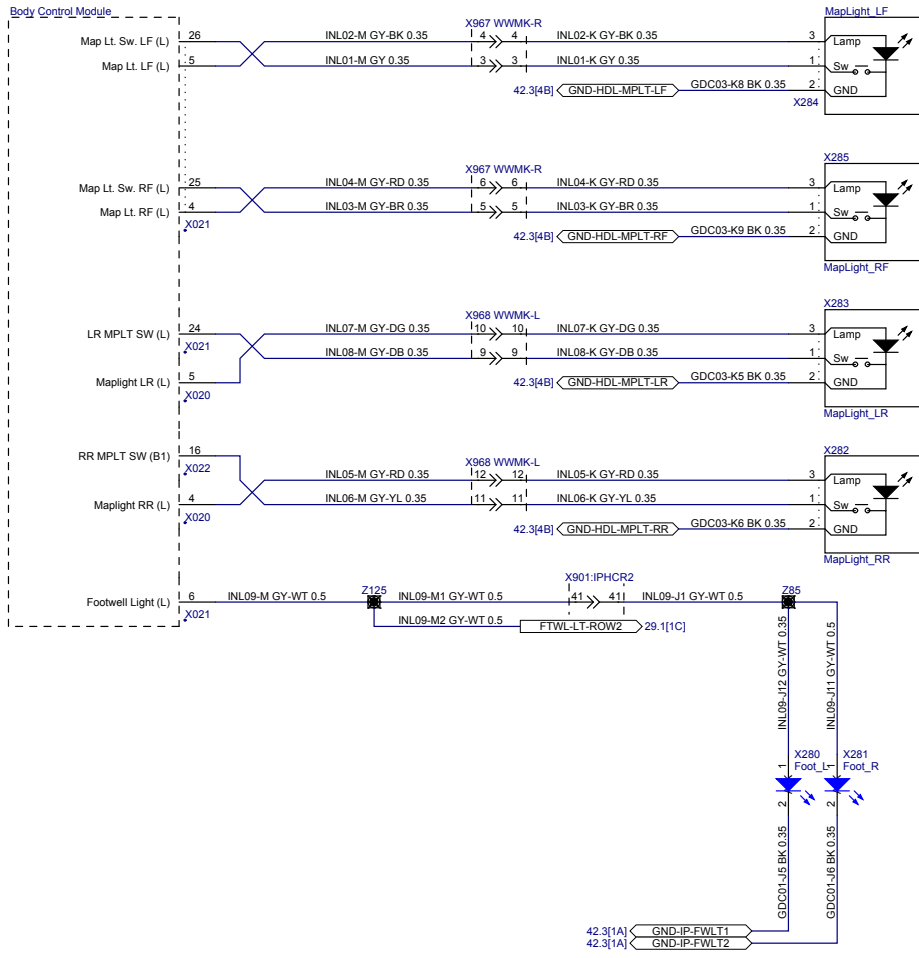
PROJECT NAME: 2013 Model S Wiring: LHD		PHASE: SOP2+EU	
SHEET NAME: Right Front Seat Vehicle Interface			
ITEM NO: 1004573-00-E	REVISION: 10.1	DATE: 5/13/2014	
DO NOT SCALE DRAWING		SHEET 30.1	



Mirror control commands come to the drive door control module via LIN from the driver-door switchpack module.
Mirror controls for the passenger side mirror are then passed over CAN to the passenger door control module.

THE INFORMATION CONTAINED HEREIN IS DEEMED TO BE CONFIDENTIAL, PROPRIETARY, AND A TRADE SECRET OF TESLA MOTORS. THIS INFORMATION MAY NOT BE USED, REPRODUCED, OR DISCLOSED AS THE DIRECT OR INDIRECT BASIS FOR THE DEVELOPMENT, MANUFACTURE, OR SALE OF PROCESSES OR PRODUCTS WITHOUT THE EXPRESSED WRITTEN CONSENT OF TESLA MOTORS.

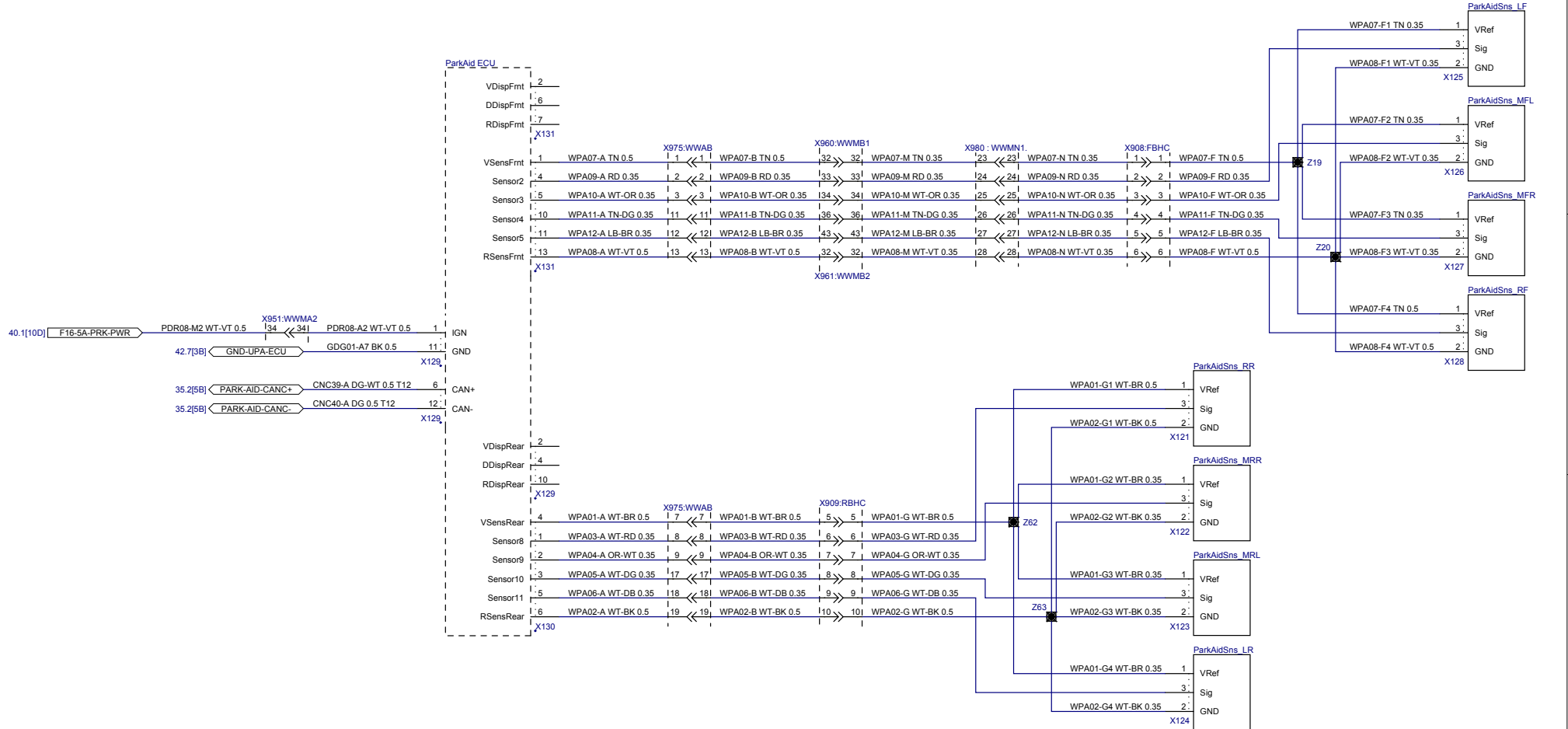
PROJECT NAME: 2013 Model S Wiring: LHD		PHASE: SOP2+EU	
SHEET NAME: Mirrors - Center and Side			
ITEM NO: 1004573-00-E	REVISION: 10.1	DATE: 5/13/2014	
DO NOT SCALE DRAWING			SHEET 31.1



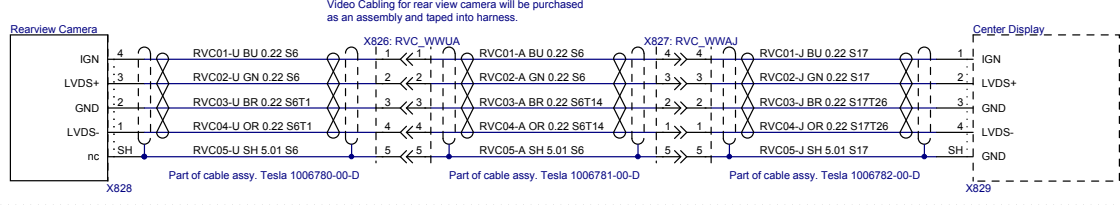
THE INFORMATION CONTAINED HEREIN IS DEEMED TO BE CONFIDENTIAL, PROPRIETARY, AND A TRADE SECRET OF TESLA MOTORS. THIS INFORMATION MAY NOT BE USED, REPRODUCED, OR DISCLOSED AS THE DIRECT OR INDIRECT BASIS FOR THE DEVELOPMENT, MANUFACTURE, OR SALE OF PROCESSES OR PRODUCTS WITHOUT THE EXPRESSED WRITTEN CONSENT OF TESLA MOTORS.

PROJECT NAME: 2013 Model S Wiring: LHD		PHASE: SOP2+EU
SHEET NAME: Interior Lighting - Maplights		
ITEM NO: 1004573-00-E	REVISION: 10.1	DATE: 5/13/2014
DO NOT SCALE DRAWING		SHEET 32.1

Option: AS01

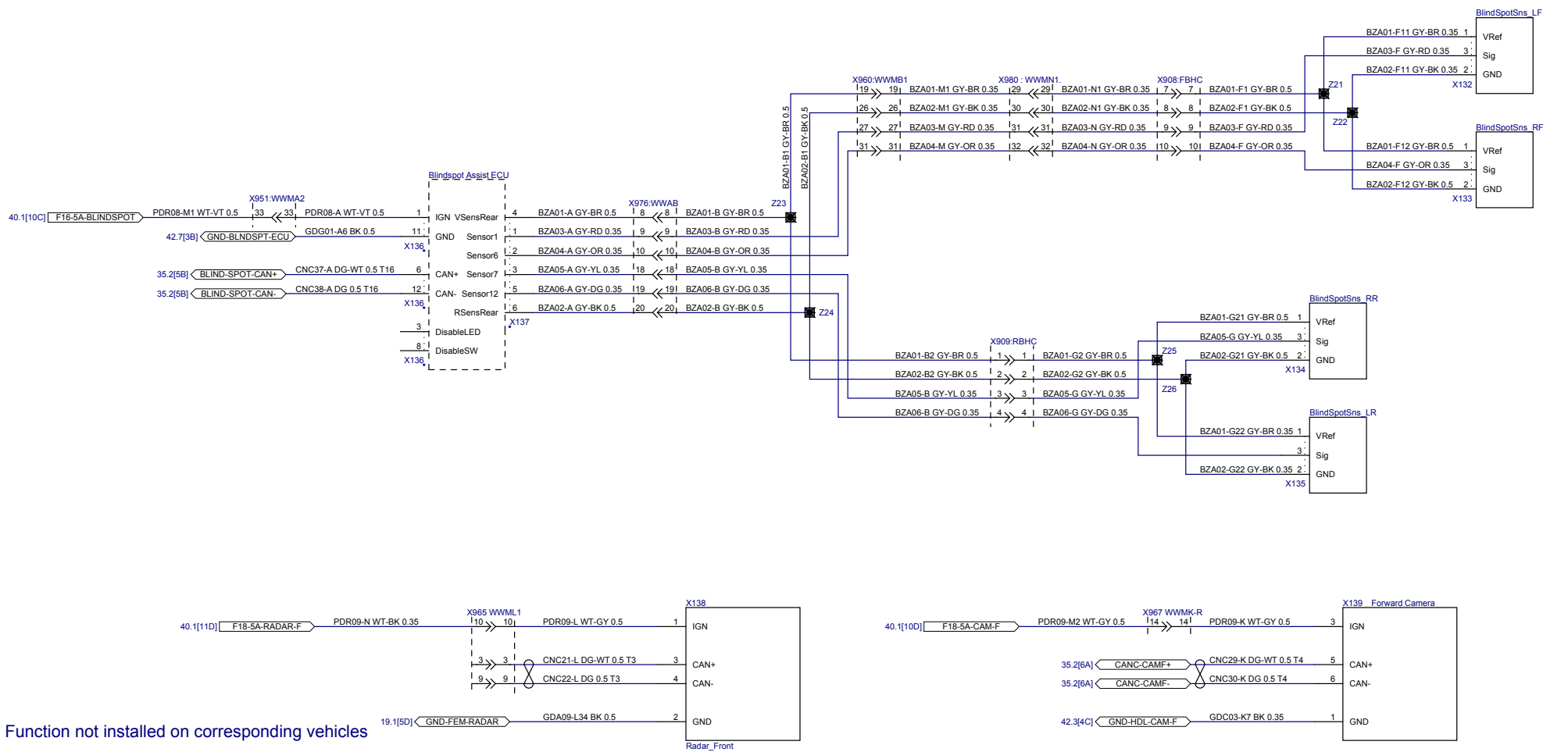


Option: TP01




THE INFORMATION CONTAINED HEREIN IS DEEMED TO BE CONFIDENTIAL, PROPRIETARY, AND A TRADE SECRET OF TESLA MOTORS. THIS INFORMATION MAY NOT BE USED, REPRODUCED, OR DISCLOSED AS THE DIRECT OR INDIRECT BASIS FOR THE DEVELOPMENT, MANUFACTURE, OR SALE OF PROCESSES OR PRODUCTS WITHOUT THE EXPRESSED WRITTEN CONSENT OF TESLA MOTORS.

PROJECT NAME: 2013 Model S Wiring: LHD	PHASE: SOP2+EU
SHEET NAME: Parking Aids	
ITEM NO: 1004573-00-E	REVISION: 10.1
DATE: 5/13/2014	
DO NOT SCALE DRAWING	SHEET 33.1



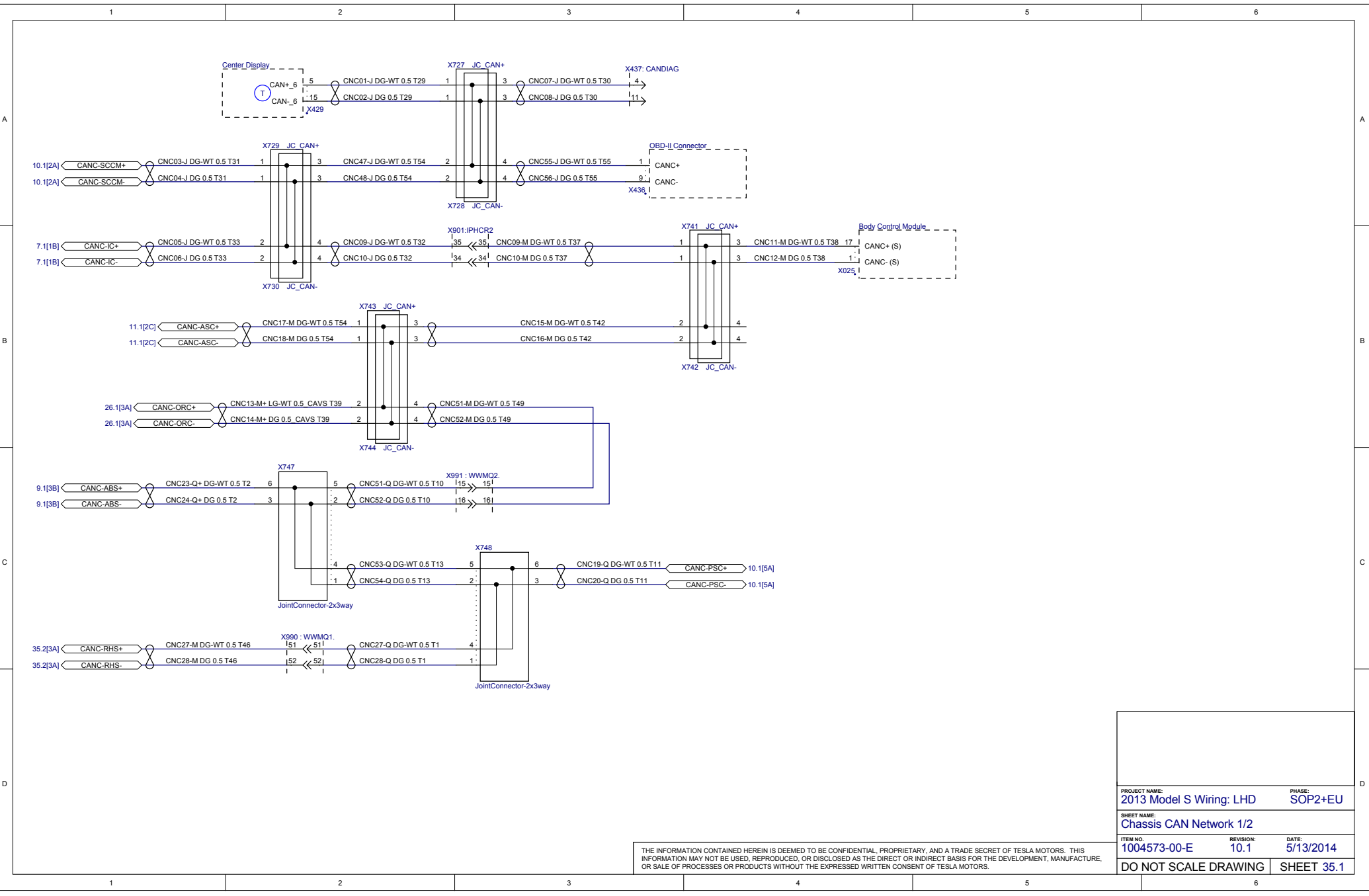
Function not installed on corresponding vehicles

THE INFORMATION CONTAINED HEREIN IS DEEMED TO BE CONFIDENTIAL, PROPRIETARY, AND A TRADE SECRET OF TESLA MOTORS. THIS INFORMATION MAY NOT BE USED, REPRODUCED, OR DISCLOSED AS THE DIRECT OR INDIRECT BASIS FOR THE DEVELOPMENT, MANUFACTURE, OR SALE OF PROCESSES OR PRODUCTS WITHOUT THE EXPRESSED WRITTEN CONSENT OF TESLA MOTORS.



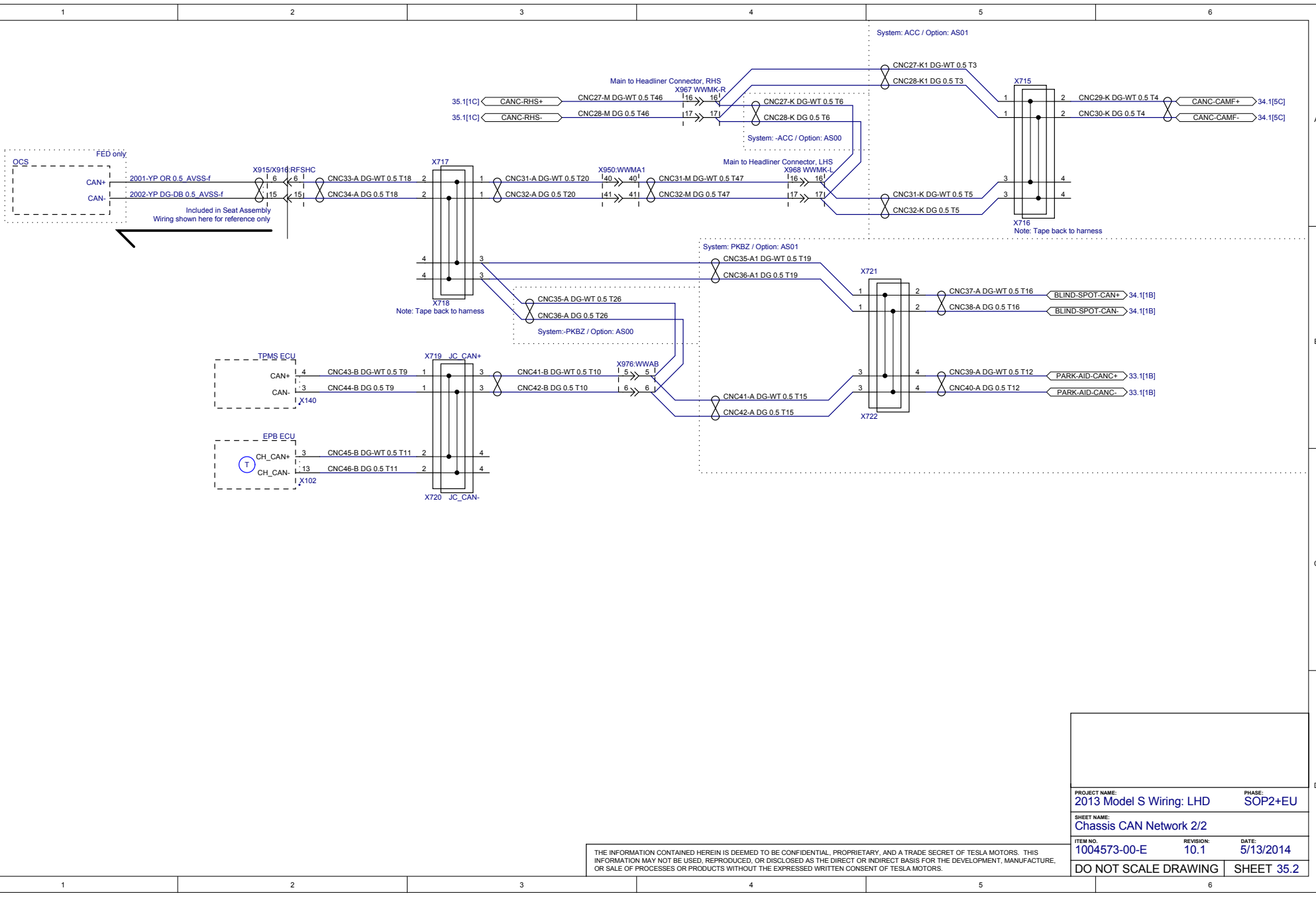
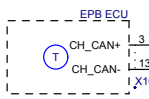
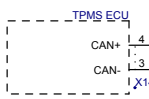
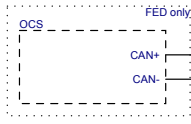
TESLA MOTORS, Inc.

ORIGINATOR: B. Moerdyk	PROJECT NAME: 2013 Model S Wiring: LHD	PHASE: SOP2+EU
DRAWN BY: B. Moerdyk	SHEET NAME: Advanced Safety - Blind Zone Assist	
CHECKED BY: *	DATE: *	ITEM NO.: 1004573-00-E
ENG APPL: *	DATE: *	REVISION: 10.1
		DATE: 5/13/2014
DO NOT SCALE DRAWING		SHEET 34.1



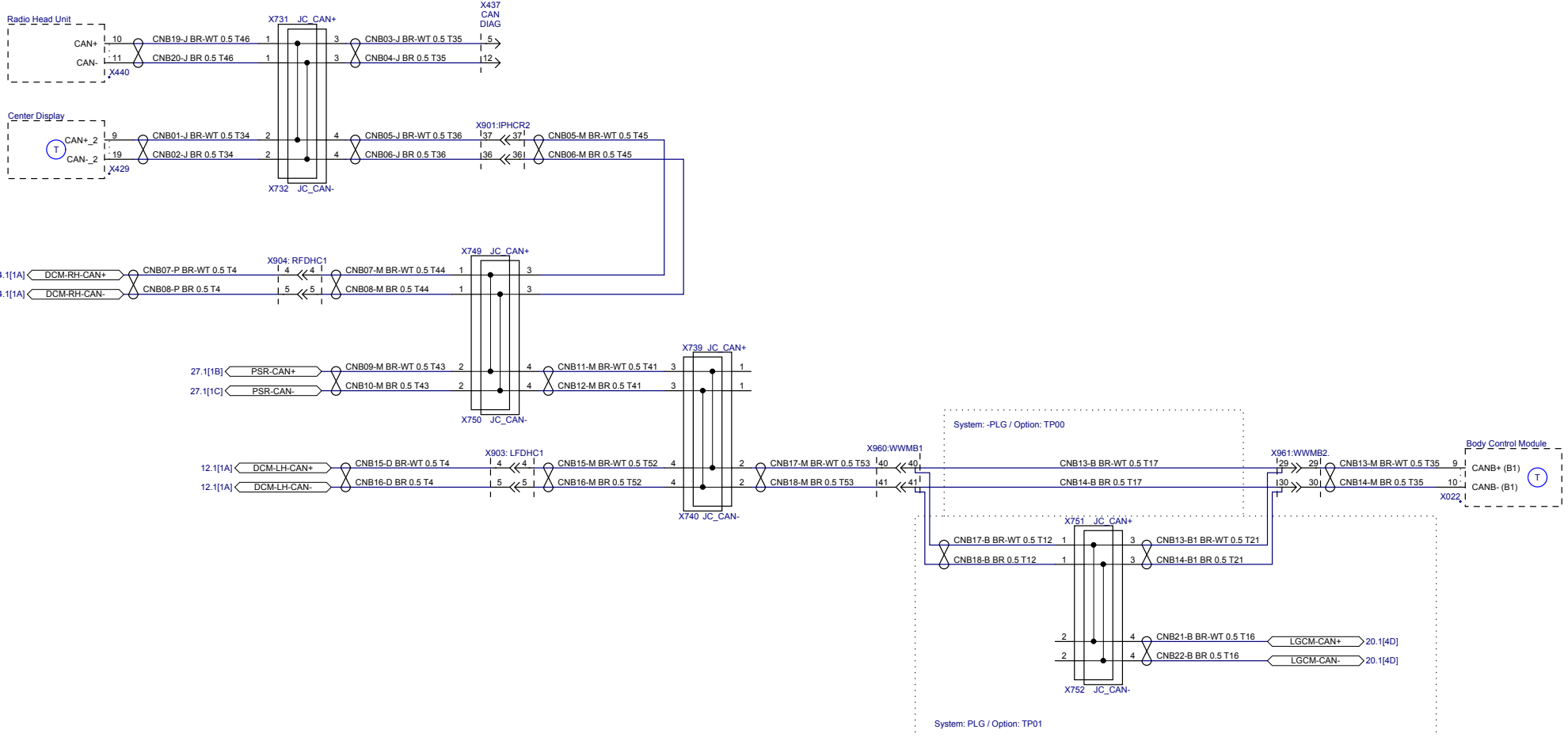
PROJECT NAME: 2013 Model S Wiring: LHD		PHASE: SOP2+EU
SHEET NAME: Chassis CAN Network 1/2		
ITEM NO: 1004573-00-E	REVISION: 10.1	DATE: 5/13/2014
DO NOT SCALE DRAWING		SHEET 35.1

THE INFORMATION CONTAINED HEREIN IS DEEMED TO BE CONFIDENTIAL, PROPRIETARY, AND A TRADE SECRET OF TESLA MOTORS. THIS INFORMATION MAY NOT BE USED, REPRODUCED, OR DISCLOSED AS THE DIRECT OR INDIRECT BASIS FOR THE DEVELOPMENT, MANUFACTURE, OR SALE OF PROCESSES OR PRODUCTS WITHOUT THE EXPRESSED WRITTEN CONSENT OF TESLA MOTORS.



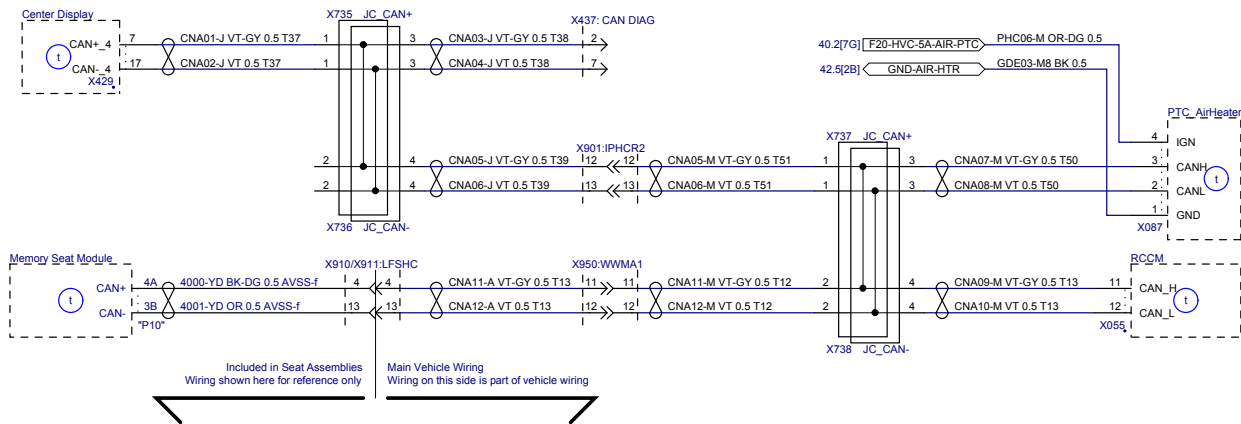
THE INFORMATION CONTAINED HEREIN IS DEEMED TO BE CONFIDENTIAL, PROPRIETARY, AND A TRADE SECRET OF TESLA MOTORS. THIS INFORMATION MAY NOT BE USED, REPRODUCED, OR DISCLOSED AS THE DIRECT OR INDIRECT BASIS FOR THE DEVELOPMENT, MANUFACTURE, OR SALE OF PROCESSES OR PRODUCTS WITHOUT THE EXPRESSED WRITTEN CONSENT OF TESLA MOTORS.

PROJECT NAME: 2013 Model S Wiring: LHD		PHASE: SOP2+EU	
SHEET NAME: Chassis CAN Network 2/2			
ITEM NO: 1004573-00-E	REVISION: 10.1	DATE: 5/13/2014	
DO NOT SCALE DRAWING			SHEET 35.2



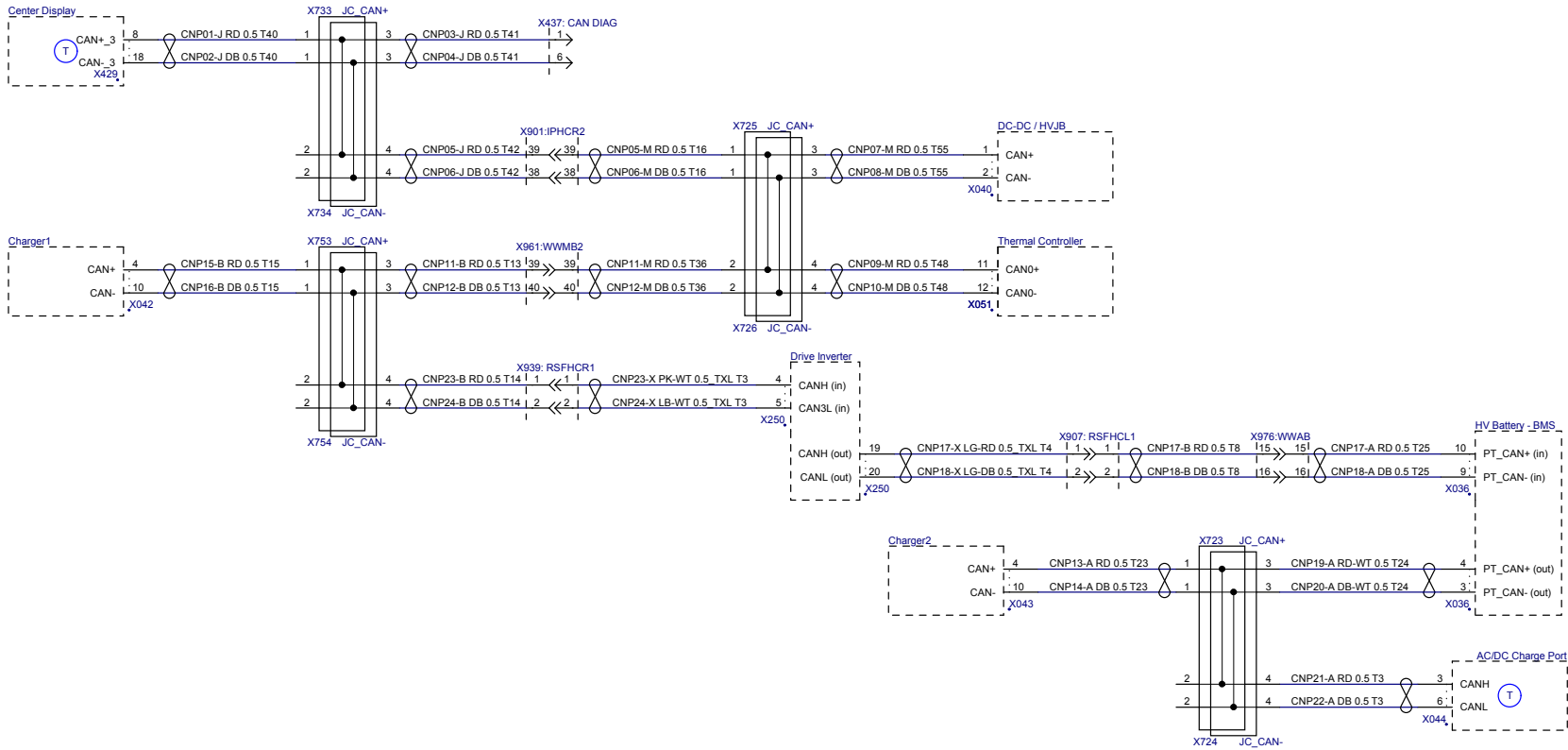
THE INFORMATION CONTAINED HEREIN IS DEEMED TO BE CONFIDENTIAL, PROPRIETARY, AND A TRADE SECRET OF TESLA MOTORS. THIS INFORMATION MAY NOT BE USED, REPRODUCED, OR DISCLOSED AS THE DIRECT OR INDIRECT BASIS FOR THE DEVELOPMENT, MANUFACTURE, OR SALE OF PROCESSES OR PRODUCTS WITHOUT THE EXPRESSED WRITTEN CONSENT OF TESLA MOTORS.

PROJECT NAME: 2013 Model S Wiring: LHD	PHASE: SOP2+EU
SHEET NAME: Body CAN Network	
ITEM NO: 1004573-00-E	REVISION: 10.1
	DATE: 5/13/2014
DO NOT SCALE DRAWING	SHEET 36.1



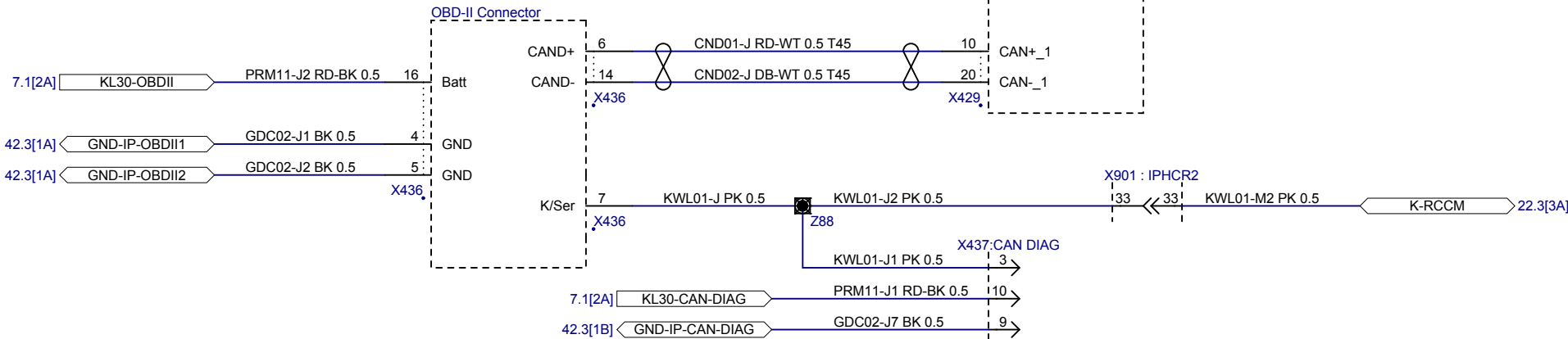
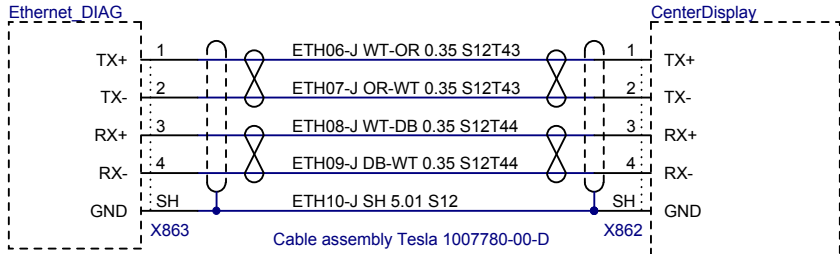
PROJECT NAME: 2013 Model S Wiring: LHD	PHASE: SOP2+EU
SHEET NAME: Body FT CAN Network	
ITEM NO: 1004573-00-E	REVISION: 10.1
DATE: 5/13/2014	
DO NOT SCALE DRAWING	SHEET 37.1

THE INFORMATION CONTAINED HEREIN IS DEEMED TO BE CONFIDENTIAL, PROPRIETARY, AND A TRADE SECRET OF TESLA MOTORS. THIS INFORMATION MAY NOT BE USED, REPRODUCED, OR DISCLOSED AS THE DIRECT OR INDIRECT BASIS FOR THE DEVELOPMENT, MANUFACTURE, OR SALE OF PROCESSES OR PRODUCTS WITHOUT THE EXPRESSED WRITTEN CONSENT OF TESLA MOTORS.



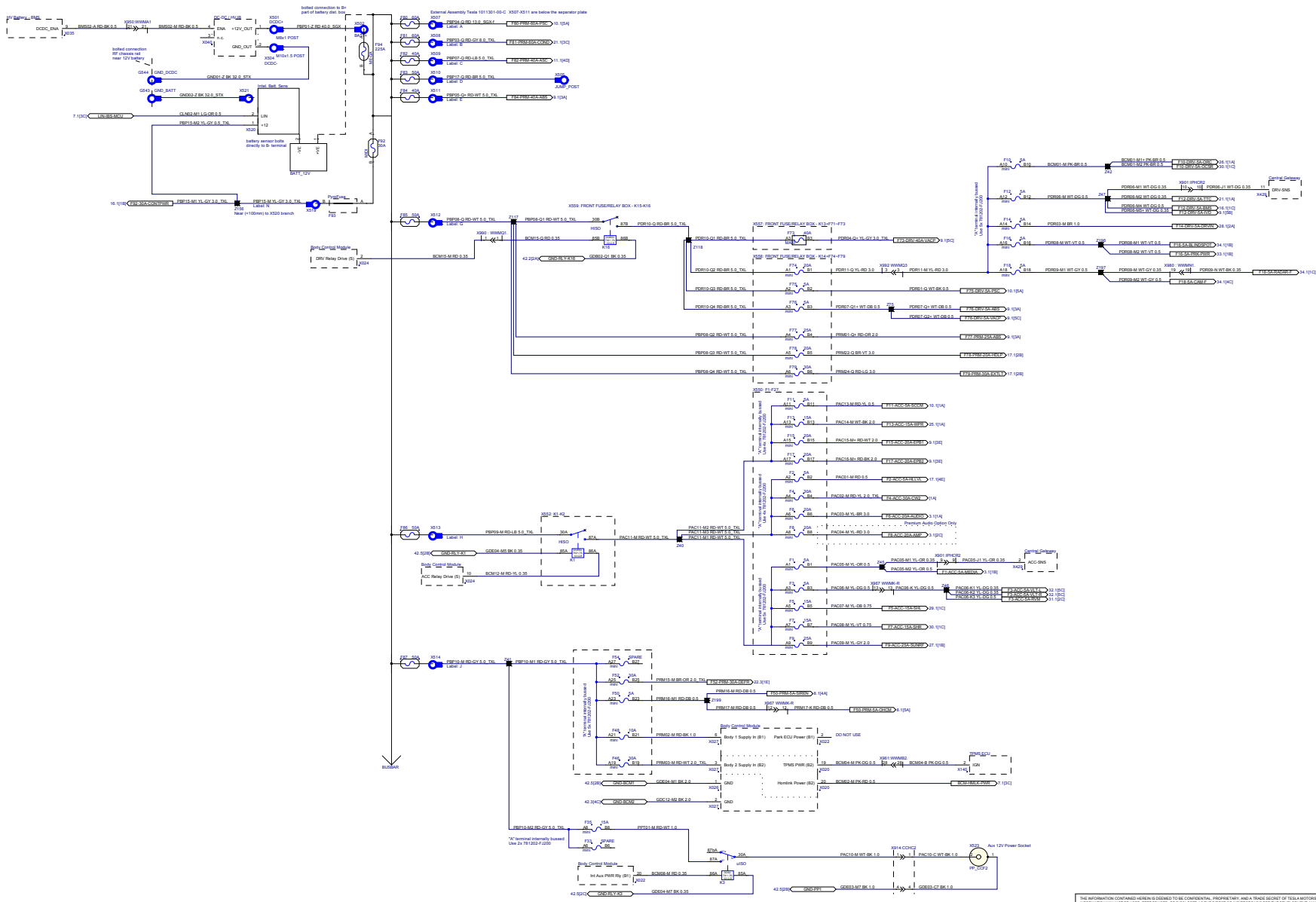
THE INFORMATION CONTAINED HEREIN IS DEEMED TO BE CONFIDENTIAL, PROPRIETARY, AND A TRADE SECRET OF TESLA MOTORS. THIS INFORMATION MAY NOT BE USED, REPRODUCED, OR DISCLOSED AS THE DIRECT OR INDIRECT BASIS FOR THE DEVELOPMENT, MANUFACTURE, OR SALE OF PROCESSES OR PRODUCTS WITHOUT THE EXPRESSED WRITTEN CONSENT OF TESLA MOTORS.

PROJECT NAME: 2013 Model S Wiring: LHD	PHASE: SOP2+EU
SHEET NAME: PT CAN Network 1	
ITEM NO: 1004573-00-E	REVISION: 10.1
DATE: 5/13/2014	
DO NOT SCALE DRAWING	SHEET 38.1



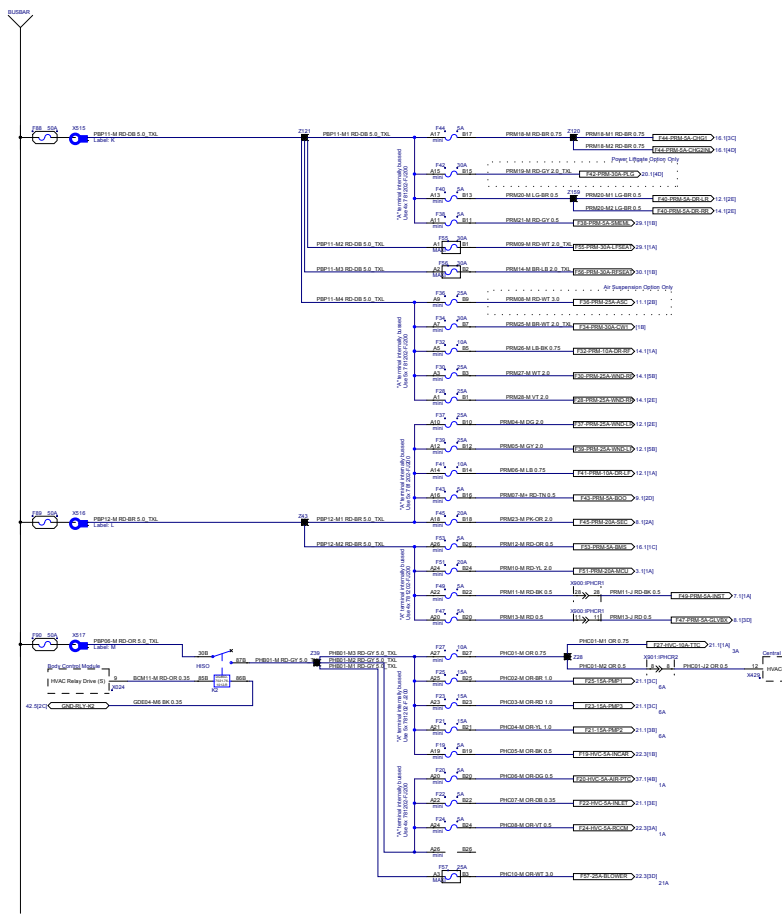
PROJECT NAME: 2013 Model S Wiring: LHD		PHASE: SOP2+EU	
SHEET NAME: Vehicle Diagnostic Connections			
ITEM NO. 1004573-00-E	REVISION: 10.1	DATE: 5/13/2014	
DO NOT SCALE		SHEET 39.1	

THE INFORMATION CONTAINED HEREIN IS DEEMED TO BE CONFIDENTIAL, PROPRIETARY, AND A TRADE SECRET OF TESLA MOTORS. THIS INFORMATION MAY NOT BE USED, REPRODUCED, OR DISCLOSED AS THE DIRECT OR INDIRECT BASIS FOR THE DEVELOPMENT, MANUFACTURE, OR SALE OF PROCESSES OR PRODUCTS WITHOUT THE EXPRESSED WRITTEN CONSENT OF TESLA MOTORS.



2013 Model S Wiring: LHD 12V Power Distribution - 1 1004573-00-E	SOP2+EU 10.1 5/13/2014
--	------------------------------

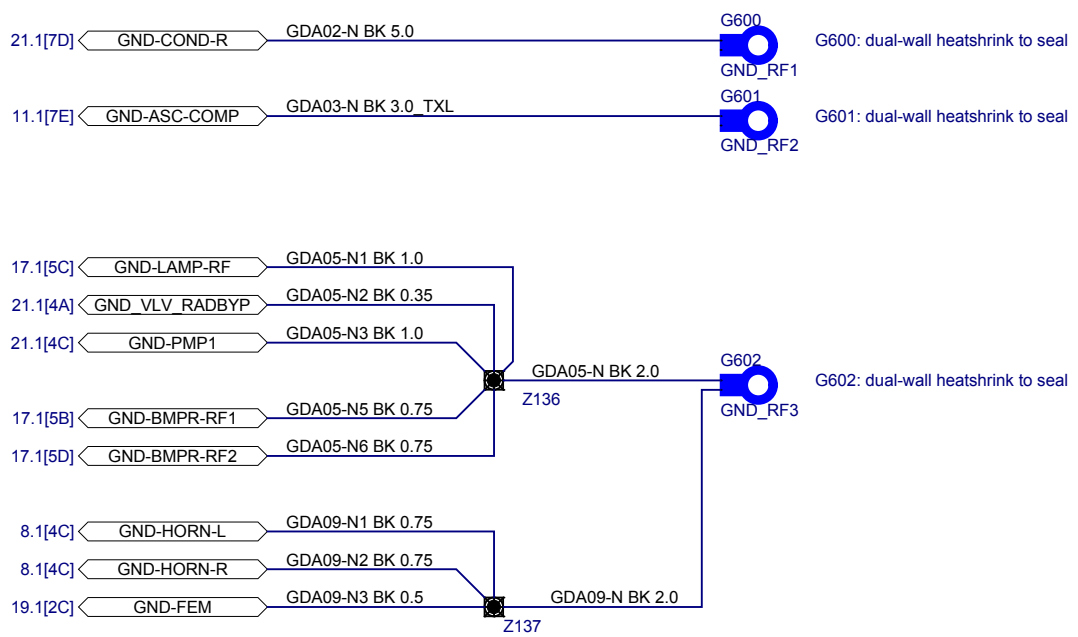
DO NOT SCALE DRAWING SHEET 40.1



PROJECT NAME	2013 Model S Wiring: LHD	MODEL	SOP2+EU
DATE	10/1	REV	5/13/2014
DESCRIPTION	12V Power Distribution - 2	REV	10.1
1004573-00-E		REV	10.1
DO NOT SCALE DRAWING			SHEET 40.2

THE INFORMATION CONTAINED HEREIN IS DEEMED TO BE CONFIDENTIAL, PROPRIETARY AND A TRADE SECRET OF TESLA MOTORS. THIS INFORMATION MAY NOT BE USED, REPRODUCED, OR DISCLOSED AS THE DIRECT OR INDIRECT BASIS FOR THE DEVELOPMENT, MANUFACTURE, OR SALE OF PRODUCTS OR SERVICES WITHOUT THE EXPRESS WRITTEN CONSENT OF TESLA MOTORS.

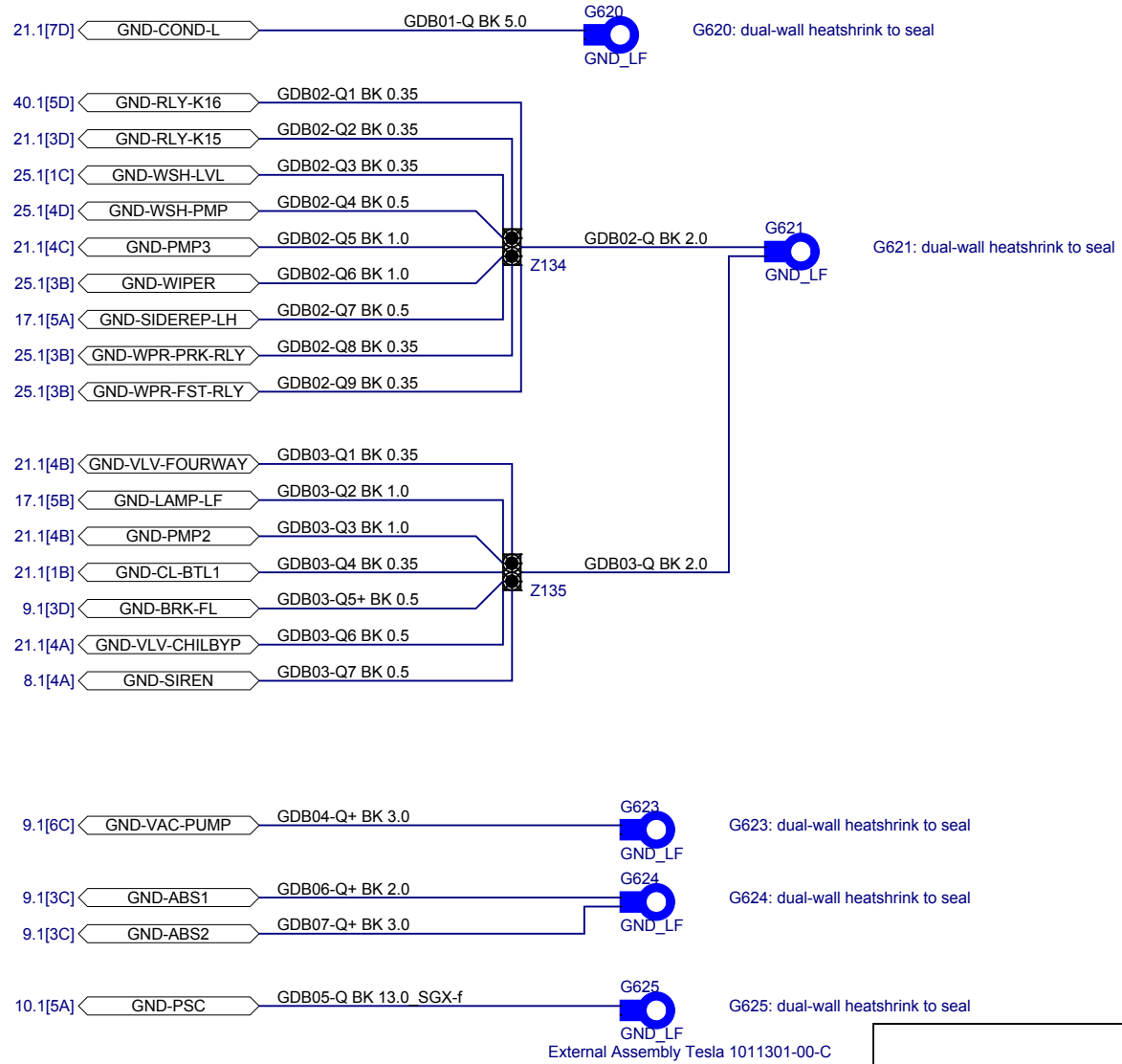
RF Ground Point - Forward of Wheel



PROJECT NAME: 2013 Model S Wiring: LHD		PHASE: SOP2+EU
SHEET NAME: Ground Distribution - Right Front		
ITEM NO. 1004573-00-E	REVISION: 10.1	DATE: 5/13/2014
DO NOT SCALE		SHEET 42.1

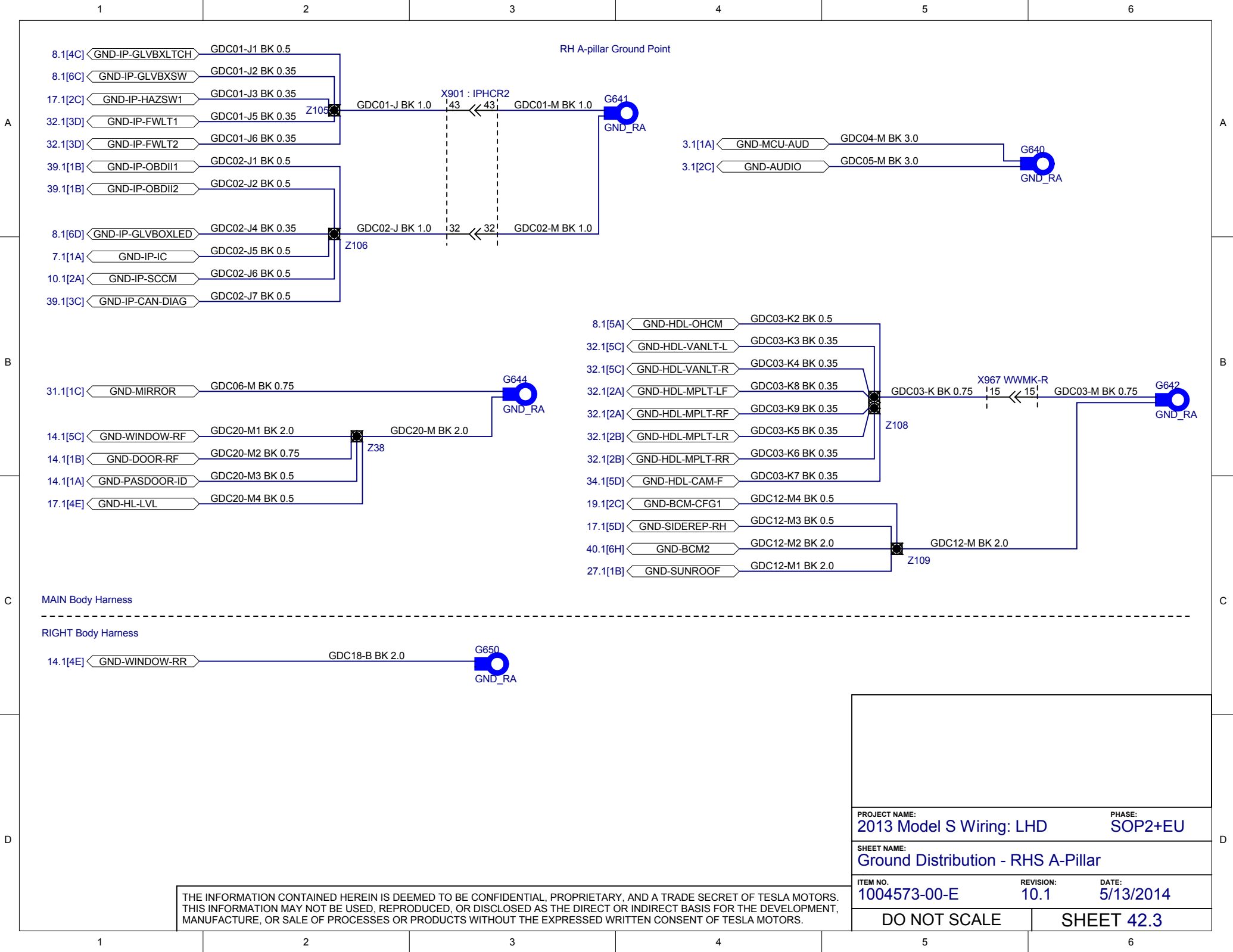
THE INFORMATION CONTAINED HEREIN IS DEEMED TO BE CONFIDENTIAL, PROPRIETARY, AND A TRADE SECRET OF TESLA MOTORS. THIS INFORMATION MAY NOT BE USED, REPRODUCED, OR DISCLOSED AS THE DIRECT OR INDIRECT BASIS FOR THE DEVELOPMENT, MANUFACTURE, OR SALE OF PROCESSES OR PRODUCTS WITHOUT THE EXPRESSED WRITTEN CONSENT OF TESLA MOTORS.

LF Ground Point - Forward of Wheel

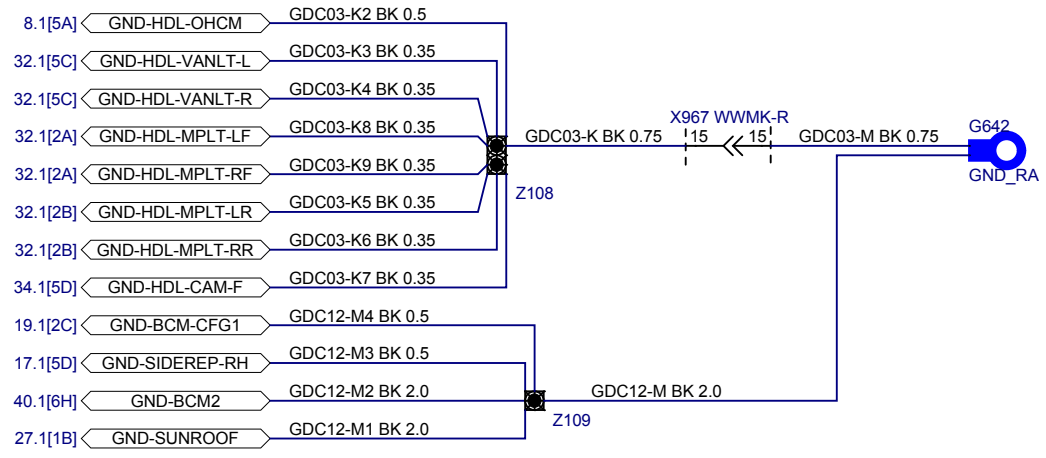
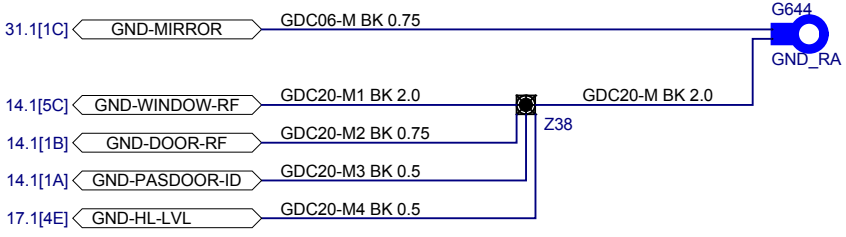
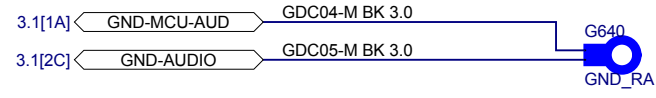
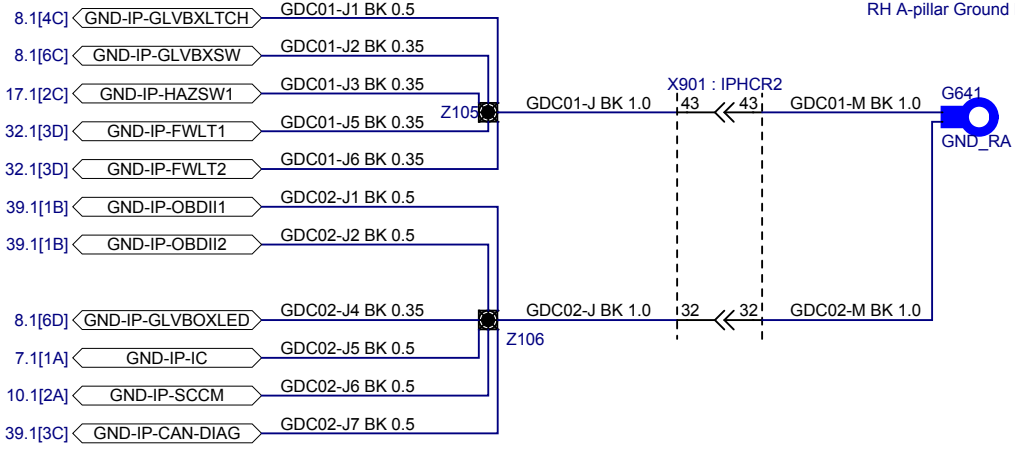


PROJECT NAME: 2013 Model S Wiring: LHD		PHASE: SOP2+EU
SHEET NAME: Ground Distribution - Left Front		
ITEM NO. 1004573-00-E	REVISION: 10.1	DATE: 5/13/2014
DO NOT SCALE		SHEET 42.2

THE INFORMATION CONTAINED HEREIN IS DEEMED TO BE CONFIDENTIAL, PROPRIETARY, AND A TRADE SECRET OF TESLA MOTORS. THIS INFORMATION MAY NOT BE USED, REPRODUCED, OR DISCLOSED AS THE DIRECT OR INDIRECT BASIS FOR THE DEVELOPMENT, MANUFACTURE, OR SALE OF PROCESSES OR PRODUCTS WITHOUT THE EXPRESSED WRITTEN CONSENT OF TESLA MOTORS.



RH A-pillar Ground Point



MAIN Body Harness

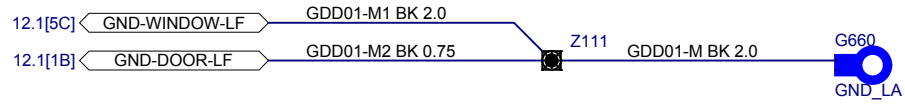
RIGHT Body Harness



PROJECT NAME: 2013 Model S Wiring: LHD		PHASE: SOP2+EU	
SHEET NAME: Ground Distribution - RHS A-Pillar			
ITEM NO. 1004573-00-E	REVISION: 10.1	DATE: 5/13/2014	
DO NOT SCALE		SHEET 42.3	

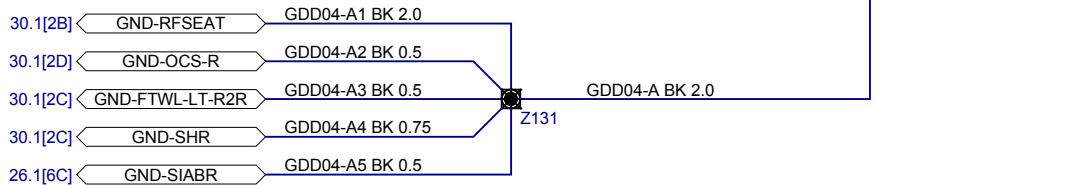
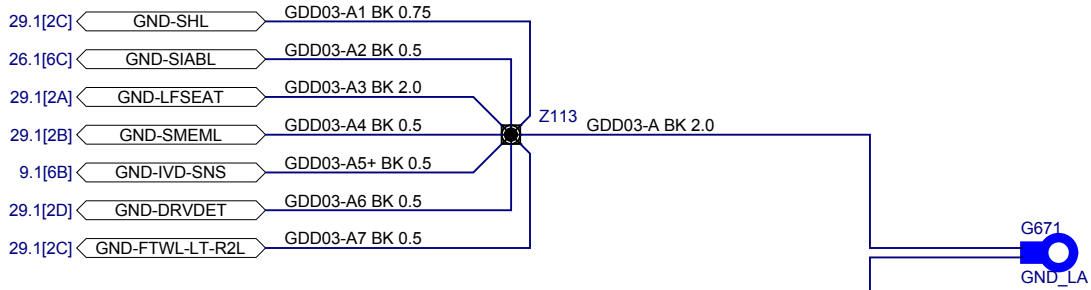
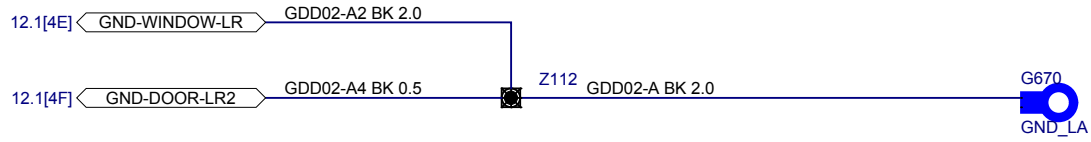
THE INFORMATION CONTAINED HEREIN IS DEEMED TO BE CONFIDENTIAL, PROPRIETARY, AND A TRADE SECRET OF TESLA MOTORS. THIS INFORMATION MAY NOT BE USED, REPRODUCED, OR DISCLOSED AS THE DIRECT OR INDIRECT BASIS FOR THE DEVELOPMENT, MANUFACTURE, OR SALE OF PROCESSES OR PRODUCTS WITHOUT THE EXPRESSED WRITTEN CONSENT OF TESLA MOTORS.

LH A-pillar Ground Point



MAIN Body Harness

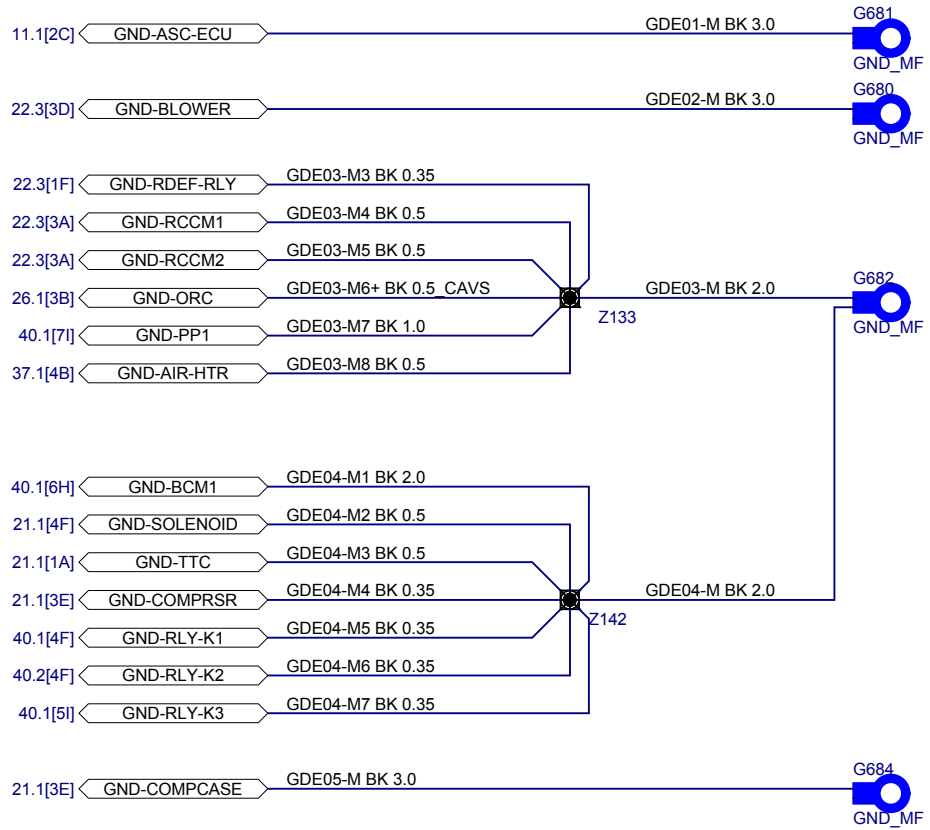
LEFT Body Harness



PROJECT NAME: 2013 Model S Wiring: LHD		PHASE: SOP2+EU
SHEET NAME: Ground Distribution - LHS A-pillar		
ITEM NO. 1004573-00-E	REVISION: 10.1	DATE: 5/13/2014
DO NOT SCALE		SHEET 42.4

THE INFORMATION CONTAINED HEREIN IS DEEMED TO BE CONFIDENTIAL, PROPRIETARY, AND A TRADE SECRET OF TESLA MOTORS. THIS INFORMATION MAY NOT BE USED, REPRODUCED, OR DISCLOSED AS THE DIRECT OR INDIRECT BASIS FOR THE DEVELOPMENT, MANUFACTURE, OR SALE OF PROCESSES OR PRODUCTS WITHOUT THE EXPRESSED WRITTEN CONSENT OF TESLA MOTORS.

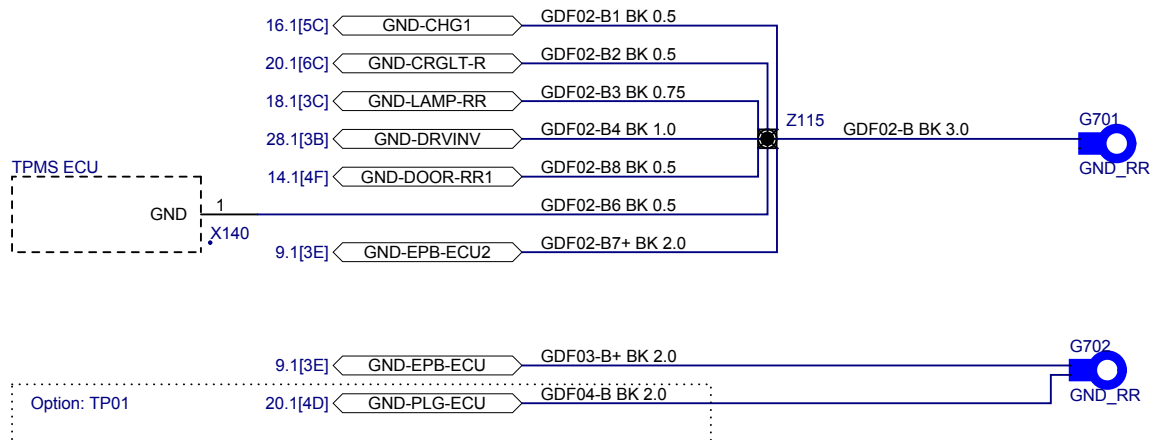
Middle Ground Point



PROJECT NAME: 2013 Model S Wiring: LHD		PHASE: SOP2+EU
SHEET NAME: Ground Distribution - Lower Center Stack		
ITEM NO. 1004573-00-E	REVISION: 10.1	DATE: 5/13/2014
DO NOT SCALE		SHEET 42.5

THE INFORMATION CONTAINED HEREIN IS DEEMED TO BE CONFIDENTIAL, PROPRIETARY, AND A TRADE SECRET OF TESLA MOTORS. THIS INFORMATION MAY NOT BE USED, REPRODUCED, OR DISCLOSED AS THE DIRECT OR INDIRECT BASIS FOR THE DEVELOPMENT, MANUFACTURE, OR SALE OF PROCESSES OR PRODUCTS WITHOUT THE EXPRESSED WRITTEN CONSENT OF TESLA MOTORS.

RR Ground Point - Behind Wheel



THE INFORMATION CONTAINED HEREIN IS DEEMED TO BE CONFIDENTIAL, PROPRIETARY, AND A TRADE SECRET OF TESLA MOTORS. THIS INFORMATION MAY NOT BE USED, REPRODUCED, OR DISCLOSED AS THE DIRECT OR INDIRECT BASIS FOR THE DEVELOPMENT, MANUFACTURE, OR SALE OF PROCESSES OR PRODUCTS WITHOUT THE EXPRESSED WRITTEN CONSENT OF TESLA MOTORS.

PROJECT NAME: 2013 Model S Wiring: LHD PHASE: SOP2+EU

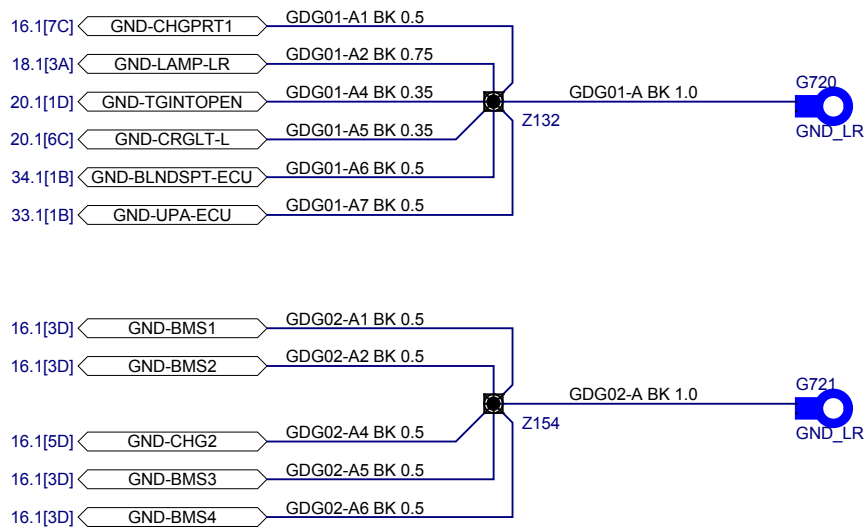
SHEET NAME: Ground Distribution - Right Rear

ITEM NO. 1004573-00-E REVISION: 10.1 DATE: 5/13/2014

DO NOT SCALE

SHEET 42.6

LR Ground Point - Behind Wheel



PROJECT NAME: 2013 Model S Wiring: LHD PHASE: SOP2+EU

SHEET NAME: Ground Distribution - Left Rear

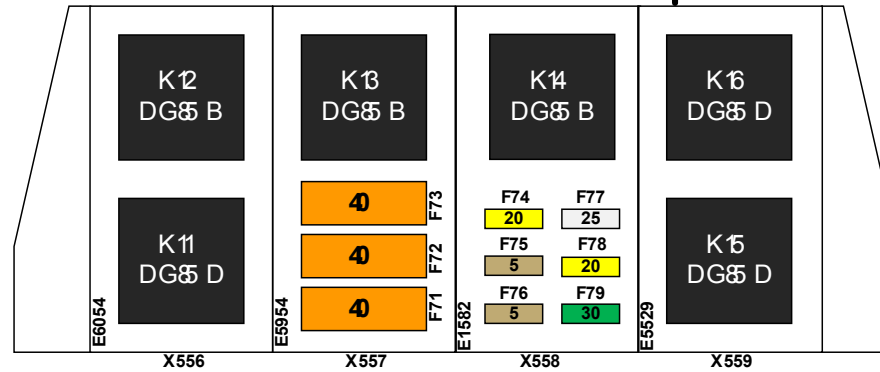

ITEM NO. 1004573-00-E REVISION: 10.1 DATE: 5/13/2014

DO NOT SCALE

SHEET 42.7

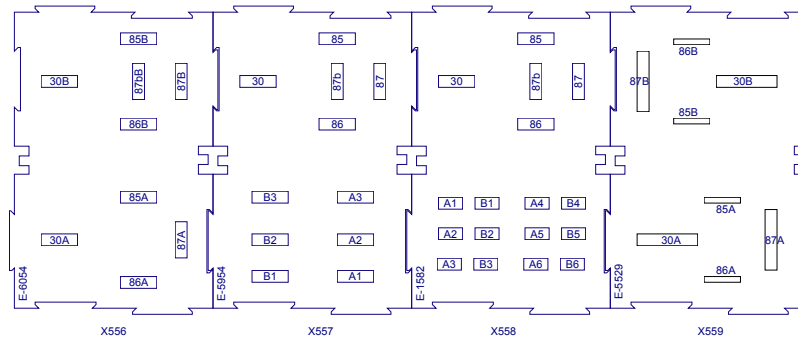
THE INFORMATION CONTAINED HEREIN IS DEEMED TO BE CONFIDENTIAL, PROPRIETARY, AND A TRADE SECRET OF TESLA MOTORS. THIS INFORMATION MAY NOT BE USED, REPRODUCED, OR DISCLOSED AS THE DIRECT OR INDIRECT BASIS FOR THE DEVELOPMENT, MANUFACTURE, OR SALE OF PROCESSES OR PRODUCTS WITHOUT THE EXPRESSED WRITTEN CONSENT OF TESLA MOTORS.

Des. Function	Option
K11 Air Suspension Compressor	ASC
K12 Vacuum Pump	ALL
K13 Wiper Park Function	ALL
K14 Wiper Fast Function	ALL
K15 Condenser Fan Power	ALL
K16 Drive Switched Power	ALL
F71 Condenser Fan, Left	ALL
F72 Condenser Fan, Right	ALL
F73 Vacuum Pump	ALL
F74 12V Drive Rail, Cabin	ALL
F75 Power Steering Logic - IGN	ALL
F76 ABS Logic - IGN	ALL
F77 Stability Control Valves	ALL
F78 Headlight Dip/Main Beam	ALL
F79 Lighting (Exterior/Interior)	ALL



Assembly AEES R65330-001-A (fuses and relays separate)

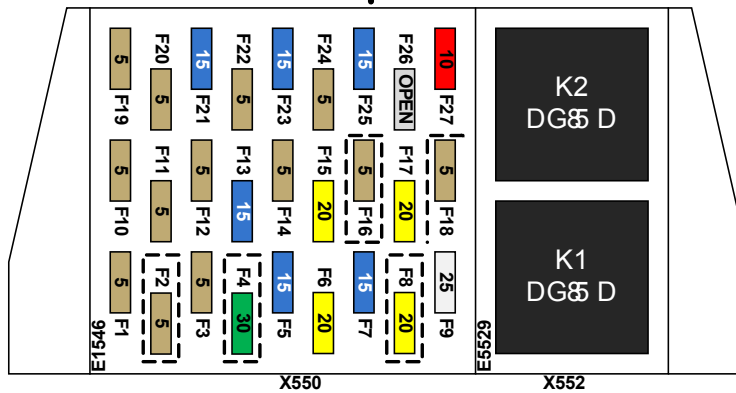
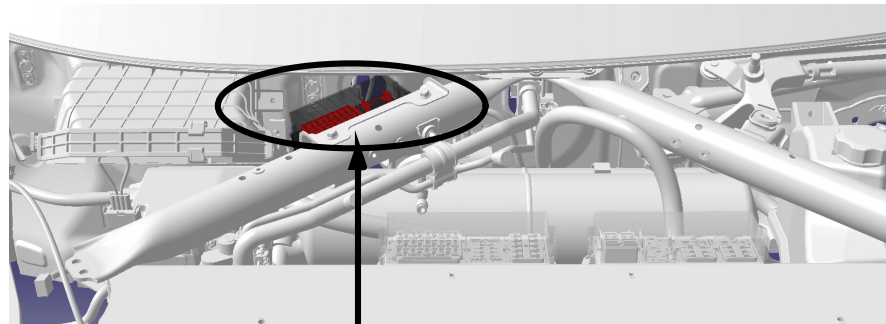
- 4-Module Top Cover
AssemblyLocation: Tesla
Y5
- 4-Module Bottom Cover
AssemblyLocation: Yazaki
Y6



THE INFORMATION CONTAINED HEREIN IS DEEMED TO BE CONFIDENTIAL, PROPRIETARY, AND A TRADE SECRET OF TESLA MOTORS. THIS INFORMATION MAY NOT BE USED, REPRODUCED, OR DISCLOSED AS THE DIRECT OR INDIRECT BASIS FOR THE DEVELOPMENT, MANUFACTURE, OR SALE OF PROCESSES OR PRODUCTS WITHOUT THE EXPRESSED WRITTEN CONSENT OF TESLA MOTORS.

PROJECT NAME: 2013 Model S Wiring: LHD	PHASE: SOP2+EU
SHEET NAME: Front Fusebox Layout	
ITEM NO: 1004573-00-E	REVISION: 10.1
DATE: 5/13/2014	
DO NOT SCALE DRAWING	SHEET 44.1

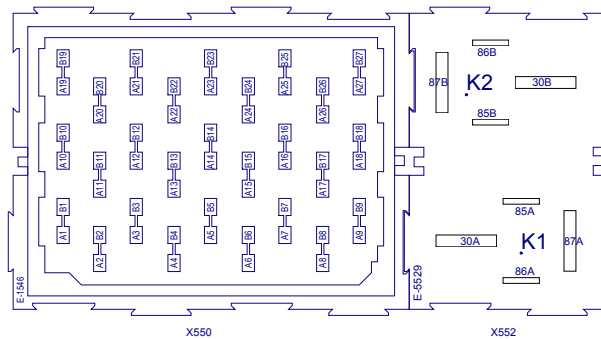
Des. Function	Option
F1 ACC sense, Radio	ALL
F2 Headlamp leveling	HLVL
F3 Vanity Lights, Rear View Mirror	ALL
F4 Cold Weather Package Group 1	CW01
F5 Seat Heater, Left Front	ALL
F6 Base Audio Amplifier	ALL
F7 Seat Heater, Right Front	ALL
F8 Premium Audio Amplifier	ALL
F9 Panoramic Sunroof	ALL
F10 Passive Safety Restraints	ALL
F11 Steering Column Controls	ALL
F12 Drive Power Sense	ALL
F13 Wiper Park	ALL
F14 Drive Inverter	ALL
F15 Electric Park Brake	ALL
F16 Parking / Blindspot System	PKA,BZA
F17 Electric Park Brake	ALL
F18 Forward Radar/Camera	ACC
F19 AQS / In-car sensor	ALL
F20 Cabin Air Heater Logic	ALL
F21 Coolant Pump 2	ALL
F22 Inlet Actuators	ALL
F23 Coolant Pump 3	ALL
F24 Cabin Climate Control	ALL
F25 Coolant Pump 1	ALL
F26 not used	
F27 Thermal Controller	ALL
K1 ACC Power Switch	ALL
K2 HVAC Power Switch	ALL



3-Module Top Cover
AssemblyLocation: Tesla
Y1

3-Module Bottom Cover
AssemblyLocation: Yazaki
Y2

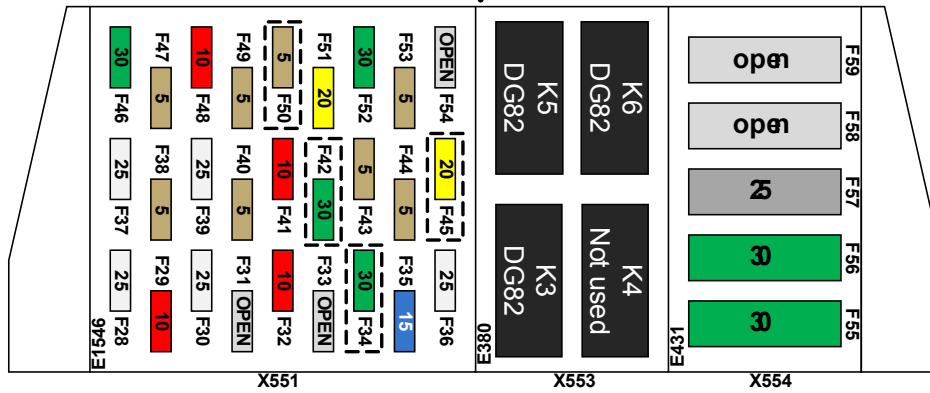

Assembly AEES R65328-001-A (fuses and relays separate)



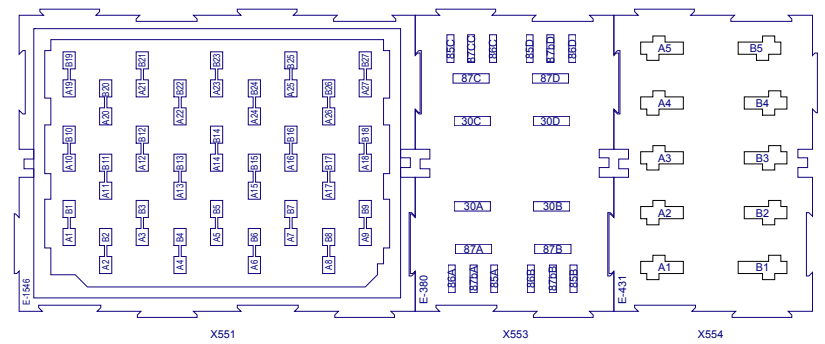
THE INFORMATION CONTAINED HEREIN IS DEEMED TO BE CONFIDENTIAL, PROPRIETARY, AND A TRADE SECRET OF TESLA MOTORS. THIS INFORMATION MAY NOT BE USED, REPRODUCED, OR DISCLOSED AS THE DIRECT OR INDIRECT BASIS FOR THE DEVELOPMENT, MANUFACTURE, OR SALE OF PROCESSES OR PRODUCTS WITHOUT THE EXPRESSED WRITTEN CONSENT OF TESLA MOTORS.

PROJECT NAME: 2013 Model S Wiring: LHD	PHASE: SOP2+EU
SHEET NAME: "Cabin" Fusebox 1 Layout	
ITEM NO: 1004573-00-E	REVISION: 10.1
DATE: 8/13/2014	
DO NOT SCALE DRAWING	SHEET 44.2

Des. Function	Option
F28 Window Lift Motor, Right Rear	ALL
F29 Contactor Power	ALL
F30 Window Lift Motor, Right Front	ALL
F31 not connected	ALL
F32 Door Controls, Right Side	ALL
F33 not used	
F34 Cold Weather Package Group 2	CW01
F35 12V Accessory Outlet	ALL
F36 Air Suspension Control, Valves	ASC
F37 Window Lift Motor, Left Rear	ALL
F38 Driver's Seat Memory	ALL
F39 Window Lift Motor, Left Front	ALL
F40 Rear Door Handles	ALL
F41 Door Controls, Left Side	ALL
F42 Power Liftgate	PLG
F43 Perm. Power Sense, Brake Sw.	ALL
F44 Chargers, Charge Port	ALL
F45 Passive Entry, Horns	ALL
F46 Body Controls, Group 2	ALL
F47 Glove Box Light	ALL
F48 Body Controls, Group 1	ALL
F49 Instrument Cluster	ALL
F50 Siren, Intrusion/Tilt Sensor	SP01
F51 Center Display	ALL
F52 Rear Window Defrost Grid	ALL
F53 Battery Management System	ALL
F54 not used	ALL
F55 Left Front Seat Adjust Motor	ALL
F56 Right Front Seat Adjust Motor	ALL
F57 Cabin Fan	ALL
F58 not connected	
F59 not connected	
K3 12V Outlet Switch	ALL
K4 not connected	
K5 Rear Defrost Grid	ALL
K6 not connected	

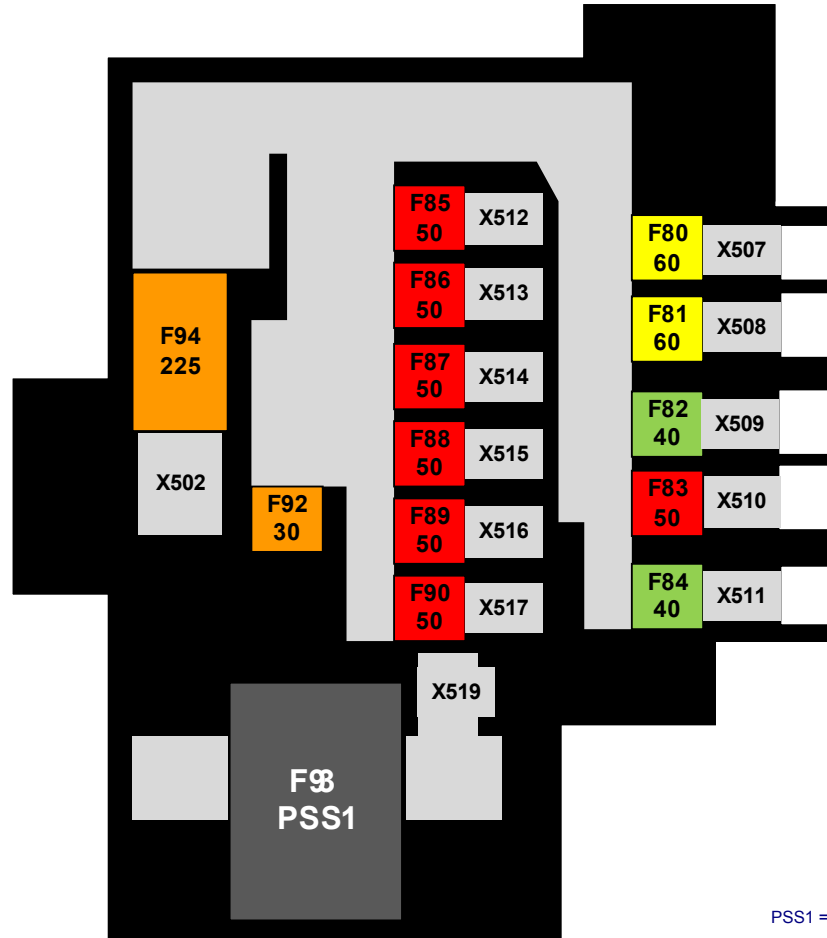



- 4-Module Top Cover
AssemblyLocation: Tesla
Y3
- 4-Module Bottom Cover
AssemblyLocation: Yazaki
Y4



THE INFORMATION CONTAINED HEREIN IS DEEMED TO BE CONFIDENTIAL, PROPRIETARY, AND A TRADE SECRET OF TESLA MOTORS. THIS INFORMATION MAY NOT BE USED, REPRODUCED, OR DISCLOSED AS THE DIRECT OR INDIRECT BASIS FOR THE DEVELOPMENT, MANUFACTURE, OR SALE OF PROCESSES OR PRODUCTS WITHOUT THE EXPRESSED WRITTEN CONSENT OF TESLA MOTORS.

PROJECT NAME: 2013 Model S Wiring: LHD	PHASE: SOP2+EU
SHEET NAME: "Cabin" Fusebox 2 Layout	
ITEM NO: 1004573-00-E	REVISION: 10.1
	DATE: 5/13/2014
DO NOT SCALE DRAWING	SHEET 44.2



PSS1 = TPN 1004635-00-A

Loc.	Description / Function	Type	Des.
F80	Power Steering	MIDI	X507
F81	Condenser Fans Master Fuse	MIDI	X508
F82	Air Suspension Compressor	MIDI	X509
F83	Jump Post	MIDI	X510
F84	ABS Motor	MIDI	X511
F85	Drive 12V Power Master Fuse	MIDI	X512
F86	ACC 12V Bus Master Fuse	MIDI	X513
F87	Permanent Power Group 1	MIDI	X514
F88	Permanent Power Group 2	MIDI	X515
F89	Permanent Power Group 3	MIDI	X516
F90	HVAC 12V Bus Master Fuse	MIDI	X517
F92	Contactor Power	MIDI	X503
F93	BDS: Contactor Power Cutoff	PSS1	X519
F94	Battery-DCDC Master Fuse	MEGA	X502

PROJECT NAME: 2013 Model S Wiring: LHD		PHASE: SOP2+EU	
SHEET NAME: Battery-Mounted Fusebox Layout			
ITEM NO. 1004573-00-E	REVISION: 10.1	DATE: 5/13/2014	
DO NOT SCALE		SHEET 44.4	

THE INFORMATION CONTAINED HEREIN IS DEEMED TO BE CONFIDENTIAL, PROPRIETARY, AND A TRADE SECRET OF TESLA MOTORS. THIS INFORMATION MAY NOT BE USED, REPRODUCED, OR DISCLOSED AS THE DIRECT OR INDIRECT BASIS FOR THE DEVELOPMENT, MANUFACTURE, OR SALE OF PROCESSES OR PRODUCTS WITHOUT THE EXPRESSED WRITTEN CONSENT OF TESLA MOTORS.